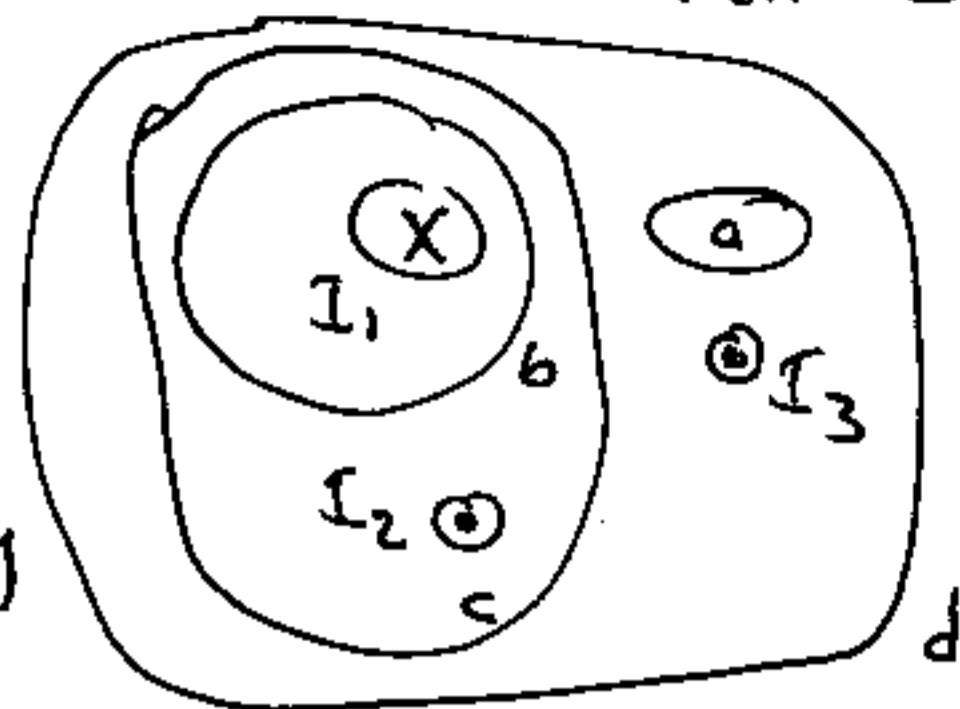


Electricity & Magnetism Classwork 7 Solutions

① Ampere's Law $\oint \underline{B} \cdot d\underline{l} = \mu_0 I_{enc}$

where direction of $\pm I$ based on R.H. rule for line integral. So all we need to do is add up algebraically the enclosed currents, with +ve being out of page:



a) $\oint \underline{B} \cdot d\underline{l} = 0$ b) $\oint \underline{B} \cdot d\underline{l} = -\mu_0 I_1$ c) $\oint \underline{B} \cdot d\underline{l} = \mu_0 (I_2 - I_1)$

d) $\oint \underline{B} \cdot d\underline{l} = \mu_0 (I_2 + I_3 - I_1)$ $I_1 = 4A, I_2 = 6A, I_3 = 2A$ so

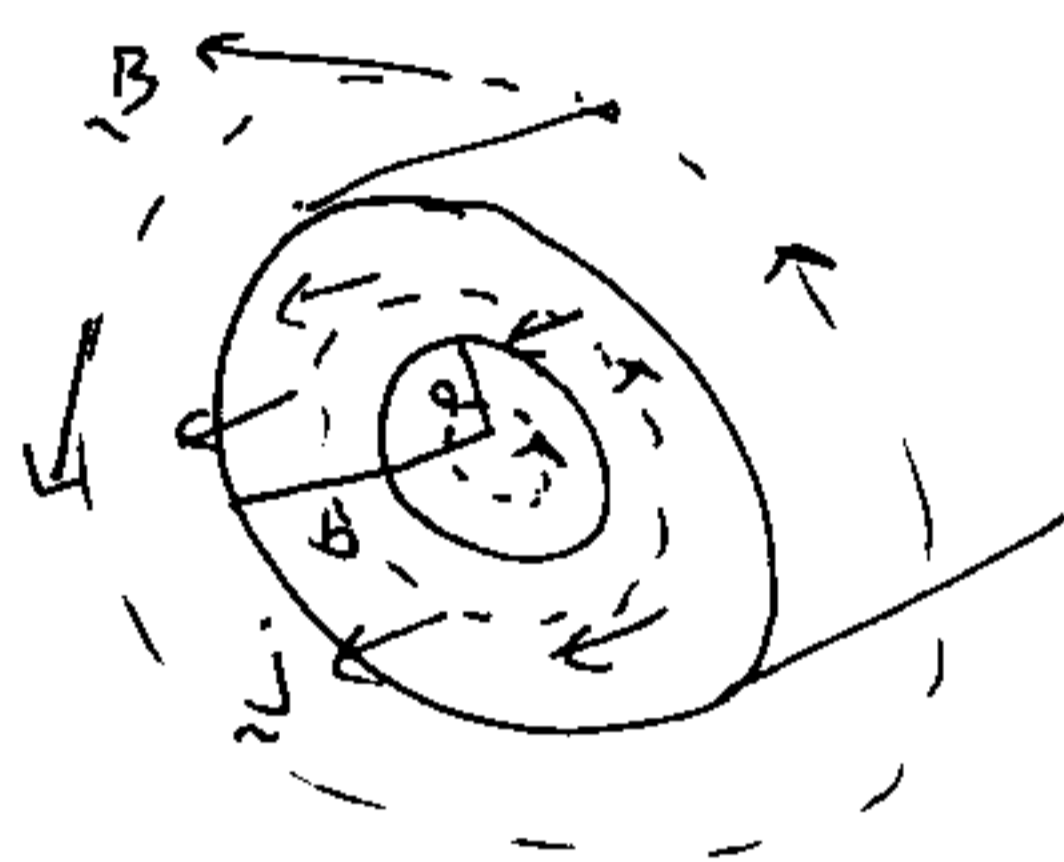
a) 0 ; b) $-4\pi \times 10^{-7} \times 4 = -5.02 \times 10^{-6} \text{ Tm}$ c) $+4\pi \times 10^{-7} (2) = 2.51 \times 10^{-6} \text{ Tm}$

d) $4\pi \times 10^{-7} (6 + 2 - 4) = +5.02 \times 10^{-6} \text{ Tm}$

② \underline{j} uniform = current/area, so

$$\underline{j} (\pi b^2 - \pi a^2) = I \Rightarrow \underline{j} = \frac{I}{\pi (b^2 - a^2)}$$

Consider 3 Amperian circuits, RH sense around \underline{j} . By symmetry \underline{B} tangent to these circles + depends only on r . Hence



a) $\oint \underline{B} \cdot d\underline{l} = 2\pi r B = 0 \Rightarrow B = 0$ ($r < a$)

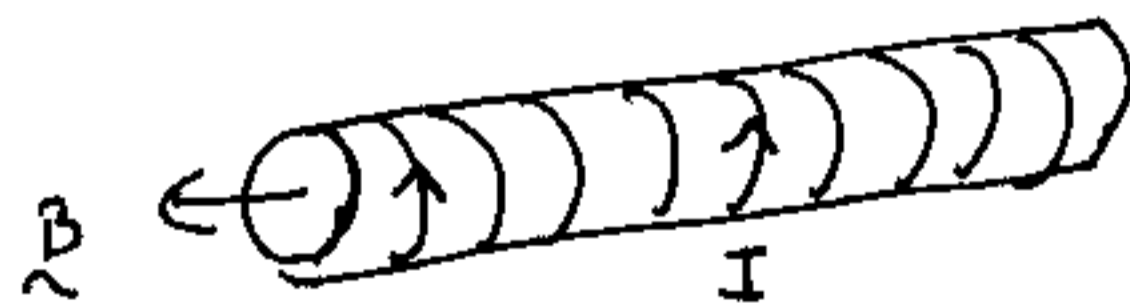
b) $\oint \underline{B} \cdot d\underline{l} = 2\pi r B = \mu_0 (\pi r^2 - \pi a^2) \underline{j} \Rightarrow B = \frac{\mu_0 I}{2\pi} \frac{(r^2 - a^2)}{r(b^2 - a^2)}$ ($a < r < b$)

c) $\oint \underline{B} \cdot d\underline{l} = 2\pi r B = \mu_0 I \Rightarrow B = \frac{\mu_0 I}{2\pi} \frac{1}{r}$ ($r > b$)

③

a) From lecture a solenoid has

$$B_0 = \mu_0 n I$$



i) $= 4\pi \times 10^{-7} (60 \times 100) 0.15 = 1.13 \times 10^{-3} \text{ T}$

ii) $B = \mu n I = k_m \mu_0 n I = B_0 + \mu_0 M \Rightarrow \mu_0 M = (k_m - 1) \mu_0 n I$

so $M = (k_m - 1) n I = 5199 (60 \times 100) 0.15 = 4.68 \times 10^6 \text{ A/m}$

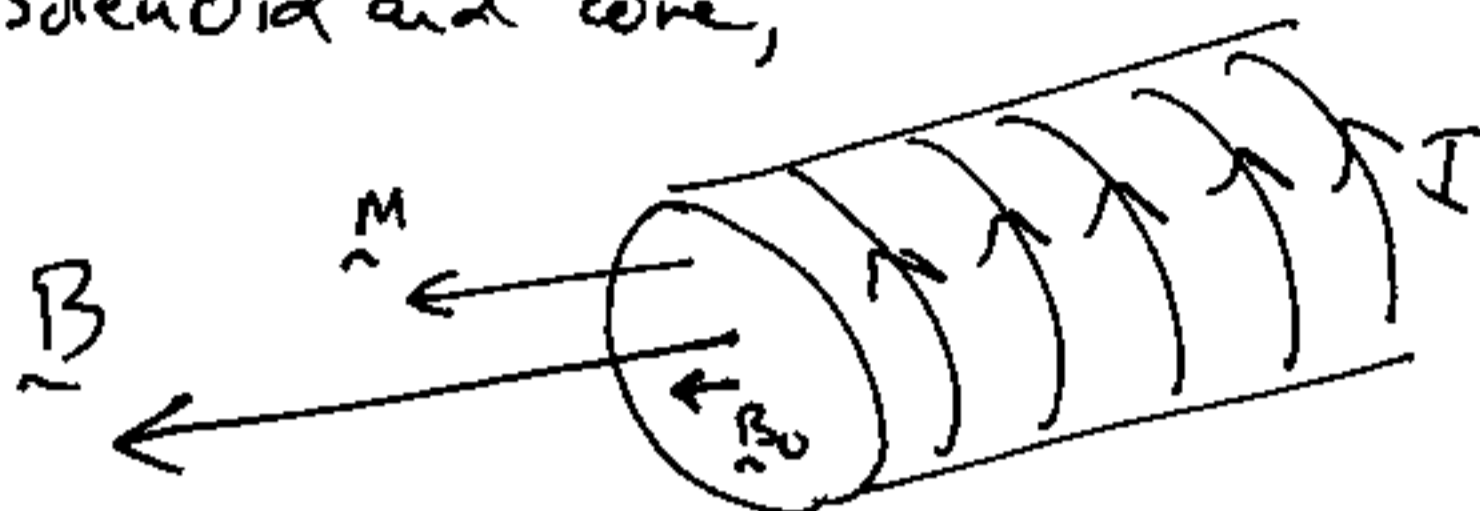
iii) $B = k_m B_0 = 5200 \times 1.13 \times 10^{-3} = 5.88 \text{ T}$

Electricity & Magnetism Classwork 7 Solutions p2

③ (cont)

b) All of \underline{B}_0 , \underline{B} and \underline{M} are ~~at~~ parallel to the axis inside the solenoid and core,

ie



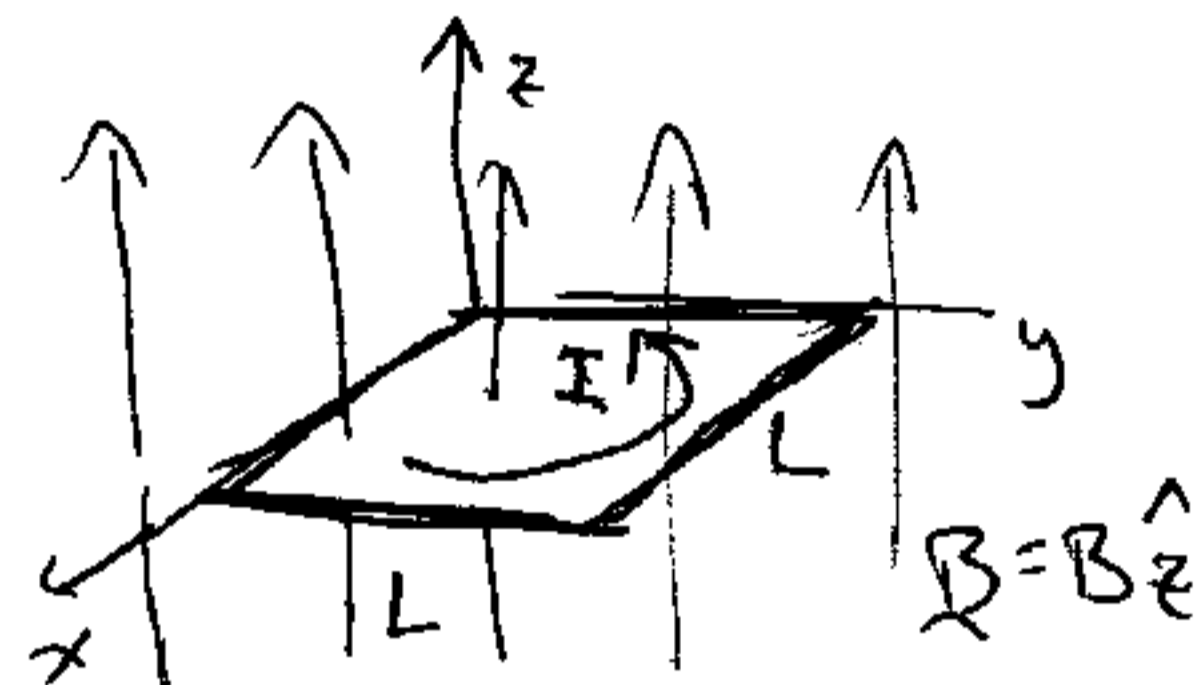
and are uniform (\approx) within the core.

④ a) $\Phi_B = \iint \underline{B} \cdot d\underline{A}$

Choose $d\underline{A} = dA \hat{z}$

Then $\Phi_B = \iint B \hat{z} \cdot dA \hat{z}$

$= \iint B dA = B \iint dA = BL^2$



So $\frac{d\Phi_B}{dt} = L^2 \frac{dB}{dt} = (0.2)^2 \frac{d}{dt} (10^{-3} e^{-t/3}) = (0.2)^2 10^{-3} (-\frac{1}{3}) e^{-t/3}$

Thus $\frac{d\Phi_B}{dt} = -1.33 \times 10^{-5} e^{-t/3} \text{ Tm}^2/\text{s}$

b) $\mathcal{E} = - \frac{d\Phi_B}{dt} = +1.33 \times 10^{-5} e^{-t/3}$ so \mathcal{E} is +ve in

RH sense w.r.t. $d\underline{A} \Rightarrow \underline{I}$ as shown

c) $\mathcal{E} = IR \Rightarrow I = \frac{\mathcal{E}}{R} = \frac{1.33 \times 10^{-5} e^{-t/3}}{100} = 1.33 \times 10^{-7} e^{-t/3}$
Amps