

Traffic Theory + Queuing Systems SOLUTIONS

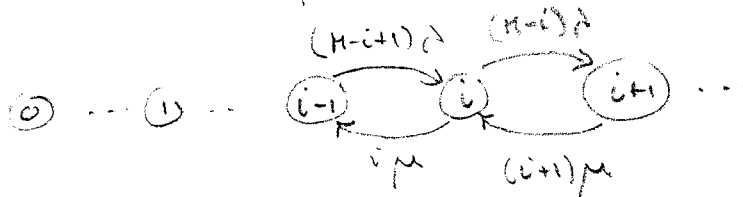
Question Number etc. in left margin

Mark allocation in right margin

Q1 (a) Erlang Model Assumptions (handbook)

- (a) - Poisson arrival stream: good approx when large number of independent traffic sources
- Exponential holding times: good approx for telephone calls
- Full-availability access: usually valid
- No re-submissions: not strictly valid but model can be modified to allow for this

(b)



Global

$$[(M-i)\lambda + i\mu]\pi_i = (M-i+1)\lambda\pi_{i-1} + (i+1)\mu\pi_{i+1}$$

Local

$$(M-i+1)\lambda\pi_{i-1} = i\mu\pi_i$$

M = no. sources

π_i = Eq. state prob. in state i

λ = calling rate / free source

μ = release rate / channel

(c)

$$\rho = 8, M = 12$$

$$\rho_c = E_c(8) = 0.05 \text{ (from chart)}$$

(i) mean carried traffic

$$\rho_c = (1 - B_c)\rho = 3.3 \text{ Erlangs}$$

(ii) mean channel occupancy

$$M = \frac{\rho_c}{\mu} = 3.633$$

(iii) prob. idle time = π_0

$$= 0.00036 \text{ (approx } e^{-\rho_c})$$

5

5

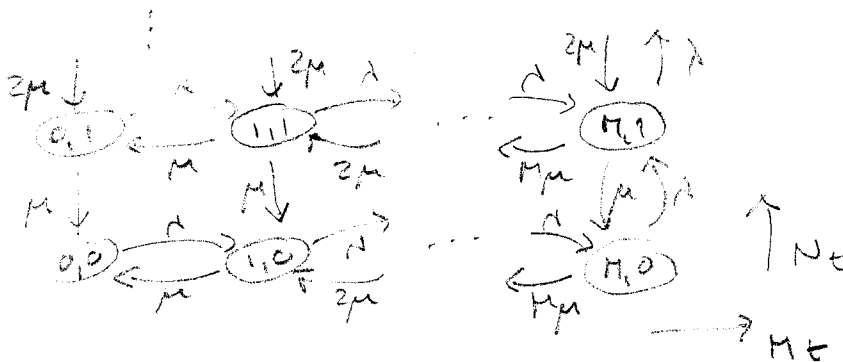
Question Number etc. in left margin

Mark allocation in right margin

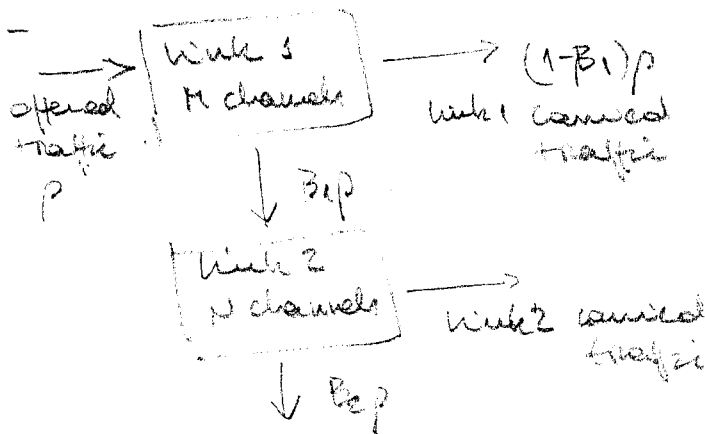
Q2 (a) overflow node (beck work)

(a) let $\begin{cases} M_1 = \text{no of busy channels on link 1} \\ M_2 = \text{no of busy channels on link 2} \end{cases}$

Assume $\begin{cases} (i) \text{ Poisson arrival stream to link 1, rate } \lambda \\ (ii) \text{ Exponential holding times, rate } \mu \end{cases}$



- local balance equation do not hold
The problem should be solved using global balance equations



link 1 call length = $\frac{1}{\mu}$

link 2 call length = $\frac{1}{\mu}$ (Assumed rate to link 2 for blocked arrivals)

Total arrival rate to link 2

$$= \frac{dB_2}{dB_1} = \frac{B_2}{B_1} = \frac{E_{M+1}(P)}{E_M(P)}$$

3

3

4

Question Number etc. in left margin

Mark allocation in right margin

Q2

(9)

$$K=10, \quad \frac{\lambda}{\mu} = 3 \text{ Erlangs} \quad \rho = \frac{\lambda}{K\mu} = 0.8 \text{ Erlangs (channel)}$$

$$P[\text{Delay}] = \frac{E_K(K\rho)}{1 - \rho [1 - E_K(K\rho)]} = 0.41$$

If buffer size is Q then

$$P[\text{loss}] = \frac{(1-\rho) \rho^Q E_K(K\rho)}{(1-\rho) + \rho(1-\rho^Q) E_K(K\rho)}$$

$$\rho = 0.8 \text{ Erlangs}$$

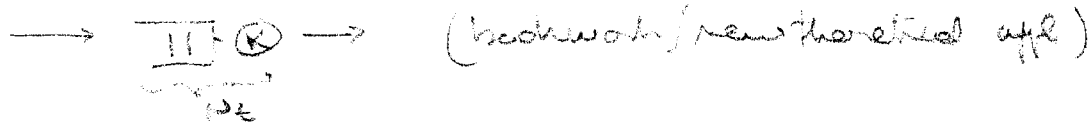
$$E_K(K\rho) = 0.122 \text{ (from chart)}$$

$$P[\text{loss}] = 0.030 \text{ for } Q=5$$


Question Number etc. in left margin

Mark allocation in right margin

Q3
(a)



4M63 in a BID process with state diagram



Local balance Equations

$$\pi_i = \left(\frac{\lambda}{i\mu}\right) \pi_{i-1} = \left(\frac{\lambda}{i}\right) \pi_{i-1} \quad i \leq K$$

$$\pi_i = \left(\frac{\lambda}{K\mu}\right) \pi_{i-1} = \rho \pi_{i-1} \quad i > K$$

$$\pi_i = \left(\frac{\lambda^i}{i!}\right) \pi_0 \quad i \leq K$$

$$\left(\frac{\lambda^i}{K!}\right) \rho^{i-K} \pi_0 \quad i > K$$

for $i > K$

$$\pi_{K+1} = \left(\frac{\lambda^K}{K!}\right) \rho \pi_0 = \rho \pi_K$$

$$\pi_0 = \frac{1}{\frac{\lambda^K}{K!}} \left[\frac{(1-\rho) E_K(\lambda)}{(1-\rho) + \rho E_K(\lambda)} \right]$$

$$P[\text{Delay}] = P[W > 0] = P[N_t \geq K] = \sum_{i=K}^{\infty} \pi_i$$

$$= \sum_{j=0}^{\infty} \pi_K \rho^j = \frac{\pi_K}{1-\rho} = \frac{\left(\frac{\lambda^K}{K!}\right) \pi_0}{1-\rho}$$

$$P[\text{Delay}] = \frac{E_K(\lambda)}{(1-\rho) + \rho E_K(\lambda)} = D_K(\lambda)$$

Question Number etc. in left margin

Mark allocation in right margin

Q3

(a)

$$(ii) P[Q_t = i | \text{all servers busy}]$$

$$P[Q_t = i | W_t \geq K] = \left\{ \frac{P[W_t = K+i]}{\sum_{j=0}^{\infty} P[W_t = K+j]} \right\}$$

$$= \left\{ \frac{\pi_K \rho^i}{\sum_{j=0}^{\infty} \pi_K \rho^j} \right\}$$

$$P[Q_t = i | \text{delay}] = (1-\rho) \rho^i \quad i=0, 1, 2, \dots$$

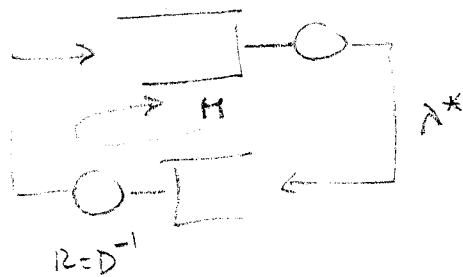
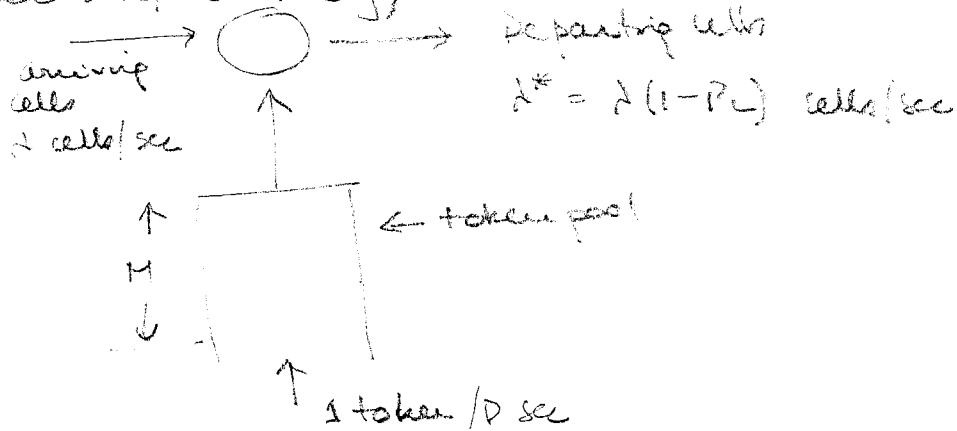
7

Question Number etc. in left margin

Mark allocation in right margin

Q3
(b)

(hook with / new theory)



closed queueing network model, Leaky bucket M/M/1 approximation

$$\lambda^* = \lambda (1 - P_L)$$

for maximum occupancy M

$$P_L = \frac{\rho^M (1 - \rho)}{1 - \rho^{M+1}}$$

with $\rho = \lambda / R = \lambda D$

$$\lambda^* = \lambda \left[\frac{1 - \rho^M}{1 - \rho^{M+1}} \right]$$

Question Number etc. in left margin

Mark allocation in right margin

QA

(a)

Admission control: How much traffic can the network handle if a prescribed QoS for each traffic class is to be maintained while the network utilisation meets some minimum goals. Eg.:

- given a particular VP how many VCs can it handle?
- given a number of active VCs does one admit a new call when a request to set one up arrives?

Discuss meaning and derivation of

$$C_L = \min [C_{CS}, C_{CF}]$$

where

$$C_{CS} = nR_p + \sigma R_p \sqrt{-b_n(2\pi)} - 2b_n \epsilon$$

$$C_{CF} = R_p N \frac{1-\epsilon}{2} + R_p N \sqrt{\left(\frac{1-\epsilon}{2}\right)^2 + \epsilon p}$$

Question Number etc. in left margin

Mark allocation in right margin

Q4
(a)

M/G/1 system

mean message length = $\left(\frac{5}{4} B\right)$ mean square message length = $\left(\frac{7}{4} B^2\right)$

$$E(S) = \frac{5}{4} \frac{160}{64} \times 10^{-3} \text{ sec} = 3.125 \text{ msec}$$

$$E(S^2) = \frac{125}{10} \text{ msec}^2 \left(\frac{7}{4} \frac{(160)^2}{(64)^2} \times 10^{-6} \right)$$

$$\rho = \lambda E(S) = 0.9375$$

$$E(R) = \frac{1}{2} \lambda E(S^2) = 1.65 \text{ ms}$$

Priority 1

$$E(W_1) = \left[\frac{E(R)}{1 - \rho_1} \right]$$

$$\rho_1 = \lambda_1 E(S_1) = 0.5625$$

$$E(S_1) = \frac{160}{64} \times 10^{-3} = 2.5 \times 10^{-3}$$

$$\lambda_1 = \frac{3}{4} \lambda = 0.75 \times 300$$

$$E(W_1) = \left[\frac{E(R)}{1 - \rho_1} \right] = \frac{1.65}{1 - 0.5625} = 3.97 \text{ ms}$$

$$E(T_1) = E(W_1) + E(S_1) = 6.27 \text{ ms}$$

$$E(W_2) = \left[\frac{E(W_1)}{1 - \rho_1 - \rho_2} \right] = 60.3 \text{ msec}$$

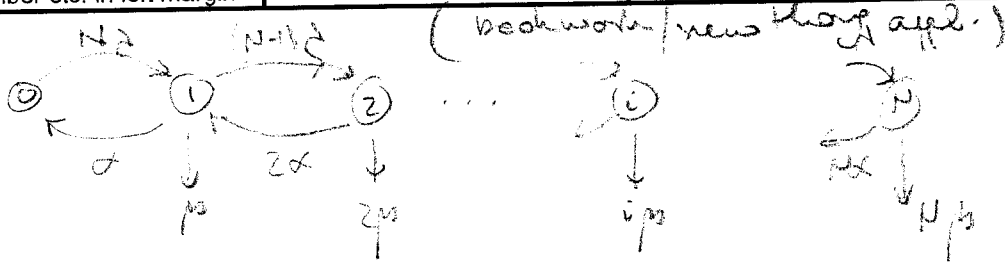
$$E(T_2) = E(W_2) + E(S_2) = 65.3 \text{ ms}$$

$$E(T) = \frac{2}{3} E(T_1) + \frac{1}{3} E(T_2) = 21.0 \text{ ms}$$

Question Number etc. in left margin

Mark allocation in right margin

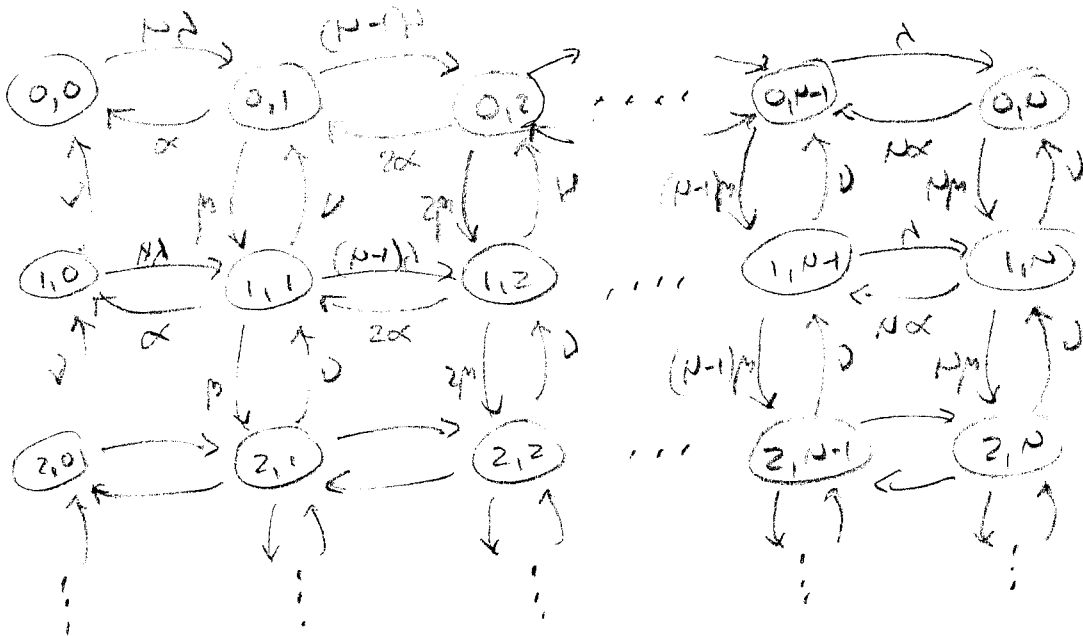
(i) (5)



$$(i) \pi_i = \binom{N}{i} \left(\frac{d}{\lambda}\right)^i \left(\frac{\lambda}{\lambda+d}\right)^{N-i} = \binom{N}{i} \left(\frac{d}{\lambda}\right)^i \left(1 + \frac{d}{\lambda}\right)^{-N}$$

2

(ii) (5)



2

(iii) Average number of cells entering the system (queue).

$$N\lambda \left(\frac{d}{\lambda+d}\right)$$

system utilization

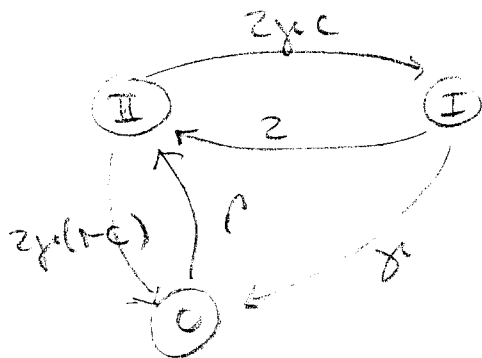
$$\frac{N\lambda \left(\frac{d}{\lambda+d}\right)}{1} = \lambda$$

4

Question Number etc. in left margin

Mark allocation in right margin

Q5
(b)



$$Q = \begin{bmatrix} -0.4 & 0.396 & 0.004 \\ 4.0 & -4.2 & 0.2 \\ 8.0 & 0 & -8.0 \end{bmatrix}$$

solve

$$\begin{bmatrix} -0.4 & 4.0 & 8.0 \\ 0.396 & -4.2 & 0 \\ 0.004 & 0.2 & -8.0 \end{bmatrix} \begin{bmatrix} x_0 \\ x_1 \\ x_2 \end{bmatrix} = \begin{bmatrix} 0 \\ 0 \\ 0 \end{bmatrix}$$

$$x_{II} + x_I + x_0 = 1$$

$$x_{II} = 0.085939$$

$$R_{II} = 1.6$$

$$x_I = 0.91487$$

$$R_I = 1.0$$

$$x_0 = 0.002579$$

$$R_0 = 0.0$$

$$\lim_{t \rightarrow \infty} E(W(t)) = \sum_{i=0}^{\infty} R_i x_i = 1.54431$$

6

6