

IMPERIAL COLLEGE LONDON

E3.17  
SO8  
ISE3.31

DEPARTMENT OF ELECTRICAL AND ELECTRONIC ENGINEERING  
EXAMINATIONS 2007

MSc and EEE/ISE PART III/IV: MEng, BEng and ACGL

*Corrected  
copy*

---

**COMMUNICATION NETWORKS**

Tuesday, 8 May 10:00 am

Time allowed: 3:00 hours

**There are SIX questions on this paper.**

**Answer FOUR questions.**

*All questions carry equal marks*

**Any special instructions for invigilators and information for candidates are on page 1.**

Examiners responsible

First Marker(s) : J.A. Barria

Second Marker(s) : P.J. Beevor

### **Special instructions for students**

1. Mean delay for the M/M/1 system may be taken as

$$T = \frac{1}{\mu - \lambda}$$

where,

$\lambda$  = arrival rate to M/M/1 system [packets / s]

$\mu$  = service rate of M/M/1 system [packets / s].

1.

a)

i) For a point to point link connection briefly define

- Propagation time,

- Transmission time.

[4]

ii) Discuss the impact of propagation time and transmission time on link utilisation. Derive the maximum efficiency of a half duplex point to point link using a stop and wait scheme.

[6]

b)

i) Describe a sliding window flow control scheme known to you.

[3]

ii) State the condition under which a Host sender A will receive acknowledgement of Frame 1 before all the window frames have been sent.

[4]

iii) Derive the utilisation of the link if the condition in b) ii) is not met.

[3]

2.

- a) Little's theorem can be stated by the following expression:

$$N = \lambda T.$$

Define and discuss the meaning of  $\lambda$ ,  $N$  and  $T$ .

[8]

- b) In a Jackson network of queues the numbers of packets in link  $i$  can be represented by:

$$q_i = \lambda_i t_i.$$

- i) Define and discuss the meaning of  $q_i$ ,  $\lambda_i$  and  $t_i$ .

[3]

- ii) Define and derive an expression for the mean network delay of a Jackson network in terms of  $q_i$ . Clearly state all assumptions made.

[9]

3.

a) Routing algorithms can be classified amongst others as global or decentralised.

i) Define and describe a global routing algorithm known to you. Give an example on how it operates using the network and link length  $l(k)$ ,  $k=1, \dots, 5$  of Figure 3.1.

[5]

ii) Define and describe a decentralised routing algorithm known to you. Give an example on how it operates using the network and link length  $l(k)$ ,  $k=1, \dots, 5$  of Figure 3.1.

[5]

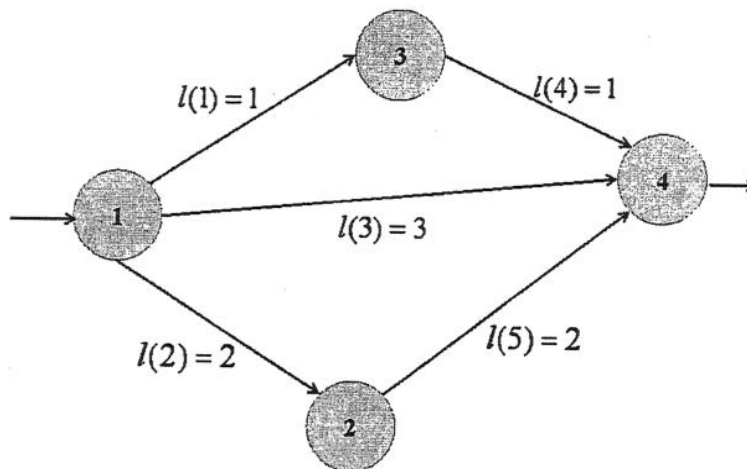


Figure 3.1

b)

i) Classify and, briefly describe and discuss the main characteristics of the Routing Information Protocol.

[5]

ii) Classify and, briefly describe and discuss the main features of the Open Shortest Path First algorithm.

[5]

4.

- a) INSERV provides specifications of a number of service classes and mechanisms to support them.

Briefly describe and discuss four INTSERV support mechanisms known to you.

[10]

- b) Briefly discuss INTSERV and DS models in terms of:

- coordination for service differentiation,
- scope of service differentiation,
- scalability,
- network accounting,
- network management,
- inter-domain deployment.

[10]

5.

a)

- i) For the network of Figure 5.1 state the optimal routing problem. That is, clearly define and explain variables, objective function, constraints etc.

[3]

- ii) Define the optimality condition for the problem introduced in i) if the objective is to minimise the following function.

$$D(f) = \sum_{i=1}^L \frac{f(i)}{C(i) - f(i)}$$

where

$C(i)$  = capacity of link  $i$ , and  $f(i)$  = flow carried by link  $i$ .

[3]

- iii) Assuming that  $C(1) > C(2)$  in Figure 5.1, derive the condition under which only  $C(1)$  will carry traffic.

[4]

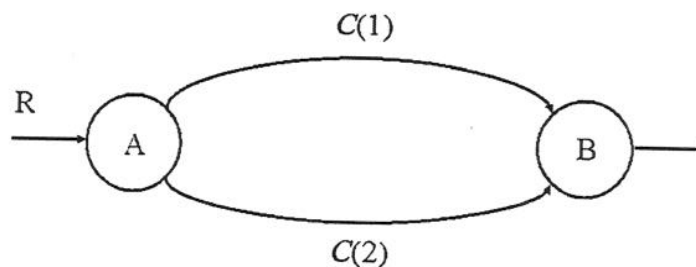


Figure 5.1

b)

- i) Explain the importance and usefulness of source descriptors in ATM networks

[5]

- ii) Explain one mechanism that would monitor *connection contracts* established between end-users and the ATM network.

[5]

6. For the network in Figure 6.1

a) Derive the mean <sup>Network</sup> packet delay.

[10]

b) Derive the mean number of outstanding packets in links  $i = 1, 2$  and  $3$ .

[10]

Assume an average packet length  $1/\mu$  of 1000 [bits/packet].

Notation:

$1/\mu$  = average length of packet [bits/packet]

$C(i)$  = transmission speed link  $i$  [bit / s]

$\gamma_{ij}$  = arrival rate (node  $i$  to node  $j$ ) [[packets / s]

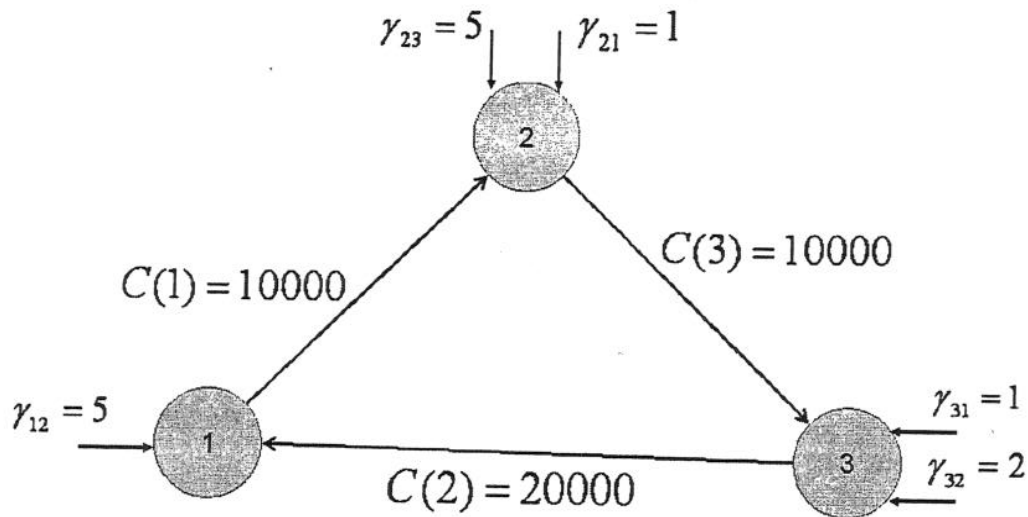


Figure 6.1



Question Number etc. in left margin

Q1

Mark allocation in right margin

- ai) Propagation time: the time it takes a signal to propagate from one node to the next (distance / velocity)  
 Transmission time: time it takes a transmission to send out a block of data (length of frame / data rate)

- ii) Effect of propagation time and transmission time. Define  
 $a = \text{propagation time} / \text{transmission time}$

In a half-duplex point to point link using a stop and wait scheme long messages are sent as a sequence of  $n$  frames. So the time it takes to transmit  $n$  frames - assuming that the acknowledge frame is very small - is

$$T_D = n(2t_{\text{prop}} + t_{\text{frame}})$$

Hence an approximation to the max utilisation in this scheme is

$$U = \frac{nt_{\text{frame}}}{n(2t_{\text{prop}} + t_{\text{frame}})} = \frac{1}{1 + 2a}$$

- bi) stop and wait protocol

- sender: keep a list of sequence numbers allowed to be sent
- keep frames in memory until acknowledge
- if buffer full: stop transmitting

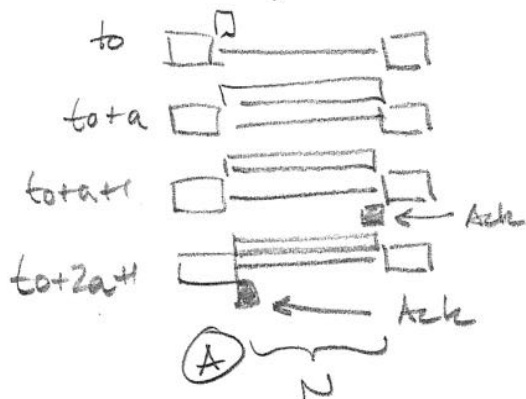
- Receiver: keep a window size with the number of frame sequence it is permitted

- Frames falling outside window are discarded

Question Number etc. in left margin

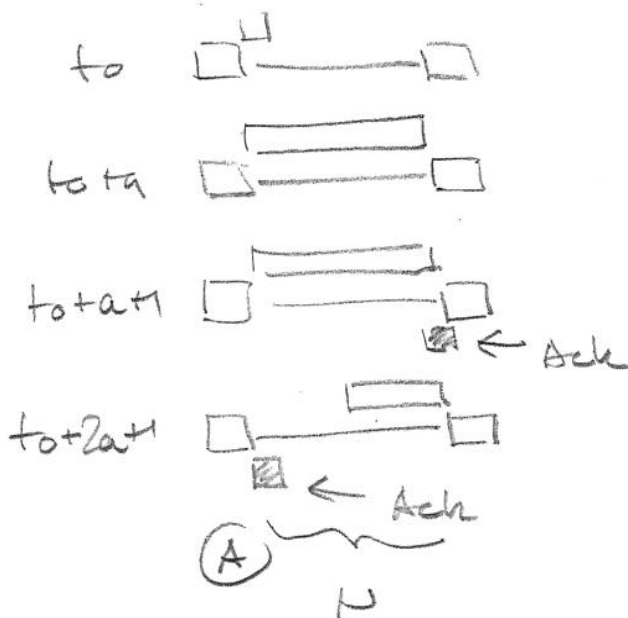
Mark allocation in right margin

bii) The condition is  $N > 2a+1$  (is the size of the window)



$$N > 2a+1 \cdot u = 1$$

biii) If  $N < 2a+1$  the sequence looks



$$\text{If } N < 2a+1 : u = \frac{N}{2a+1}$$

(Bookwork extension)

4

3

Question Number etc. in left margin

Q2

Mark allocation in right margin

a) Little's result expresses the natural idea that crowded systems (large  $N$ ) are associated with long waiting delays (large  $T$ ).

- $N(t)$  = number of customers in the system at time  $t$
- $x(t)$  = number of customers who arrived in  $[0, t]$
- $T_i$  = time spent in the system by the  $i$ th arriving customer

Take the time averages

$$N = \lim_{t \rightarrow \infty} N_t \quad N_t = \frac{1}{t} \int_0^t N(z) dz$$

$$d = \lim_{t \rightarrow \infty} d_t \quad d_t = x(t) / t$$

$$T = \lim_{t \rightarrow \infty} T_t \quad T_t = \sum_{i=0}^{x(t)} T_i / t$$

then

$$N = dT$$

bi)  $d_i$  = arrival rate link  $i$  (packets/s)

$$t_i = \frac{1}{\mu_i - d_i}$$

$1/\mu$  = average length of packet [bits/packet]

$C_i$  = Transmission speed link  $i$  [bits/second]

$q_i$  = number of packets in link  $i$

from M/M/1 analysis

8

3

Question Number etc. in left margin

Mark allocation in right margin

bii)

Average number of packet in the network

$$N = \rho T$$

Average number of packets in link  $i$ 

$$q_i = \lambda_i t_i$$

so

$$N = \sum_{i=1}^L q_i = \sum_{i=1}^L \lambda_i t_i$$

but (M/M/1)

$$t_i = \frac{1}{\mu_i - \lambda_i} \quad (\text{see part bi})$$

$$N = \sum_{i=1}^L \frac{\lambda_i}{\mu_i - \lambda_i}$$

defining  $F_i = \lambda_i / \mu_i$ 

$$T = \frac{1}{\rho} \sum_{i=1}^L \frac{F_i}{\mu_i - F_i}$$

(backwork  
+  
calculations  
for a new  
example)

5/

Q 3

Question Number etc. in left margin

Mark allocation in right margin

- ai) Global routing algorithms
- Calculate least-cost path using complete, global knowledge about the network
  - Need mechanism to obtain this information before calculations
  - The calculations can be performed in one site or can be replicated at multiple sites
  - They are normally referred to as link-state algorithms
- Example: Dijkstra's sh-p. algorithm (use Fig 3.1)

- aii) Decentralised routing algorithms
- Calculate the least-cost path in an iterative, distributed manner
  - Each node begins with only the knowledge of the cost of its attached links
  - Then by exchanging information with neighbour nodes a node gradually calculates the least-cost path
  - They are normally known as distance-vector algorithms

Example: Bellman-Ford's algorithm (use Fig 3.1)

(bookwork)  
+  
(calculation of new example)

Q3

Question Number etc. in left margin

Mark allocation in right margin

bi)

RIP

- IGP
- Runs on top of UDP (distance-vector)
- Each router learns from its neighbours the distance to each destination
- Metric for computation of shortest-path is typically number of hops (max 15)
- A router sends an update message to its neighbours every 30s
- RIP uses mechanism to reduce routing loops

bii)

OSPF

- IGP
- Runs over IP (link-state)
- Enables each router to learn the complete network topology
- Each router monitors the cost (link state) of the link to each of its neighbours
- Floods the link-state information to other routers on the network
- This scheme allow each router to build an identical complete network topology.

(Book works)

Question Number etc. in left margin

Mark allocation in right margin

a) INTSEM mechanism

Flowspec: provide the network with flow information

Admission Control: ask the network to provide a particular service

Resource reservation: Exchange of information which results in resource reservation using RSVP signalling scheme

Manage packets - queue and scheduled in routers. That is packet scheduling and traffic policing

2  
3  
3  
2

b)

	INTSEM	DS
- Coordinates for service diff.	- End-to-end	- Local (per hop)
- Scope of service diff.	- Unicast or Multicast	- Anywhere in a network or in specific paths
- Scalability	- Limited by no. of flows	- Limited by the no. of classes
- Network Accounting	- Based on flow characteristics and QoS requirements	- Based on class usage
- Network management	- Similar to circuit switching	- Similar to IP networks
- Inter domain deployment	- Multilateral agreements	- Bilateral agreements

2  
2  
2  
2  
2  
2

(Back work + explanation)

8)

Q5

Question Number etc. in left margin

Mark allocation in right margin

ai)



$$D(x) = \sum_{i=1}^2 \frac{x_i}{G_i - x_i} = \frac{x_1}{G_1 - x_1} + \frac{x_2}{G_2 - x_2}$$

$$x_1 + x_2 = R \quad x_1 \geq 0 ; x_2 \geq 0$$

$$G_1 + G_2 \geq R \quad G_1 > G_2$$

$$ii) \frac{\partial D(x)}{\partial x_1} = \frac{G_1 - x_1 + x_1}{(G_1 - x_1)^2} + \frac{-(G_2 - R + x_1) - (R - x_1)}{(G_2 - R + x_1)^2}$$

$$\frac{\partial D(x)}{\partial x_1} = 0 \Rightarrow \frac{G_1}{(G_1 - x_1)^2} = \frac{G_2}{(G_2 - x_2)^2}$$

iii)

$$\frac{G_1}{(G_1 - R)^2} \leq \frac{G_2}{(G_2 - 0)^2} = \frac{1}{G_2}$$

$$R \leq G_1 - \sqrt{G_1 G_2}$$

(calculator  
ep  
new style)



QS

Question Number etc. in left margin

Mark allocation in right margin

- vi) Source descriptors / connection contract
- The capability of the network to provide QoS depends on the manner in which the connection produces cells for transmission
  - PCR: Peak cell rate. This is an upper bound on the cell rate submitted to an ATM connection
  - SCR: Sustainable cell rate. Upper bound on the average cell rate
  - MBS: Maximum burst size. Upper bound on the variability in the pattern on cell arrivals with reference to the sustainable cell rate
  - MCR: Minimum cell rate: minimum average cell rate that the source is always allowed to send
  - CDV: Cell Delay Variation tolerance. Upper bound on the variability in the pattern on cell arrivals with reference to the peak rate

A connection contract between the end-user and the network must be specified.

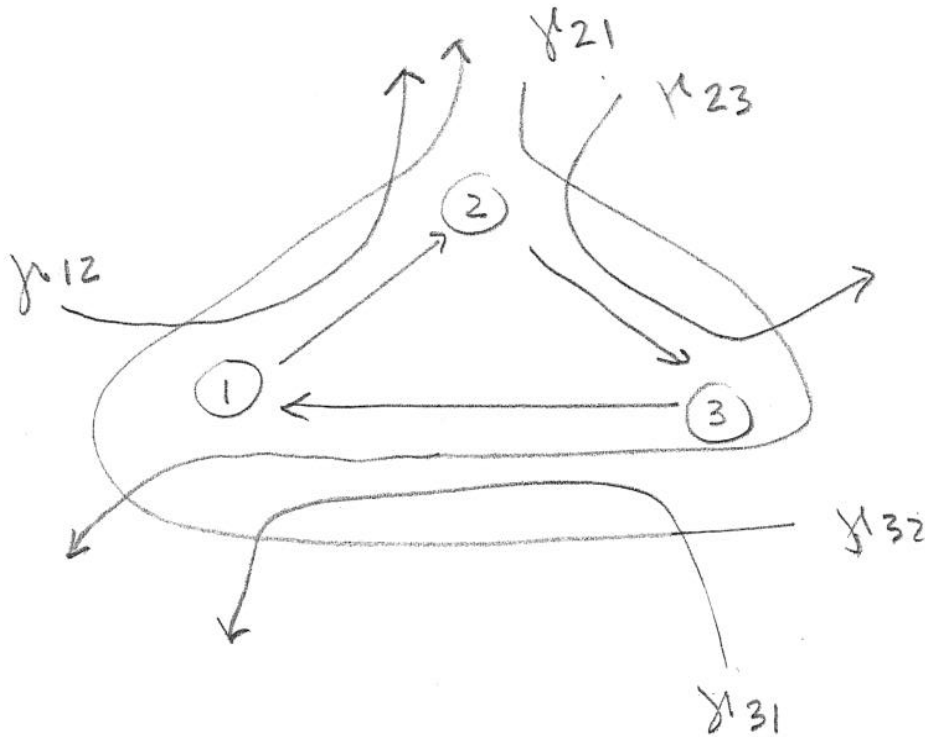
- ii) Traffic policing mechanism will monitor the calls that are established
- Usage parameter control (UPC) is the process of enforcing the traffic agreement at the UPS.
  - One possible implementation of a generic cell rate algorithm (GCR) is the leaky bucket algorithm
  - Description and discussion of leaky bucket algorithm
  - Other: Window policing mechanism, rate control and traffic shaping

(Book work)

Q6

Question Number etc. in left margin

Mark allocation in right margin



i)  $q_{ij} = d_{ij} \cdot t_{ij} = \frac{d_{ij}}{MC_{ij} - d_{ij}}$

$q_{12} = \frac{y_{12} + y_{32}}{MC_{12} - (y_{12} + y_{32})}$

$q_{23} = \frac{y_{21} + y_{23}}{MC_{23} - (y_{21} + y_{23})}$

$q_{31} = \frac{(y_{21} + y_{31} + y_{32})}{MC_{31} - (y_{21} + y_{31} + y_{32})}$

ii)

using little's

$N = y \cdot T = \sum_{i=1}^L d_i t_i = \sum_{(i,j)} q_{ij}$

$T = \frac{1}{y_c} (q_{12} + q_{23} + q_{31})$

calculator  
allowed  
scribble