

UNIVERSITY OF LONDON

B.ENG. AND M.ENG. EXAMINATIONS 2006

For Internal Students of Imperial College London

This paper is also taken for the relevant examination for the Associateship of the City & Guilds of London Institute

PART I : MATHEMATICS 1 (ELECTRICAL ENGINEERING)

Tuesday 30th May 2006 10.00 am - 1.00 pm

*Answer EIGHT questions.*

Corrected Copy

*[Before starting, please make sure that the paper is complete; there should be 6 pages, with a total of 10 questions. Ask the invigilator for a replacement if your copy is faulty.]*

Copyright of the University of London 2006

1. (i) Consider the Heaviside function

$$H(x) = \begin{cases} 1; & x \geq 0, \\ 0; & x < 0. \end{cases}$$

- (a) Where is  $H$  discontinuous?  
 (b) Sketch the even and odd parts of  $H(x) - H(x-1)$ .

- (ii) Consider the function

$$f(x) = x + 1/x.$$

Give a reasonable domain of definition of  $f$  and the corresponding range.

Is this function even, odd or neither?

Show that  $f(x) \geq 2$  if  $x > 0$  and give a domain such that  $f$  can be restricted to be an invertible function on that domain.

2. (i) The implicit relationship

$$x^2 - y^2 = 1$$

holds on some curve  $\Gamma$  in the  $xy$ -plane.

Sketch  $\Gamma$ , noting any asymptotes and extreme values taken by  $x$  and  $y$  on  $\Gamma$ .

- (ii) Sketch the graph of

$$y(x) = 2 + \frac{1}{1-x},$$

noting any important features.

PLEASE TURN OVER

3. (i) Differentiate with respect to  $x$

$$\ln[x + (1 + x^2)^{1/2}]; \quad (\sin x)^x .$$

- (ii) Given that

$$x(t) = t + \sin t \text{ and } y(t) = t + \cos t ,$$

find  $\frac{dy}{dx}$  in terms of  $t$  and show that

$$(1 + \cos t)^3 \frac{d^2y}{dx^2} = \sin t - \cos t - 1 .$$

4. (i) Given the function  $f(x) = x^2 \sin x$ , express the  $n$ -th derivative of  $f$  in the form

$$\frac{d^n f}{dx^n} = A \cos x + B \sin x ,$$

where  $A$  and  $B$  are coefficients that depend on  $x$  and  $n$ .

- (ii) Use induction to prove that

$$\sum_{n=0}^N x^n = \frac{x^{N+1} - 1}{x - 1}$$

for all integer  $N$  and real  $x \neq 1$ .

5. Evaluate the following limits:

$$(i) \quad \lim_{x \rightarrow \pi/4} \frac{\cos 2x}{\tan(\sqrt{x}) - 1};$$

$$(ii) \quad \lim_{x \rightarrow \pi/4} \frac{\cos 2x}{\tan x - 1};$$

$$(iii) \quad \lim_{x \rightarrow 2} \frac{\sqrt{(x+2)} - 2}{\sqrt{(x^3-4)} - 2};$$

$$(iv) \quad \lim_{x \rightarrow \infty} \left( \frac{x+3}{x} \right)^x.$$

6. Evaluate the following integrals :

$$(i) \quad \int \frac{1}{x^2 + x - 6} dx;$$

$$(ii) \quad \int_0^{\pi/2} (\sin^3 x - 3) \cos x dx;$$

$$(iii) \quad \int (1 - x)^{10} dx;$$

$$(iv) \quad \int \frac{1}{1 + \cos x + \sin x} dx.$$

PLEASE TURN OVER

7. Evaluate the following indefinite integrals :

(i) 
$$\int \frac{6x - 12}{\sqrt{x^2 - 4x + 5}} dx ;$$

(ii) 
$$\int \frac{\sec^2 x}{4 \tan x + 7} dx ;$$

(iii) 
$$\int x^2 \sin x dx ;$$

(iv) 
$$\int \frac{2x + 1}{x^2 - 5x + 6} dx .$$

8. (i) Show that the power series

$$\sum_{n=1}^{\infty} n! x^n$$

converges only if  $x = 0$ .

(ii) Find the radius of convergence of the power series

$$\sum_{n=2}^{\infty} \frac{\ln(n)}{n+1} x^n .$$

(iii) Use the integral test to decide whether or not

$$\sum_{n=5}^{\infty} \frac{1}{\sqrt{n}}$$

converges.

9. (i) Express each of the following complex numbers in the form  $a + ib$  with  $a$  and  $b$  real :

$$(a) i^{105}; \quad (b) \frac{1}{i}; \quad (c) (1 - i\sqrt{3})^2.$$

- (ii) Find all values of  $z$  such that

$$(a) e^z = 1; \quad (b) e^z = 1 + i.$$

- (iii) Express the following complex numbers in polar coordinates :

$$(a) 1 + i; \quad (b) -3 - i.$$

10. (i) Show directly from the definitions

$$\cosh(x) = \frac{1}{2}(e^x + e^{-x}) \text{ and } \sinh(x) = \frac{1}{2}(e^x - e^{-x})$$

that

$$\cosh(nx) = \frac{1}{2}([\cosh x + \sinh x]^n + [\cosh x - \sinh x]^n)$$

for any integer  $n \geq 1$  and verify the result independently for  $n = 2$ .

- (ii) Prove that

$$\sinh^{-1}(x) = \ln[x + \sqrt{x^2 + 1}].$$

- (iii) Sketch the functions

$$(a) y = \sinh^{-1}(x), \quad (b) y = \cosh^{-1}(x) \text{ and } (c) y = \tanh^{-1}(x),$$

where

$$\tanh(x) = \frac{\sinh(x)}{\cosh(x)}.$$

END OF PAPER

$$\begin{aligned} \sin(a+b) &= \sin a \cos b + \cos a \sin b; \\ \cos(a+b) &= \cos a \cos b - \sin a \sin b. \\ \cos iz &= \cosh z; \quad \cosh iz = \cos z; \quad \sin iz = i \sinh z; \quad \sinh iz = i \sin z. \end{aligned}$$

4. DIFFERENTIAL CALCULUS

(a) Leibniz's formula:

$$D^n(fg) = f D^n g + \binom{n}{1} D f D^{n-1} g + \dots + \binom{n}{r} D^r f D^{n-r} g + \dots + D^n f g.$$

(b) Taylor's expansion of  $f(x)$  about  $x = a$ :

$$f(a+h) = f(a) + h f'(a) + \frac{h^2}{2!} f''(a) + \dots + \frac{h^n}{n!} f^{(n)}(a) + \epsilon_n(h),$$

where  $\epsilon_n(h) = h^{n+1} f^{(n+1)}(a + \theta h) / (n+1)!$ ,  $0 < \theta < 1$ .

(c) Taylor's expansion of  $f(x, y)$  about  $(a, b)$ :

$$f(a+h, b+k) = f(a, b) + [h f_x + k f_y]_{a,b} + \frac{1}{2!} [h^2 f_{xx} + 2hk f_{xy} + k^2 f_{yy}]_{a,b} + \dots$$

(d) Partial differentiation of  $f(x, y)$ :

- i. If  $y = y(x)$ , then  $f = F(x)$ , and  $\frac{dF}{dx} = \frac{\partial f}{\partial x} + \frac{\partial f}{\partial y} \frac{dy}{dx}$ .
- ii. If  $x = x(t)$ ,  $y = y(t)$ , then  $f = F(t)$ , and  $\frac{dF}{dt} = \frac{\partial f}{\partial x} \frac{dx}{dt} + \frac{\partial f}{\partial y} \frac{dy}{dt}$ .
- iii. If  $x = x(u, v)$ ,  $y = y(u, v)$ , then  $f = F(u, v)$ , and

$$\frac{\partial F}{\partial u} = \frac{\partial f}{\partial x} \frac{\partial x}{\partial u} + \frac{\partial f}{\partial y} \frac{\partial y}{\partial u}, \quad \frac{\partial F}{\partial v} = \frac{\partial f}{\partial x} \frac{\partial x}{\partial v} + \frac{\partial f}{\partial y} \frac{\partial y}{\partial v}.$$

(e) Stationary points of  $f(x, y)$  occur where  $f_x = 0$ ,  $f_y = 0$  simultaneously.

Let  $(a, b)$  be a stationary point: examine  $D = [f_{xx} f_{yy} - (f_{xy})^2]_{a,b}$ .

If  $D > 0$  and  $f_{xx}(a, b) < 0$ , then  $(a, b)$  is a maximum;

If  $D > 0$  and  $f_{xx}(a, b) > 0$ , then  $(a, b)$  is a minimum;

If  $D < 0$  then  $(a, b)$  is a saddle-point.

(f) Differential equations:

i. The first order linear equation  $dy/dx + P(x)y = Q(x)$  has an integrating

factor  $I(x) = \exp[\int P(x)(dx)]$ , so that  $\frac{d}{dx}(Iy) = IQ$ .

ii.  $P(x, y)dx + Q(x, y)dy = 0$  is exact if  $\partial Q/\partial x = \partial P/\partial y$ .

MATHEMATICAL FORMULAE

1. VECTOR ALGEBRA

$$\mathbf{a} = a_1 \mathbf{i} + a_2 \mathbf{j} + a_3 \mathbf{k} = (a_1, a_2, a_3)$$

Scalar (dot) product:  $\mathbf{a} \cdot \mathbf{b} = a_1 b_1 + a_2 b_2 + a_3 b_3$

Vector (cross) product:  $\mathbf{a} \times \mathbf{b} = \begin{vmatrix} \mathbf{i} & \mathbf{j} & \mathbf{k} \\ a_1 & a_2 & a_3 \\ b_1 & b_2 & b_3 \end{vmatrix}$

Scalar triple product:  $[\mathbf{a}, \mathbf{b}, \mathbf{c}] = \mathbf{a} \cdot \mathbf{b} \times \mathbf{c} = \mathbf{b} \cdot \mathbf{c} \times \mathbf{a} = \mathbf{c} \cdot \mathbf{a} \times \mathbf{b} = \begin{vmatrix} a_1 & a_2 & a_3 \\ b_1 & b_2 & b_3 \\ c_1 & c_2 & c_3 \end{vmatrix}$

Vector triple product:  $\mathbf{a} \times (\mathbf{b} \times \mathbf{c}) = (\mathbf{c} \cdot \mathbf{a})\mathbf{b} - (\mathbf{b} \cdot \mathbf{a})\mathbf{c}$

2. SERIES

$$(1+x)^\alpha = 1 + \alpha x + \frac{\alpha(\alpha-1)}{2!} x^2 + \frac{\alpha(\alpha-1)(\alpha-2)}{3!} x^3 + \dots \quad (\alpha \text{ arbitrary, } |x| < 1)$$

$$e^x = 1 + x + \frac{x^2}{2!} + \dots + \frac{x^n}{n!} + \dots,$$

$$\cos x = 1 - \frac{x^2}{2!} + \frac{x^4}{4!} - \dots + (-1)^n \frac{x^{2n}}{(2n)!} + \dots,$$

$$\sin x = x - \frac{x^3}{3!} + \frac{x^5}{5!} - \dots + (-1)^n \frac{x^{2n+1}}{(2n+1)!} + \dots,$$

$$\ln(1+x) = x - \frac{x^2}{2} + \frac{x^3}{3} - \dots + (-1)^n \frac{x^{n+1}}{(n+1)} + \dots \quad (-1 < x \leq 1)$$

### 5. INTEGRAL CALCULUS

(a) An important substitution:  $\tan(\theta/2) = t$ ;  
 $\sin \theta = 2t/(1+t^2)$ ,  $\cos \theta = (1-t^2)/(1+t^2)$ ,  $d\theta = 2dt/(1+t^2)$ .

(b) Some indefinite integrals:

$$\int (\alpha^2 - x^2)^{-1/2} dx = \sin^{-1} \left( \frac{x}{\alpha} \right), \quad |x| < \alpha.$$

$$\int (\alpha^2 + x^2)^{-1/2} dx = \sinh^{-1} \left( \frac{x}{\alpha} \right) = \ln \left\{ \frac{x}{\alpha} + \left( 1 + \frac{x^2}{\alpha^2} \right)^{1/2} \right\}.$$

$$\int (\alpha^2 - \alpha^2)^{-1/2} dx = \cosh^{-1} \left( \frac{x}{\alpha} \right) = \ln \left| \frac{x}{\alpha} + \left( \frac{x^2}{\alpha^2} - 1 \right)^{1/2} \right|.$$

$$\int (\alpha^2 + x^2)^{-1} dx = \left( \frac{1}{\alpha} \right) \tan^{-1} \left( \frac{x}{\alpha} \right).$$

### 6. NUMERICAL METHODS

(a) Approximate solution of an algebraic equation:

If a root of  $f(x) = 0$  occurs near  $x = a$ , take  $x_0 = a$  and  $x_{n+1} = x_n - [f(x_n)/f'(x_n)]$ ,  $n = 0, 1, 2 \dots$

(Newton Raphson method).

(b) Formulae for numerical integration: Write  $x_n = x_0 + nh$ ,  $y_n = y(x_n)$ .

i. Trapezium rule (1-strip):  $\int_{x_0}^{x_1} y(x) dx \approx (h/2) [y_0 + y_1]$ .

ii. Simpson's rule (2-strip):  $\int_{x_0}^{x_2} y(x) dx \approx (h/3) [y_0 + 4y_1 + y_2]$ .

(c) Richardson's extrapolation method: Let  $I = \int_a^b f(x) dx$  and let  $I_1, I_2$  be two estimates of  $I$  obtained by using Simpson's rule with intervals  $h$  and  $h/2$ .

Then, provided  $h$  is small enough,

$$I_2 + (I_2 - I_1)/15,$$

is a better estimate of  $I$ .

### 7. LAPLACE TRANSFORMS

Function	Transform	Function	Transform
$f(t)$	$F(s) = \int_0^\infty e^{-st} f(t) dt$	$af(t) + bg(t)$	$aF(s) + bG(s)$
$df/dt$	$sF(s) - f(0)$	$d^2 f/dt^2$	$s^2 F(s) - sf(0) - f'(0)$
$e^{at} f(t)$	$F(s-a)$	$tf(t)$	$-dF(s)/ds$
$(\partial/\partial \alpha) f(t, \alpha)$	$(\partial/\partial \alpha) F(s, \alpha)$	$\int_0^t f(t) dt$	$F(s)/s$
$\int_0^t f(u)g(t-u) du$	$F(s)G(s)$		
1	$1/s$	$t^n (n = 1, 2, \dots)$	$n!/s^{n+1}, (s > 0)$
$e^{at}$	$1/(s-a), (s > a)$	$\sin \omega t$	$\omega/(s^2 + \omega^2), (s > 0)$
$\cos \omega t$	$s/(s^2 + \omega^2), (s > 0)$	$H(t-T)$	$e^{-sT}/s, (s, T > 0)$

### 8. FOURIER SERIES

If  $f(x)$  is periodic of period  $2L$ , then  $f(x+2L) = f(x)$ , and

$$f(x) = \frac{1}{2} a_0 + \sum_{n=1}^{\infty} a_n \cos \frac{n\pi x}{L} + \sum_{n=1}^{\infty} b_n \sin \frac{n\pi x}{L}, \text{ where}$$

$$a_n = \frac{1}{L} \int_{-L}^L f(x) \cos \frac{n\pi x}{L} dx, \quad n = 0, 1, 2, \dots, \text{ and}$$

$$b_n = \frac{1}{L} \int_{-L}^L f(x) \sin \frac{n\pi x}{L} dx, \quad n = 1, 2, 3, \dots$$

Parseval's theorem

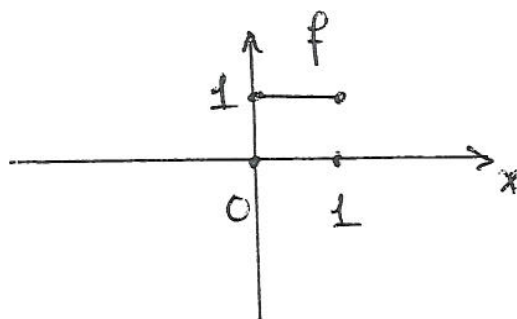
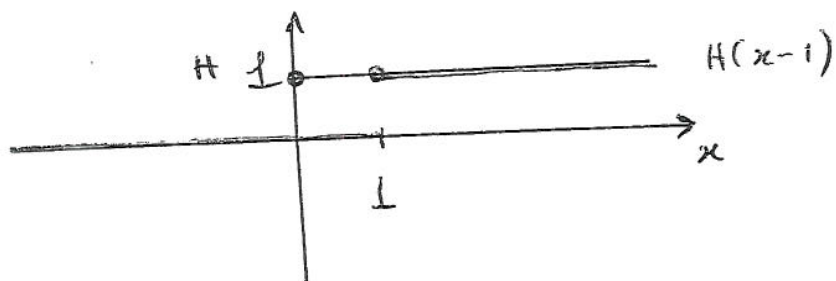
$$\frac{1}{L} \int_{-L}^L [f(x)]^2 dx = \frac{a_0^2}{2} + \sum_{n=1}^{\infty} (a_n^2 + b_n^2).$$



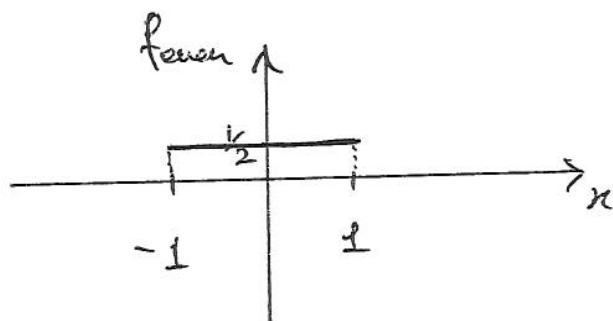
1). a)

(i) The Heaviside function is discontinuous at  $x=0$  (1)

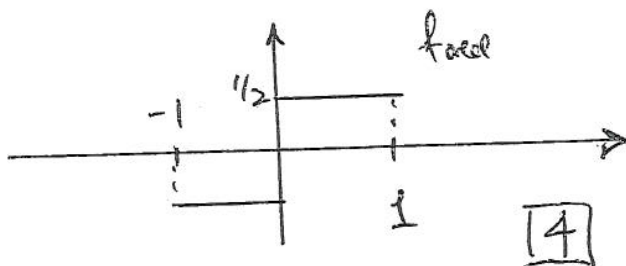
(ii) The even part of  $f(x) = H(x) \neq H(-x)$  can be found thus: (2)



Then  $f_{\text{even}}(x) = \frac{f(x) + f(-x)}{2}$



and  $f_{\text{odd}}(x) = \frac{f(x) - f(-x)}{2}$



b) If  $f(x) = x + 1/x$  then  $\{x \in \mathbb{R} \mid x \neq 0\}$  is one possible choice for  $D(f)$ . (2)

$f(-x) = -x + 1/(-x) = -(x + 1/x) = -f(x)$  so  $f$  is odd. (2)

Now  $f(x) \sim x \rightarrow \infty$  as  $x \rightarrow \infty$  and  $f(x) \rightarrow +\infty$  as  $x \rightarrow 0^+$

and  $f'(x) = 1 - 1/x^2$  which is zero if  $x = \pm 1$ . (4)

At  $x = +1$ ,  $f(x) = 2$  and so  $\min_{x > 0} f(x) = 2 = f(1)$ . (2)

Hence the range of  $f$  with the above domain is  $(-\infty, -2) \cup (2, \infty)$

If we define  $\text{Dom}(f) = \{x \in \mathbb{R} \mid x > 1\}$  then

$f'(x) > 0$  for all  $x \in \text{Dom}(f)$  and so  $f$  is monotonic

increasing on this domain and hence invertible. (4) RB

2). a) Given  $x^2 - y^2 = 1$ , we can consider  $y$  as  $\textcircled{2}$   
a function of  $x$  or  $x$  as a function of  $y$  on  $\mathbb{R}$ . Now

$$x - y \cdot \frac{dy}{dx} = 0$$

and so  $\frac{dy}{dx} = 0$  at  $x=0$  and so  $y^2 = -1!$

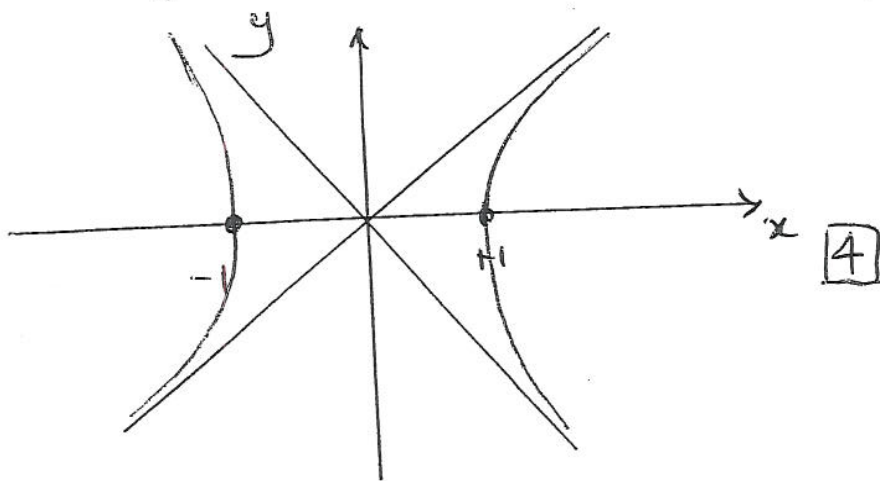
Also,

$$x \frac{dx}{dy} - y = 0 \quad \text{so} \quad \frac{dx}{dy} = 0 \quad \text{at} \quad y=0.$$

so  $x = \pm 1$ .  $\textcircled{2}$

Along  $\mathbb{R}$ ,  $y = \pm \sqrt{x^2 - 1} \overset{\textcircled{2}}{=} \pm |x| \sqrt{1 - x^{-2}} \quad (x^2 - 1 \geq 0)$

and so  $y$  asymptotes to  $\pm |x|$  as  $x \rightarrow \infty$ .  $\textcircled{4}$

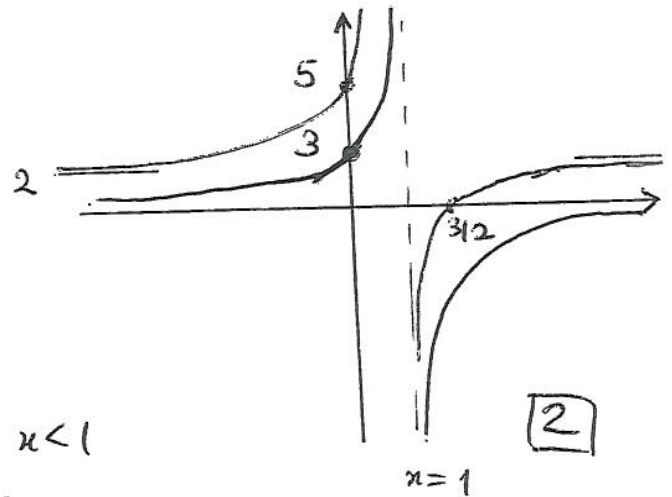


$$2b). \text{ If } y(x) = 2 + \frac{1}{1-x} = \frac{2-2x+1}{1-x} = \frac{3-2x}{1-x}$$

Hence there is a vertical asymptote at  $x=1$ . [2]

Then  $\frac{dy}{dx} = (1-x)^{-2}$  which is never zero [2]

and  $\frac{1}{1-x}$  has the graph



and  $\frac{d^2y}{dx^2} = 2(1-x)^{-3}$  which

means the graph is convex for  $x < 1$

and concave for  $x > 1$ . [2] Finally,

$$y(x) = 0 \text{ if } 2 + \frac{1}{1-x} = 0 \text{ so } x = 3/2. \quad [1]$$

	EXAMINATION QUESTIONS/SOLUTIONS 2005-06	Course EEIC(1) 3
Question C1		Marks & seen/unseen
Parts	<p>(i) <math>y = \ln [x + (1+x^2)^{1/2}]</math></p> $\frac{dy}{dx} = \frac{1+x(1+x^2)^{-1/2}}{x+(1+x^2)^{1/2}}$ <p>So <math>\frac{dy}{dx} = (1+x^2)^{-1} \left( \frac{(1+x^2)^{1/2} + x}{x+(1+x^2)^{1/2}} \right) = (1+x^2)^{-1/2}</math></p> <p><math>y = (\sin x)^x \quad \therefore \ln y = x \ln(\sin x)</math></p> $\therefore \frac{1}{y} \frac{dy}{dx} = \ln(\sin x) + x \cot x$ <p>So <math>\frac{dy}{dx} = (\sin x)^x [\ln(\sin x) + x \cot x]</math></p> <p>(ii) <math>x = t + \sin t, y = t + \cos t</math></p> $\text{So } \frac{dx}{dt} = 1 + \cos t, \frac{dy}{dt} = 1 - \sin t$ $\frac{dy}{dx} = \frac{dy/dt}{dx/dt} = \frac{1 - \sin t}{1 + \cos t}$ <p>So <math>(1 + \cos t) \frac{dy}{dx} = 1 - \sin t</math></p> $- \sin t \frac{dy}{dx} + (1 + \cos t) \frac{d^2y}{dx^2} \frac{dx}{dt} = -\cos t$ $(1 + \cos t)^2 \frac{d^2y}{dx^2} = \sin t \left( \frac{1 - \sin t}{1 + \cos t} \right) - \cos t$ $= \frac{\sin t - \sin^2 t - \cos t - \cos^2 t}{1 + \cos t}$ $\therefore (1 + \cos t)^3 \frac{d^2y}{dx^2} = \sin t - \cos t - 1$	<p>3</p> <p>2</p> <p>2</p> <p>2, 1</p> <p>1, 1</p> <p>2</p> <p>1</p> <p>2</p> <p>3</p>
Setter's initials gnc	Checker's initials JL	Page number

4a) If  $f(x) = x^2 \sin x$  then

EE 1 (1)  
④

$$D^n f = \sum_{j=0}^{n/2} D^j (x^2 \sin x) = \sum_{j=0}^n u_{c_j} D^j (x^2) D^{n-j} \sin x$$

$$= \sum_{j=0}^2 u_{c_j} D^j (x^2) D^{n-j} (\sin x)$$

$$= u_{c_0} x^2 D^n (\sin x) + u_{c_1} 2x D^{n-1} (\sin x)$$

$$+ u_{c_2} \cdot 2 \cdot D^{n-2} (\sin x)$$

$$= x^2 D^n (\sin x) + 2nx D^{n-1} (\sin x) + u(u-1) D^{n-2} (\sin x)$$

⑥

If  $n$  is even, this equals

$$x^2 D^n \sin x + 2nx D^{n-1} (-D \cos x) + u(u-1) D^{n-2} (-D^2 \sin x)$$

$$= x^2 D^n \sin x - 2nx D^n \cos x - u(u-1) D^n \sin x$$

$$= (x^2 - u(u-1)) D^n \sin x - 2nx D^n \cos x$$

$$= \begin{cases} (x^2 - (n-1)n) \cdot (-1)^{n/2} \sin x - 2nx \cdot (-1)^{n/2} \cos x; & n \text{ even} \\ (x^2 - n(n-1)) \cdot (-1)^{(n-1)/2} \cos x - 2nx \cdot (-1)^{(n+1)/2} \sin x; & n \text{ odd.} \end{cases}$$

④

RB.

b). To prove  $\sum_{n=0}^{\infty} x^n = \frac{x^{n+1} - 1}{x - 1}$  for  $x \neq 1$ , (4)

Let  $P(n)$  denote this as a proposition. Then

(i)  $P(1)$  is true because

$$\begin{aligned}\sum_{n=0}^1 x^n &= 1 + x = \frac{x^2 - 1}{x - 1} = \frac{(x-1)(x+1)}{(x-1)} \\ &= 1 + x. \quad \square\end{aligned}$$

(ii) Assume  $P(k)$  to be true. Then

$$\begin{aligned}\sum_{n=0}^{k+1} x^n &= \sum_{n=0}^k x^n + x^{k+1} = \frac{x^{k+1} - 1}{x - 1} + x^{k+1} \\ &= \frac{x^{k+1} - 1 + x^{k+1}(x-1)}{x-1} \\ &= \frac{x^{k+2} - 1}{x-1}.\end{aligned}$$

Hence  $P(k+1)$  follows and so  $P(k)$  is true for all  $k \in \mathbb{N}$  by induction.  $\square$  (6)

## EXAMINATION QUESTIONS/SOLUTIONS 2005-06

Course  
EEI(1)  
5

Question

250<sup>m</sup>Marks &  
seen/unseen

Parts

(i) When  $x \rightarrow \pi/4$  numerator is zero, denominator is not.  $\therefore$  limit = 0

3

(ii) Denominator and numerator both zero.  
 $\therefore$  2<sup>o</sup> Hospital.

$$\lim_{x \rightarrow \pi/4} = \lim_{x \rightarrow \pi/4} \frac{-2 \sin 2x}{\sec^2 x} = \frac{-2}{(2/\sqrt{2})^2} = -1$$

5

(iii) Again 2<sup>o</sup> Hospital's rule

$$\begin{aligned} \lim_{x \rightarrow 2} &= \lim_{x \rightarrow 2} \frac{1/2(x+2)^{-1/2}}{\sqrt{2}(x^3-4)^{-1/2} \cdot 3x^2} \\ &= 1/2 \end{aligned}$$

5

Let  $y = \left(\frac{x+3}{x}\right)^x$ . Take log

$$\therefore \ln y = x \ln \left(\frac{x+3}{x}\right) = x \ln \left(1 + \frac{3}{x}\right)$$

$$\text{For large } x \quad \ln y = x \left(\frac{3}{x} - \frac{9}{2x^2} + \dots\right) = 3 - \frac{9}{2x} + \dots$$

$$\text{So } \lim_{x \rightarrow \infty} \ln y = 3 \quad \text{Hence } \lim_{x \rightarrow \infty} y = e^3$$

7

Setter's initials

SNC

Checker's initials

Page number

	EXAMINATION QUESTIONS/SOLUTIONS 2005-06	Course EE I (1) 6
Question C3	SOLUTION	Marks & seen/unseen
Parts	<p>i) Using partial fractions</p> $\frac{1}{x^2+x-6} = \frac{1}{(x+3)(x-2)} = \frac{-1/5}{x+3} + \frac{1/5}{x-2}$ <p>So</p> $\int \frac{1}{x^2+x-6} = -\int \frac{1/5}{x+3} + \int \frac{1/5}{x-2} =$ $= -\frac{1}{5} \ln x+3  + \frac{1}{5} \ln x-2  + C$ $= \frac{1}{5} \ln \left  \frac{x-2}{x+3} \right  + C$ <p>ii) Let <math>t = \sin x</math> and <math>dt = \cos x dx</math>. Then</p> $\int_0^{\pi/2} (\sin^3 x - 3) \cos x dx = \int_0^1 t^3 - 3 dt$ $= \left[ \frac{t^4}{4} - 3t \right]_0^1 = \left( \frac{1}{4} - 3 \right) - 0 = -2.75$	<p>5</p> <p>5</p>
	Setter's initials SL	Page number 1/2



	EXAMINATION QUESTIONS/SOLUTIONS 2005-06	Course EE I (1) 6
Question C3		Marks & seen/unseen
Parts	<p>(iii) Let <math>u = 1-x</math>. Then <math>\frac{du}{dx} = -1</math> and <math>dx = -du</math>. Therefore</p> $\int (1-x)^{10} dx = \int -u^{10} du = -\frac{u^{11}}{11}$ $= -\frac{(1-x)^{11}}{11}$ <p>(iv) Using <math>t = \tan(x/2)</math> we have</p> $\sin x = \frac{2t}{1+t^2} \quad \text{and} \quad \cos x = \frac{1-t^2}{1+t^2}$ <p>and so <math>\frac{dx}{dt} = \frac{2}{1+t^2}</math> so</p> $\int \frac{1}{1+\cos x + \sin x} dx = \int \frac{1}{1 + \frac{2t}{1+t^2} + \frac{1-t^2}{1+t^2}} \cdot \frac{2}{1+t^2} dt$ $= \int \frac{2}{1+t^2+2t+1-t^2} dt = \int \frac{2}{2+2t} dt$ $= \int \frac{1}{1+t} dt = \ln(1+t) = \ln\left(\tan \frac{x}{2}\right)$	5
Setter's initials SL	Checker's initials	Page number 2/2

Question

7

Marks &  
seen/unseen

Parts

(i) Recognise that  $\frac{d}{dx}(x^2 - 4x + 5) = 2x - 4$ .

So that substitution  $u = x^2 - 4x + 5$

$$\Rightarrow \text{integral is } \int \frac{3 du}{\sqrt{u}}$$

$$= 6\sqrt{u} + \text{constant}$$

$$\equiv 6\sqrt{x^2 - 4x + 5} + \text{constant}$$

2

1

2

(ii) Trigonometric substitution  $v = \tan x$   
where  $\frac{dv}{dx} = \sec^2 x$

$$\Rightarrow \text{integral is } \int \frac{dv}{4v+7}$$

$$= \frac{1}{4} \ln |4v+7| + \text{constant}$$

$$\equiv \frac{1}{4} \ln |4 \tan x + 7| + \text{constant}$$

2

1

2

(iii) Integrate by parts

$$\int x^2 \sin x dx = -x^2 \cos x + \int 2x \cos x dx$$

Setter's initials

Checker's initials

PJD

Page number

1/2

Question

7

Marks &  
seen/unseen

Parts

$$= -x^2 \cos x + 2x \sin x - \int 2 \sin x \, dx$$

$$= -x^2 \cos x + 2x \sin x + 2 \cos x + \text{constant} \quad 4$$

(iv) Note that  $x^2 - 5x + 6 \equiv (x-2)(x-3)$

and use partial fractions

$$\frac{2x+1}{x^2-5x+6} \equiv \frac{2x+1}{(x-2)(x-3)} \equiv \frac{A}{x-2} + \frac{B}{x-3}$$

$$\Rightarrow 2x+1 \equiv A(x-3) + B(x-2)$$

choose values or equate coeff  $\Rightarrow A+B=2$   
 $-3A-2B=1$

$$\Rightarrow A = -5, B = +7.$$

$$\therefore \int \frac{2x+1}{x^2-5x+6} \, dx = \int \left( \frac{-5}{x-2} + \frac{7}{x-3} \right) \, dx$$

$$\equiv -5 \ln|x-2| + 7 \ln|x-3| + \text{constant} \quad 3$$

$$\left[ \equiv \ln \left| \frac{(x-3)^7}{(x-2)^5} \right| + \text{constant} \right].$$

20

Setter's initials

AS

Checker's initials

PJD

Page number

2/2

8a) Given the  $n$ -th term  $a_n \equiv n! x^n$  consider (8)

the limit-ratio 
$$\lim_{n \rightarrow \infty} \left| \frac{a_{n+1}}{a_n} \right| = \lim_{n \rightarrow \infty} \left| \frac{(n+1)! x^{n+1}}{n! x^n} \right|$$

and so define

$$\rho_x = \lim_{n \rightarrow \infty} |x| |n+1| = \infty \quad \text{for each } x \in \mathbb{R} \setminus \{0\}.$$

By the limit ratio test, the series only converges if  $\rho_x \leq 1$ . The result follows. □

b) Given  $a_n = \frac{\ln(n)}{n+1} x^n$  then

$$\begin{aligned} \lim_{n \rightarrow \infty} \left| \frac{a_{n+1}}{a_n} \right| &= \lim_{n \rightarrow \infty} |x| \cdot \left| \frac{\ln(n+1)}{\ln n} \cdot \frac{n}{n+1} \right| \\ &= |x| \lim_{n \rightarrow \infty} \left| \frac{\ln(n+1)}{\ln n} \right| \quad \text{as } \lim_{n \rightarrow \infty} \frac{n}{n+1} = 1 \end{aligned}$$

□

and setting  $z_n = \ln n$ , we find

$$\begin{aligned} \lim_{n \rightarrow \infty} \frac{\ln(n+1)}{\ln n} &= \lim_{z \rightarrow \infty} \frac{\ln(e^z + 1)}{z} = \lim_{z \rightarrow \infty} \frac{dz e^z (1 + e^{-z})}{z} \\ &= \lim_{z \rightarrow \infty} \left( 1 + \frac{\ln(1 + e^{-z})}{z} \right) = 1 \end{aligned}$$

□

and so if  $|x| < 1$  the series converges.

c). Because 
$$\int_a^{\infty} \frac{1}{\sqrt{x}} dx = \lim_{T \rightarrow \infty} \left[ 2x^{1/2} \right]_a^T = \infty$$

for any  $a > 0$ , the series diverges R.B. □

## EXAMINATION QUESTIONS/SOLUTIONS 2005-06

Course  
EEJ(1)

9

Question  
Solutions  
CAMarks &  
seen/unseen

Parts

i) a)  $i^{105} = \cancel{1} i$

b)  $\frac{1}{i} = \frac{i}{i^2} = -i$

c)  $(1 - i\sqrt{3})^2 = 1 + (i\sqrt{3})^2 - 2i\sqrt{3} = -2 - i\sqrt{3} - 2$

~~2~~

3

3

ii) a)  $e^z = 1$  for  $z = i2\pi k, k \in \mathbb{Z}$

3

b)  $e^z = 1+i$  for  $z = \ln\sqrt{2} + i\left(\frac{\pi}{4} + 2\pi k\right)$   
 $k \in \mathbb{Z}$

3

iii) a)  $1+i = \sqrt{2} e^{i\pi/4}$

3

b)  $-3-i = \sqrt{10} \cdot e^{i\theta}, \theta = \pi + \tan^{-1} 1/3$

3

Setter's initials

SC

Checker's initials

Page number

4, (a)  $\cosh x = \frac{1}{2}(e^x + e^{-x})$

$\sinh x = \frac{1}{2}(e^x - e^{-x})$

$\cosh x + \sinh x = e^x$

$\cosh x - \sinh x = e^{-x}$

so  $\cosh nx = \frac{1}{2}[e^{nx} + e^{-nx}]$

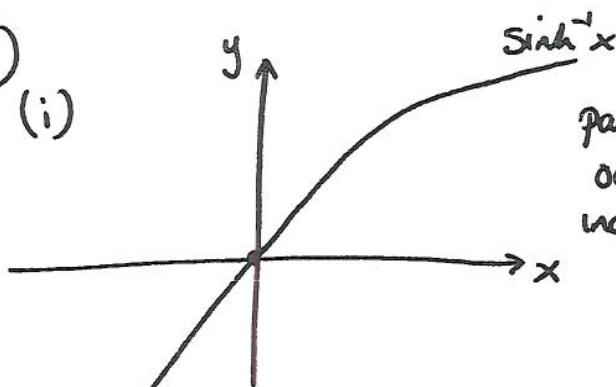
$= \frac{1}{2}[(\cosh x + \sinh x)^n + (\cosh x - \sinh x)^n]$  (4)

if  $n=2$

$\cosh 2x = \frac{1}{2}[\cosh^2 x + \sinh^2 x + 2\cosh x \sinh x + \cosh^2 x + \sinh^2 x - 2\sinh x \cosh x]$

$= \cosh^2 x + \sinh^2 x$  a standard result. (3)

(b) (i)




passes through origin.  
odd fn.  
increases as  $x \rightarrow \infty$

(3)



passes through 1.  
only in  $x > 1$

(3)



$-1 < x < 1$   
and  $x \rightarrow \pm \infty$  as  
 $x \rightarrow \pm 1$

(3)

R.B

b)

EEI(1) Q10

$$y = \sinh x \\ = \frac{1}{2}(e^x + e^{-x})$$

$$2y = e^x + e^{-x}$$

$$2ye^x = e^{2x} + 1$$

$$e^{2x} - 2ye^x + 1 = 0$$

$$(e^x)^2 - 2ye^x + 1 = 0$$

$$e^x = \frac{2y \pm \sqrt{4y^2 + 4}}{2} \\ = y \pm \sqrt{y^2 + 1}$$

Now  $e^x > 0$  and  $y - \sqrt{y^2 + 1} < 0$  so take +. (2) For this specific point.

$$e^x = y + \sqrt{y^2 + 1}$$

$\therefore x = \log(y + \sqrt{y^2 + 1})$ . Hence result.

(2)