

FORM 3

TEXTILES STUDIES

TIME: 1h 30min

Name: \_\_\_\_\_

Class: \_\_\_\_\_

1. Sewing and Ironing equipment in the home has to be kept safe in order to safeguard young children.

a. Name the hazard shown in the picture below.

\_\_\_\_\_ (1 mark)

b. How can the hazard be avoided?

\_\_\_\_\_  
(1 mark)

c. List **three** other hazards that can be avoided when using sewing equipment.

(i) \_\_\_\_\_

\_\_\_\_\_

(ii) \_\_\_\_\_

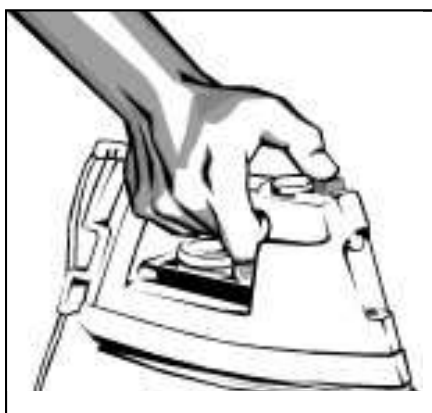
\_\_\_\_\_

(iii) \_\_\_\_\_

\_\_\_\_\_



(3 marks)



d. List **three** things that should be kept in mind when buying a steam iron.

(i) \_\_\_\_\_

\_\_\_\_\_

(ii) \_\_\_\_\_

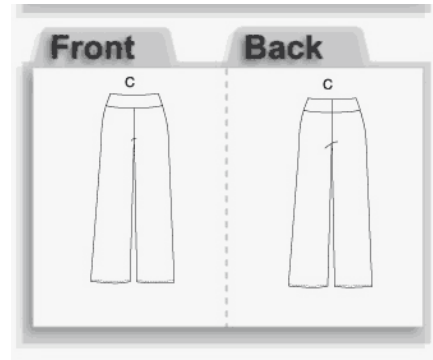
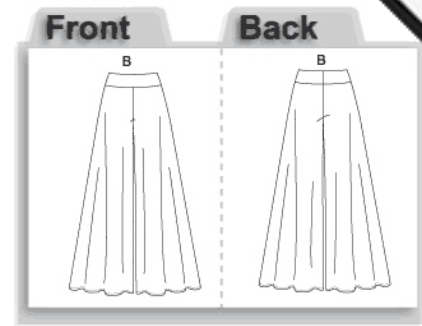
\_\_\_\_\_

(iii) \_\_\_\_\_

\_\_\_\_\_

(3 marks)

2. These trouser patterns can be purchased online.



a. Describe briefly the trousers' fashion features.

Style B

---



---

Style C

---



---

(2, 2 marks)

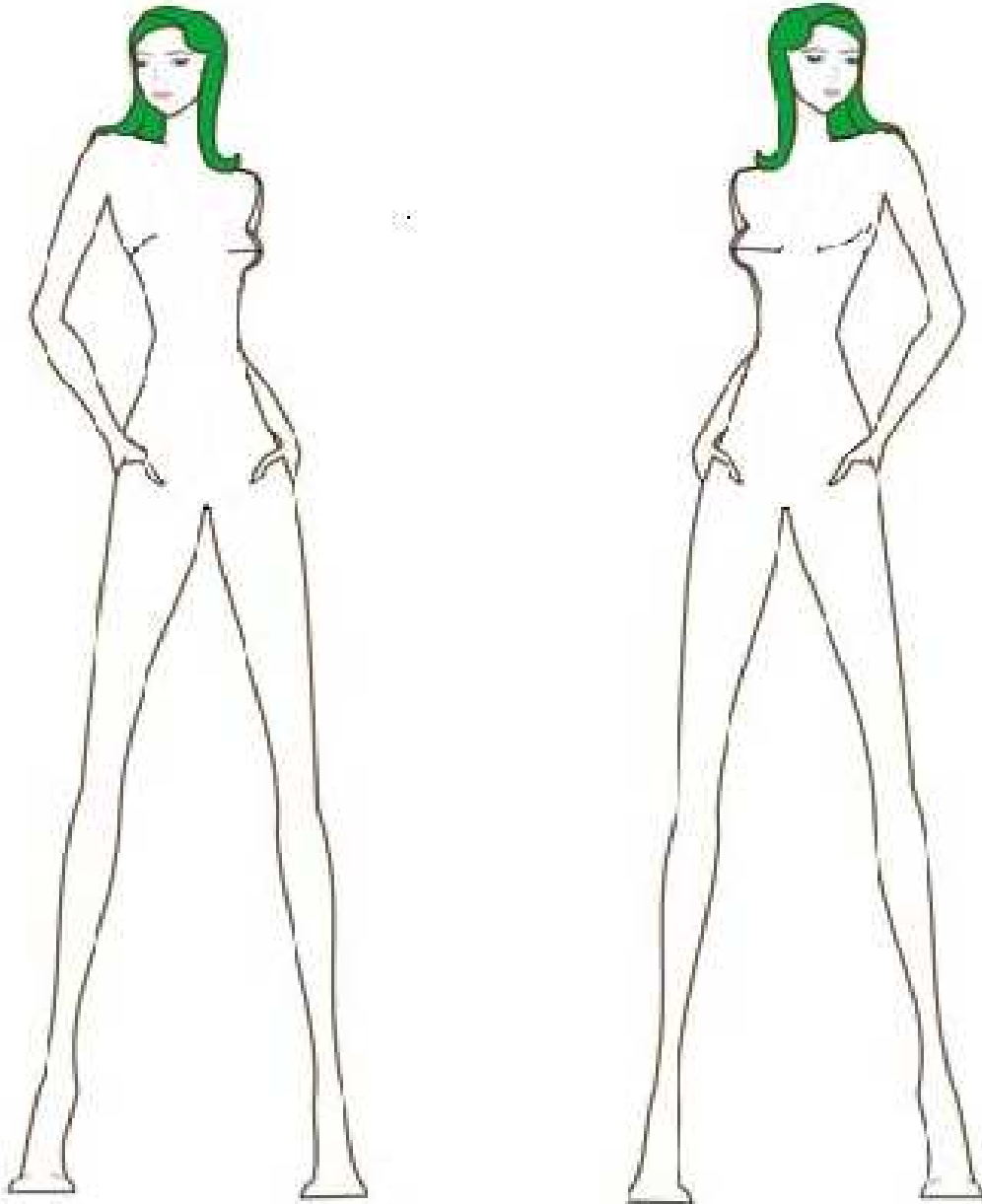
b. In the space provided, draw the pattern layout of **one** of the trousers on the fabric. Write the width of the fabric. Label these on the layout: **selvedge**, **fold** and **straight grain**.

- Pattern Layout of Trousers Pattern \_\_\_\_\_



(6, 1, 1, 1 marks)

- 3a. Using these figure templates, design another **two** trousers with tops to match. (2, 2 marks)
- b. Draw **two** accessories to match each outfit. (3 marks)
- c. Colour the outfits. (3 marks)
- d. These outfits must be labelled to show the fashion features and the accessories used. (3, 3 marks)



- e. Name **one** advantage of buying patterns online. \_\_\_\_\_ (1 mark)

- f. Draw and name **two** pattern markings usually found on trouser patterns.


(2, 2 marks)

g. Name **three** important measurements needed to make a pair of trousers.

- (i) \_\_\_\_\_  
 (ii) \_\_\_\_\_  
 (iii) \_\_\_\_\_

(3 marks)

4. Pleats are methods of disposing of fullness.

a. Name the **three** different types of pleats in the picture below.



- (i) \_\_\_\_\_ (ii) \_\_\_\_\_ (iii) \_\_\_\_\_

(3 marks)

b. Name **one** other method of disposing of fullness.

\_\_\_\_\_

(1 mark)

c. Draw an item (*not a garment*), showing the use of this method of disposing of fullness. (2 marks)

d. Justify your reason for using this method on this item.

\_\_\_\_\_  
 \_\_\_\_\_

(2 marks)

e. Explain how to work this method of disposing of fullness using diagrams to illustrate your work better.

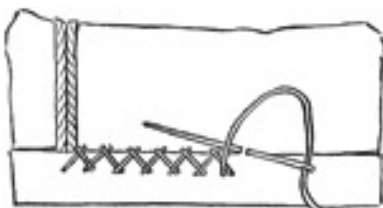
**Diagrams:**



**Method:**

\_\_\_\_\_  
 \_\_\_\_\_

(2, 2 marks)



f. Describe the method of turning up the hem of skirts and trousers, naming the stitch used.

- (i) \_\_\_\_\_  
 (ii) \_\_\_\_\_

(iii) \_\_\_\_\_ (3 marks)

5. Block printing is a creative way of printing fabrics, obtaining exclusive designs.

a. In **five** short steps, describe how you would prepare and print a piece of fabric using a block.

- (i) \_\_\_\_\_  
 \_\_\_\_\_
- (ii) \_\_\_\_\_  
 \_\_\_\_\_
- (iii) \_\_\_\_\_  
 \_\_\_\_\_
- (iv) \_\_\_\_\_  
 \_\_\_\_\_
- (v) \_\_\_\_\_  
 \_\_\_\_\_



(5 marks)

Blocks can be made from wood.

b. Name **two** other materials or objects that can be used to create a block to print with.

- (i) \_\_\_\_\_ (ii) \_\_\_\_\_

(2 marks)

The printed fabric can be further decorated using embroidery stitches.

c. Draw an item which can be made from block printed fabric.

Use **two** embroidery stitches which can be used to go around the print and make it look bolder. Name the stitches used.

- (i) \_\_\_\_\_
- (ii) \_\_\_\_\_



(3, 2, 2, marks)


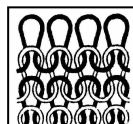
d. Name **one** other method of colouring fabric.

\_\_\_\_\_

(1 mark)

e. Name the methods of fabric construction shown in the diagrams.

List **two** properties of these two constructions



**Construction:** \_\_\_\_\_

**Two properties:** \_\_\_\_\_

\_\_\_\_\_

\_\_\_\_\_

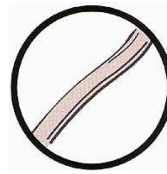
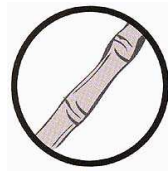
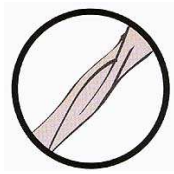
\_\_\_\_\_

\_\_\_\_\_

(1, 2.1, 2 marks)

6a. The diagrams show the natural fibres when seen under the microscope. Name each

\_\_\_\_\_



(4 marks)

b. Name the fibre used for the following items:

(i) Winter coats: \_\_\_\_\_

(ii) Denim jeans: \_\_\_\_\_

(iii) Special Fine dresses: \_\_\_\_\_

(iv) Lint less tea-towels and napkins: \_\_\_\_\_ (4 marks)

c. Name **two** types of shops where clothes can be purchased.

(i) \_\_\_\_\_ (ii) \_\_\_\_\_

(2 marks)

d. When shopping for fabric to sew, it is important to check fibre properties, so that you avoid problems later when laundering. Natural fibres can shrink during washing.

Describe how you would carry out a shrink test. Include a diagram showing how to prepare the fabric.

**Diagram**



**Method**

(i) \_\_\_\_\_

(ii) \_\_\_\_\_

(iii) \_\_\_\_\_

(iv) \_\_\_\_\_

(2, 4 marks)