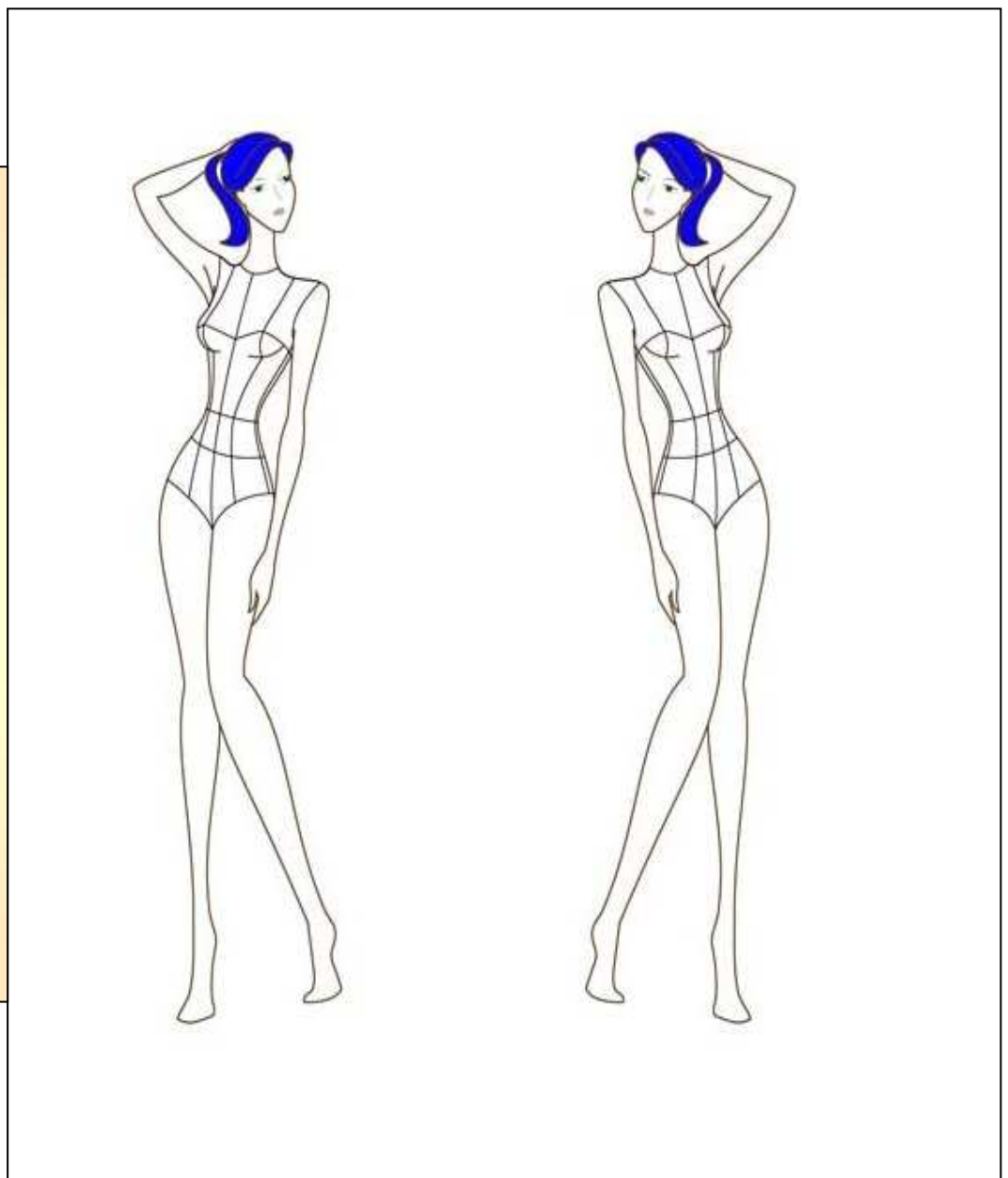


FORM 1

TEXTILES STUDIES

TIME: 1h 30min

1. Fashion drawing is very important for fashion designers.
 - a. Using the figure template below, draw **two** outfits suitable for your teenage friend to wear for going out with her friends. (*You can draw two piece outfits or dresses*) (4, 4 marks)
 - b. Draw **two** accessories your friend can wear with each outfit. (2, 2 marks)
 - c. Colour your designs. (*Marks will be awarded for neatness*) (4 marks)





2. One of your school tasks this year was making a Christmas stocking.

a. In the pattern below, draw the stocking you made at school. (5 marks)

b. Show on the stocking where you would work **three** embroidery stitches.

Name the stitches used.

(3, 3 marks)

c. Make a list of materials needed to make the stocking.

(i) _____

(ii) _____

(iii) _____

(iv) _____

(v) _____

(5 marks)

d. Colour the stocking, showing the colours of the thread, fabric and decorations used. (*Marks will be awarded for neatness.*) (6 marks)

e. Name **two** items which can be recycled when making a Christmas Stocking.

(i) _____

(ii) _____

(2 marks)

f. Your friend wants to make a stocking but does not know how.

Explain to her how she can make the stocking in **eight** short steps.

(i) _____

(ii) _____

(iii) _____

(iv) _____

(v) _____

(vi) _____

(vii) _____

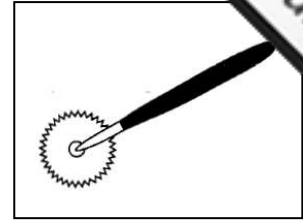
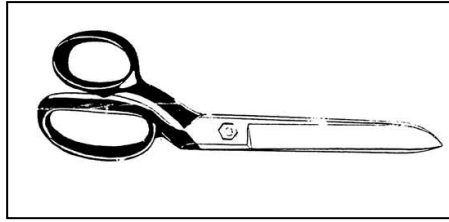
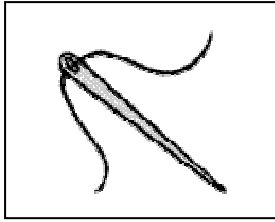
(viii) _____

(8 marks)

g. How would you iron the stocking?

_____ (2 marks)

3a. Name the tools in the pictures. Explain the use of each tool.


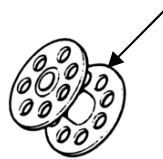
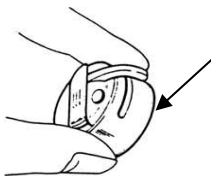


Name: _____

Use: _____

_____ (3, 6 marks)

b. Name and explain the use of these parts of the sewing machine.



Name: _____

Use: _____

_____ (3, 6 marks)

c. Write the method for making an open seam.

(i) _____

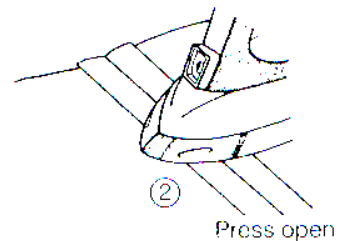
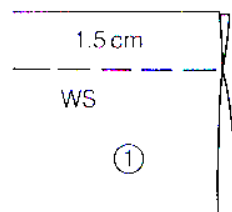
(ii) _____

(iii) _____

(iv) _____

(v) _____

Open seam



Press open

(5 marks)

d. Name the method of colouring fabric in the picture.

e. Name **two** items which you can make with this method.



(1 mark)

(2 marks)

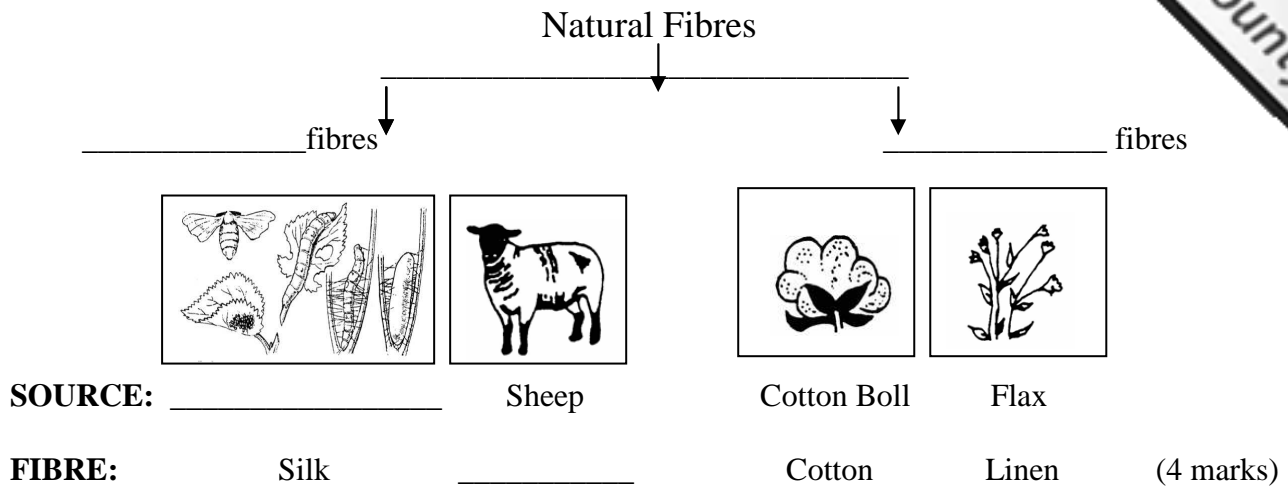
f. Why is salt added to the dye when colouring fabrics with this method?

_____ (1 mark)

g. Fabrics can be coloured using natural sources. One example is using curry powder. Fabric dyed in this way gets a lovely yellow colour. Name **one** other natural way of colouring fabrics.

(1 mark)

4a. Complete the chart below.



b. Name **two** items used in the home that can be made from cotton.

(i) _____ (ii) _____ (2 marks)

Cotton and linen are absorbent fibres.

c. Name **one** other property of these fibres.

d. Name a fabric made from cotton.



(2 mark)

(1 mark)

e. Name and describe an experiment you carried out at school this year to find out the property of a fabric.

Name: _____ (1 mark)

Diagram

Method

(i) _____




(ii) _____

(iii) _____

(iv) _____

(2, 4 marks)

5. Name and draw **three** temporary stitches.



Name: _____

(2, 2, 2 marks)