

**FORM 4**

**TEXTILES STUDIES**

**TIME: 1h 30min**

**Name:** \_\_\_\_\_

**Class:** \_\_\_\_\_

1. Read this information about **Lycra®** and answer the following questions:

Many designers and clothing manufacturers use Lycra® in their products. Lycra® is used in fabric blends including cotton, silk, and synthetic fibres.

Garments made with Lycra® have a number of advantages besides being able to stretch. Lycra® allows garments to be more lightweight, comfortable, and breathable. It is quick drying and dyes very well, and it is resistant to bacteria, ultraviolet (UV) rays, and chlorine. Static cling and pilling are eliminated in garments with Lycra®.

It is quite rare to find undergarments, swimsuits, and athletic apparel made without Spandex these days, but Lycra® is used in a much wider range of clothing types. One of its most valuable uses is in orthopedic compression garments. Recently, Indian designer Deepika Govind has updated the traditional sari by using fabrics made with Lycra®. One of the newest innovations in spandex is black Lycra®, used in a new line of La Perla undergarments for women. Black Lycra® is naturally black, making for an extremely intense and uniform black fabric that resists fading.



a. Who uses Lycra in their products?

\_\_\_\_\_ (½ mark)

b. Name **three** advantages of Lycra®.

(i) \_\_\_\_\_

(ii) \_\_\_\_\_

(iii) \_\_\_\_\_ (3 marks)

c. What is **one** of the most valuable uses of Lycra®?

\_\_\_\_\_ (1 mark)

d. What is black Lycra®?

\_\_\_\_\_ (1 mark)

- e. Deepika Govind is a designer. Name **one** other designer that you admire. State what you like about this designer.

**Designer:** \_\_\_\_\_

(½ mark)

\_\_\_\_\_ (2 marks)

- f. In the space provided, complete the care label for laundering a Lycra® / polyester blend trousers. Include washing temperature, bleaching, drying and ironing.

(1, 1, 1, 1 marks)

Washing/temp	Bleaching
Drying	Ironing

2. This fashionable shirt pattern has **six** style variations.



- a. Describe the fashion features of style **B**.

**Fashion Features:** \_\_\_\_\_ (2 marks)

- b. Name a fabric suitable for making style **D**. Give a reason for your choice.

**Fabric:** \_\_\_\_\_ (1 mark)

**Reason:** \_\_\_\_\_ (2 marks)

- c. Name **one** advantage of a multi style pattern.

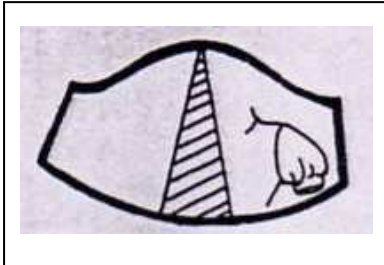
\_\_\_\_\_ (1 mark)

- d. For which figure type would this shirt be suitable? Give **one** reason to justify your choice.

**Figure Type:** \_\_\_\_\_

**Reason** \_\_\_\_\_ (1, 2 marks)

- e. Describe how you would alter the style of a sleeve pattern to make it similar to the one in Styles **A** and **B**. Look at the diagram to help you.



(i) \_\_\_\_\_

(ii) \_\_\_\_\_

(2, 2 marks)

- f. Name and draw **one** other type of sleeve style alteration.

Name: \_\_\_\_\_

Draw →



(1, 1 marks)

- 3a. Interfacing (*Vilene*) is used in garments to \_\_\_\_\_.

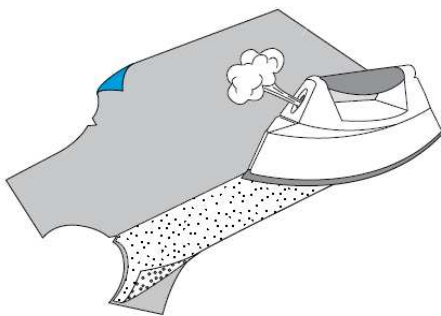
(1 mark)

- b. Name **two** types of interfacing.

(i) \_\_\_\_\_ (ii) \_\_\_\_\_

(1, 1 marks)

- c.



Explain how you would fuse (*attach*) Vilene to the front facing of a shirt.

(i) \_\_\_\_\_

\_\_\_\_\_

(ii) \_\_\_\_\_

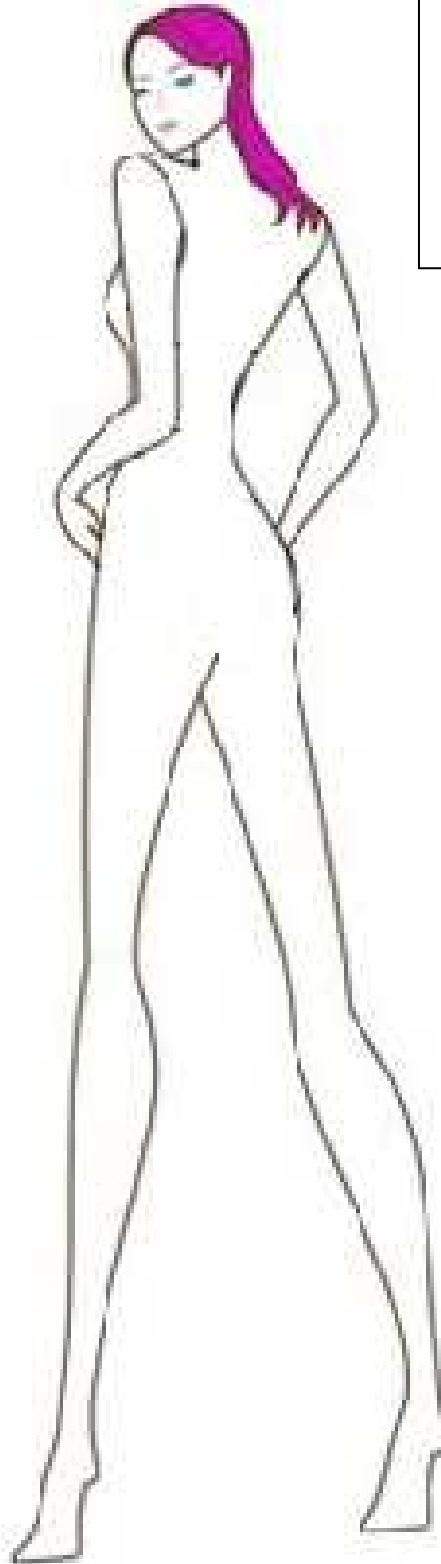
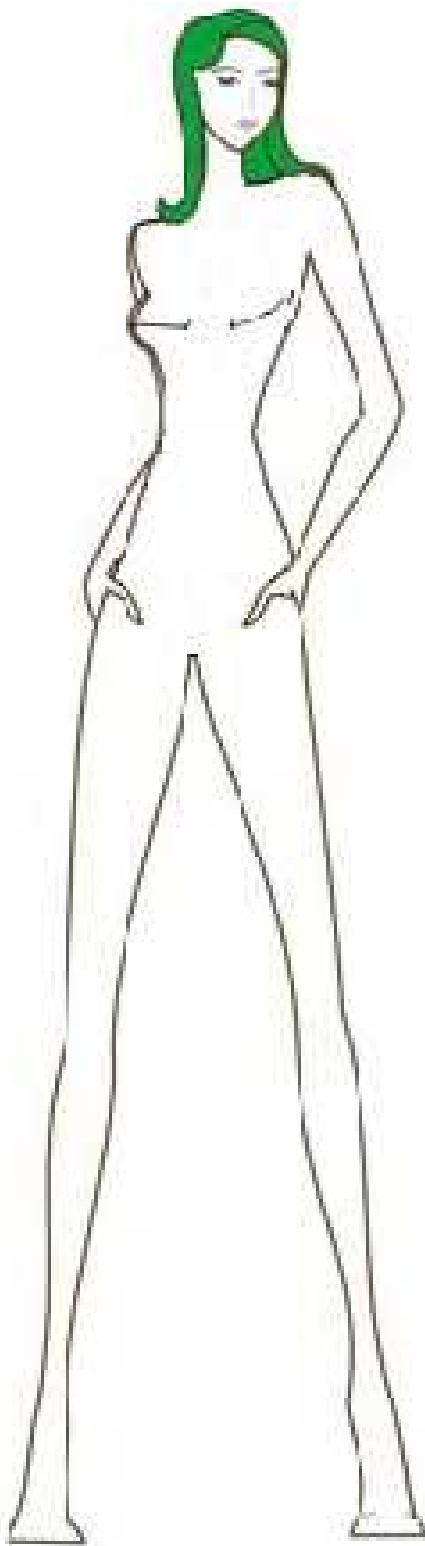
\_\_\_\_\_ (2, 2 marks)

- d. In style **E**, (*Question 2*) name **two** places that require interfacing.


(i) \_\_\_\_\_ (ii) \_\_\_\_\_

(2 marks)

- 4a. Using the following figure templates, design a summer outfit which you can wear to a party with your friends. (*An example is given to help you*). Draw front and back views, showing and naming important design details. (4, 4 marks)
- b. Design shoes/ boots and **one** accessory to match each outfit. (1, 1, ½, ½ marks)



5.






Cushions add a lovely feature to any room.

This creative cushion can be purchased on the internet.

Designs for cushions can easily be created using simple shapes from books or other sources.

- a. In the box provided, create a different design for another cushion for your room using the flower templates provided. (*An example has been given to help you.*) (4 marks)



- b. Name **one** technique you can use to make the design.

\_\_\_\_\_

(1 mark)

- c. Describe the technique used.

\_\_\_\_\_

\_\_\_\_\_ (2 marks)

- d. On the design, draw and name **three** decorative stitches that can be used to work the flowers.

(3, 3 marks)

6. Figures vary from person to person. There are seven basic figure types. **Figure 1** is the pear figure, the hour glass figure.

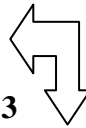
a. What figure type is **Figure 2**?

\_\_\_\_\_ (1 mark)

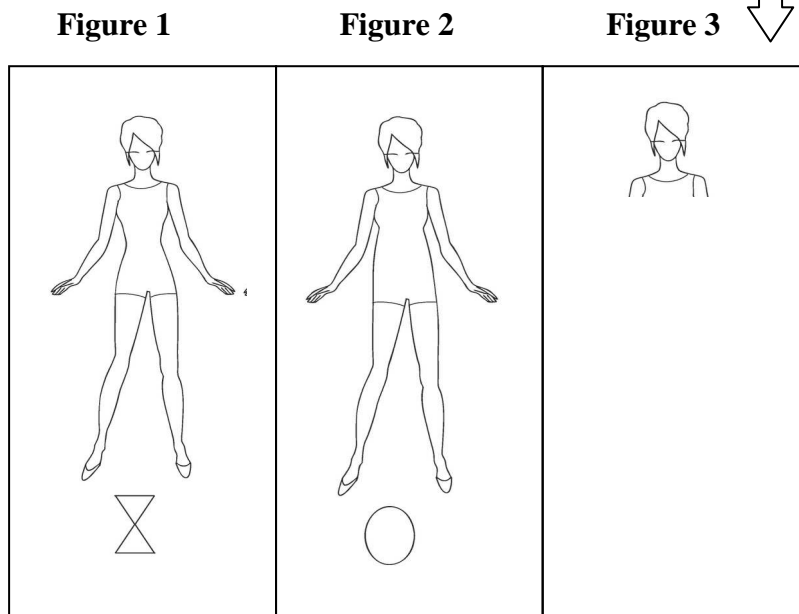
b. Name and draw **one** other type of figure (**Figure 3**).

Name: \_\_\_\_\_

Draw



(1, 2 marks)



c. Suggest **two** types of garments that this figure type (**Figure 3**) can wear.

(i) \_\_\_\_\_ (ii) \_\_\_\_\_ (2 marks)

d. What type of garments should this figure type avoid?

(i) \_\_\_\_\_ (ii) \_\_\_\_\_ (2 marks)

e. Describe street fashion.

\_\_\_\_\_  
 \_\_\_\_\_ (2 marks)

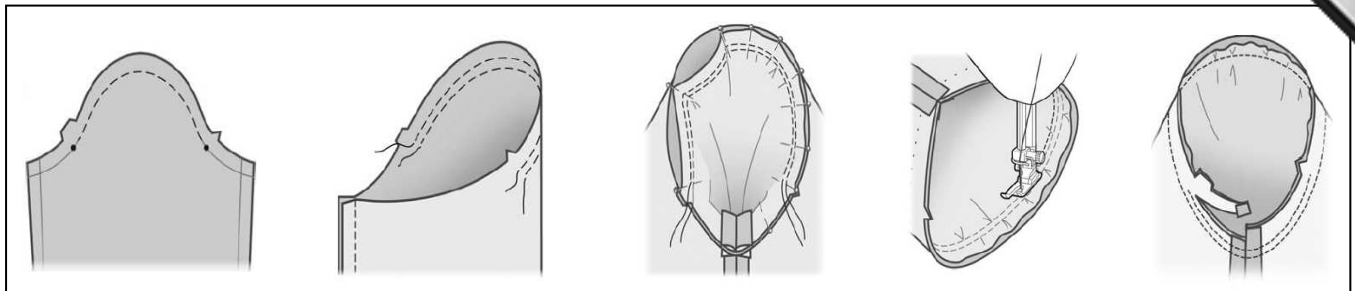
7. Name and draw **three** different types of sleeves.



(i) \_\_\_\_\_ (ii) \_\_\_\_\_ (iii) \_\_\_\_\_ (3, 3 marks)

8. Set in sleeves are widely used in dressmaking.

Using the following diagrams, explain how to set in a sleeve.



(i)

(ii)

(iii)

(iv)

(v)

(i) \_\_\_\_\_

\_\_\_\_\_

(ii) \_\_\_\_\_

\_\_\_\_\_

(iii) \_\_\_\_\_

\_\_\_\_\_

(iv) \_\_\_\_\_

\_\_\_\_\_

(v) \_\_\_\_\_

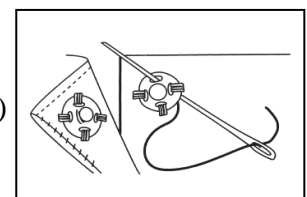
\_\_\_\_\_

(5 marks)

9a. Name the fastener in the picture that is used on blouses and shirts.

\_\_\_\_\_

(1 mark)



b. Suggest **two** other fasteners that can be used on blouses/shirts.

(i) \_\_\_\_\_ (ii) \_\_\_\_\_ (2 marks)

c. Which fastener do you prefer to use? Give a reason for your choice.

\_\_\_\_\_

\_\_\_\_\_

(2 marks)



10. Where do our old/used shoes and textiles go? Look at the data below.



80% of shoes and textiles go to developing countries to be reused.

- a. What percentage is recycled into new material? \_\_\_\_\_ (1 mark)
- b. Name **two** items (*not bags*) that can be made from reused materials.  
 (i) \_\_\_\_\_ (ii) \_\_\_\_\_ (2 marks)
- c. Denim jeans are one of the most common items we throw away, yet it is one item from which we can recreate many new items.

Draw an item of your choice (an example is given to help you), which you can recreate from an old pair of jeans. Describe how you would make it, using diagrams to explain your work clearly. (3, 3 marks)

**Example**



**In this space, draw your item and the diagrams of how you would make it:**

↓

**Method**

- (i) \_\_\_\_\_
- (ii) \_\_\_\_\_
- (iii) \_\_\_\_\_
- (iv) \_\_\_\_\_
- (v) \_\_\_\_\_

(5 marks)