

FORM 4

TEXTILES STUDIES

TIME: 1h 30min

Name: \_\_\_\_\_

Class: \_\_\_\_\_



1. Read this information about **Lycra®** and answer the following questions:



Many designers and clothing manufacturers use Lycra® in their products. Lycra® is used in fabric blends including cotton, silk, and synthetic fibres.

Lycra® stretches, allows garments to be more lightweight and is comfortable and breathable. It is quick drying and dyes very well, and it is resistant to bacteria, ultraviolet (UV) rays, and chlorine. Garments with Lycra® are free from static cling and pilling.

It is quite rare to find undergarments, swimsuits, and sports wear made without Spandex these days, but Lycra® is used in a much wider range of clothing. One of its most valuable uses is for medical purposes. Recently, Indian designer Deepika Govind has updated the traditional sari by using fabrics made with Lycra®. One of the newest arrivals in spandex is black Lycra®, used in a new line of La Perla undergarments for women. Black Lycra® is naturally black, making an extremely intense black fabric that resists fading.

- a. Who uses Lycra in their products?

\_\_\_\_\_ (½ mark)

- b. Name **three** properties of Lycra®.

(i) \_\_\_\_\_

(ii) \_\_\_\_\_

(iii) \_\_\_\_\_ (3 marks)

- c. One of the most valuable uses of Lycra® is for m \_ \_ \_ \_ \_ purposes. (1 mark)

- d. Black Lycra® is n \_ \_ \_ \_ \_ black. (1 mark)

- e. Black Lycra® resists f \_ \_ \_ \_ . (1 mark)

- f. Deepika Govind is a designer. Name **one** other designer that you admire. What do you know about this designer?





**Designer:** \_\_\_\_\_

(½ mark)

\_\_\_\_\_ (2 marks)

- g. Complete the care label for laundering a Lycra® / polyester blend trousers to include washing temperature, bleaching, drying and ironing.

(1, 1, 1, 1 marks)

Washing/temp 	Bleaching 
Drying 	Ironing 

2. This fashionable shirt pattern has **six** style variations.



- a. Style **B** has a shirt collar. List **two** other features of this style.

(i) \_\_\_\_\_

(ii) \_\_\_\_\_

(2 marks)

- b. Name a fabric suitable for making style **D**. Give a reason for your choice.

**Fabric:** \_\_\_\_\_

(1 mark)

**Reason** \_\_\_\_\_ (2 marks)

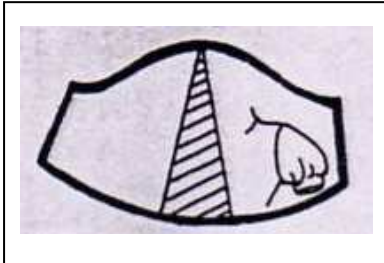
- c. Name an occasion when you can wear style **D**.

\_\_\_\_\_ (1 mark)

- d. This shirt would be suitable for a short, slim figure. Give **one** reason for this.

\_\_\_\_\_ (2 marks)

- e. Complete the sentences to describe how you would alter the style of a sleeve pattern to make it similar to the one in Styles **A** and **B**. Look at the diagram to help you.



- (i) Cut the pattern through the centre \_\_\_\_\_

\_\_\_\_\_

- (ii) Spread at the hem \_\_\_\_\_

\_\_\_\_\_ (2, 2 marks)

- f. Name and draw **one** other type of sleeve style alteration.

Name:

Draw →



(1, 1 marks)

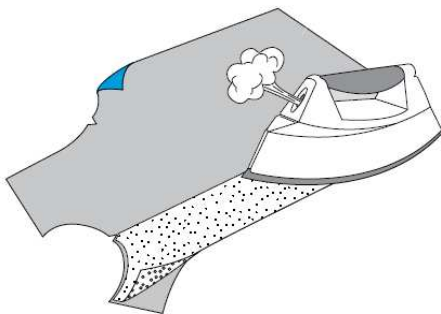
3. Interfacing (*Vilene*) is used in garments to make the fabric stiffer.

- a. In style **E**, (*Question 2*) name **two** places where interfacing should be used.

- (i) \_\_\_\_\_ (ii) \_\_\_\_\_

(1, 1 marks)

- b. Explain how you would attach Vilene to the shirt.



- (i) \_\_\_\_\_

\_\_\_\_\_

- (ii) \_\_\_\_\_

\_\_\_\_\_ (2, 2 marks)

- c. How would you make sure to keep the iron clean after attaching Vilene?

- (i) \_\_\_\_\_

- (ii) \_\_\_\_\_

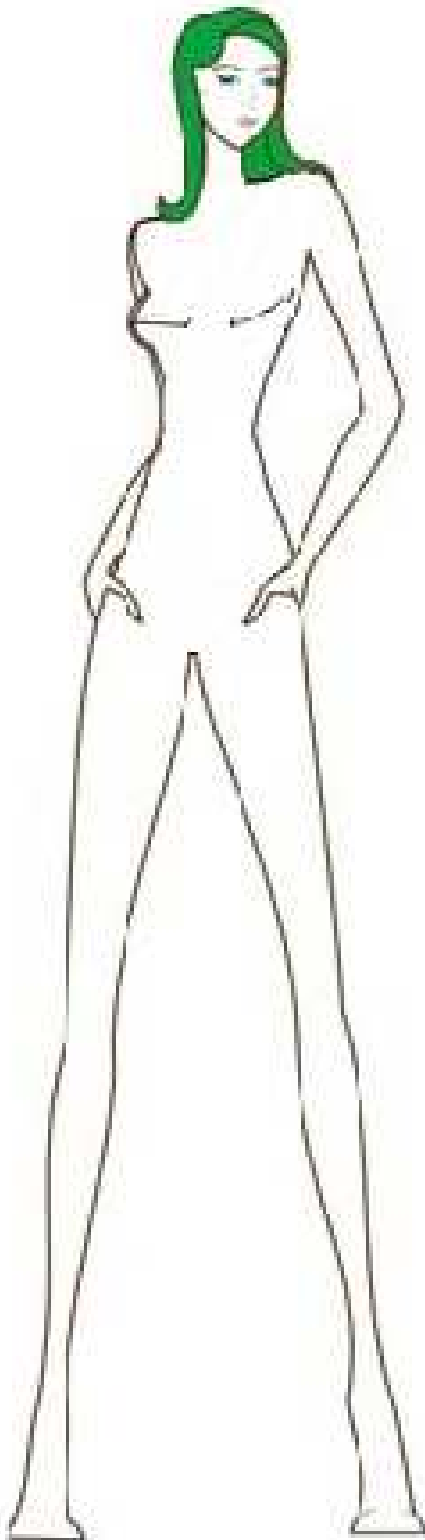
(2 marks)

- 4a. Using the following figure templates, design a summer outfit which you can wear to a party with your friends. (*An example is given to help you*). Draw front and back views, showing and naming important design details.


(3, 3 marks)

- b. Design shoes/ boots and **one** accessory to match each outfit.

(1, 1, ½, ½ marks)





5.



Cushions can be bought, but they can also be made at home.

Designs can easily be created using simple shapes from books or other sources.

- a. In the box provided below, create a design for a cushion for your room using the flower templates provided. (*An example has been given to help you.*) (4 marks)



- b. The design can be worked with appliqué. Name **two** other techniques you can use to make the design.

(i) \_\_\_\_\_ (ii) \_\_\_\_\_ (2 marks)

- c. On the design, draw and name **four** decorative stitches that can be used to work the flowers.

(4, 4 marks)

- d. Suggest **two** other things you can use to decorate the cushion.

(i) \_\_\_\_\_ (ii) \_\_\_\_\_ (2 marks)

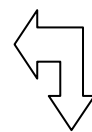
6. There are seven basic figure types. **Figure 1** is the perfect figure, the hour glass figure.

a. What figure type is **Figure 2**? \_\_\_\_\_ (1 mark)

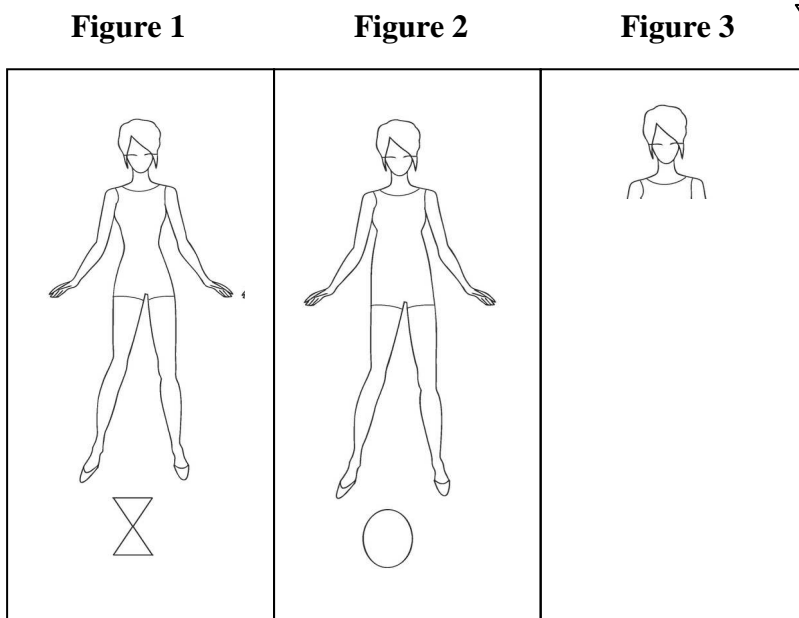
b. Name and draw **one** other type of figure (**Figure 3**)

Name: \_\_\_\_\_

Draw



(1, 2 marks)



c. Suggest **two** types of garments (*clothes*) that this figure type (**Figure 3**) can wear.

(i) \_\_\_\_\_ (ii) \_\_\_\_\_ (2 marks)

d. What is street fashion?

\_\_\_\_\_  
 \_\_\_\_\_  
 \_\_\_\_\_ (2 marks)

e. Name **two** colours that are very fashionable this year.

(i) \_\_\_\_\_ (ii) \_\_\_\_\_ (2 marks)

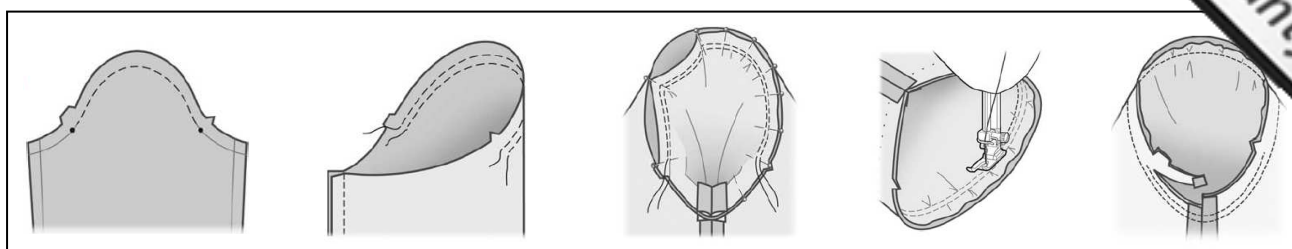
7a. Name and draw **three** different types of sleeves.



(i) \_\_\_\_\_ (ii) \_\_\_\_\_ (iii) \_\_\_\_\_

(3, 3 marks)

- 8a. Using the following diagrams to help you, explain how to set in a sleeve.  
(The first one has been done for you.)



(i)

(ii)

(iii)

(iv)

(v)

- (i) Work two lines of stitching to ease in the sleeve.

(ii)

---



---

(iii)

---



---

(iv)

---



---

(v)

---



---

(vi)

---



---

(4 marks)

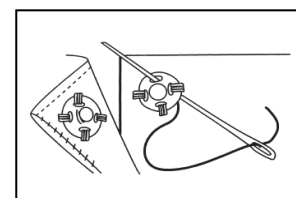
- b. On diagram (v) above, draw and name **one** stitch that can be used to neaten the armhole.

(1, 1 marks)

- 9a. Name the fastener shown in the picture, that is used on blouses and shirts.

---

(1 mark)



- b. Suggest **one** other fastener that can be used on blouses/shirts.

(i)

---

(ii)

---

(1 mark)

- c. Which of the two fasteners do you prefer to use? Give a reason for your choice.

---



---

(2 marks)

10. Where do our old/used shoes and textiles go? Look at the information below.

<p><b>80%</b> <b>Exported</b> Reused within developing countries</p>	<p><b>10%</b> <b>Wipers</b> Recycled into a product</p>	<p><b>5%</b> <b>Filling Material</b> Recycled into new materials</p>	<p><b>5%</b> <b>Waste</b> Cannot be reused or recycled</p>
--	---	--	--

80% of shoes and textiles go to developing countries to be reused.

- What percentage is recycled into new material? \_\_\_\_\_ (1 mark)
- Name **two** items (*not bags*), that can be made from reused materials.
  - \_\_\_\_\_
  - \_\_\_\_\_ (2 marks)
- We throw away many pairs of jeans. From jeans we can make many new items. Draw an item of your choice (*an example is given to help you*), which you can make from an old pair of jeans. Describe how you can make it, using diagrams to explain your work clearly. (3, 3 marks)

**Example**



**In this space draw your item and the diagrams of how you would make it:**



**Method**

- \_\_\_\_\_
- \_\_\_\_\_
- \_\_\_\_\_
- \_\_\_\_\_
- \_\_\_\_\_

(5 marks)