

FORM 2




TEXTILES STUDIES

TIME: 1h 30min

Name: _____

Class: _____

1. This year you are going to make a bag at school. You need your needlework box to sew the bag.
- a. Name the **three** tools found in your needlework box in the pictures below. Draw and name **three** other small tools in the boxes provided.

(i) 	(ii) 	(iii) 
(iv)	(v)	(vi)

- (i) _____ (ii) _____
- (iii) _____ (iv) _____
- (v) _____ (vi) _____

(3, 6 marks)

- b. List **two** important points to keep in mind when handling sewing tools to avoid danger.

- (i) _____
- (ii) _____

(2 marks)



- c. Explain in detail what a consumer should keep in mind when purchasing expensive sewing equipment, such as a sewing machine.

(3 marks)

2. Design a bag suitable for taking with you when going swimming. Show details of your design.

Work in this way:

- a. Draw the bag in the box provided. (3 marks)
- b. Create a design suitable for working on the bag. (3 marks)
- c. Decorate the design with **two** embroidery stitches. (2, 2 marks)
- d. Label at least **one** fabric which you can use to make the design. (1 mark)
- e. Colour your design making sure you do not cover your work. (3 marks)



f. Make a list of things you need to buy to realize your project.

- | | |
|-------------|------------|
| (i) _____ | (ii) _____ |
| (iii) _____ | (iv) _____ |

(4 marks)

g. Explain how you would stitch the seam of your bag. Draw diagrams to support your answer.

Method


Diagrams

- (i) _____
- (ii) _____
- (iii) _____
- (iv) _____


(4, 2 marks)

3. Handles for bags are very important since they are meant to carry weight.

a. Draw **two** different types of handles that can be used for bags.



A



B

(2 marks)

b. Which handles do you prefer? Give a reason for your choice.

(i) Handles



(ii) Reason for choice

(2 marks)

4. A landfill or a dump is where the waste we throw away is buried. The rubbish may take hundreds of years to decompose, which causes a great threat to our environment.



a. List **two** textile items which can easily be reused or made into something new.

b. In each case, say what you would re-create from these items.

Old Fabric Items



New Fabric Items

(i)	<hr/>	<hr/>
(ii)	<hr/>	<hr/>

(2, 2 marks)

c. Fabrics can be made in different ways. One method of making fabric is weaving.

(i) Name this other method of making fabric.



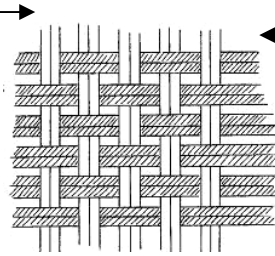
(ii) This type of fabric _____ which makes it suitable for sportswear.

(1, 1 marks)

d. There are various types of weaves.

(i) This is a _____ or hopsack weave.

(ii) Mark the warp and weft threads on the diagram.



(1, 2 marks)

(iii) In the boxes provided, draw **two** other types of weave. Name the weaves.



(2, 1, 2, 1 marks)

e. Weaving is done on a machine called a _____.

(1 mark)

f. Felting is another method of making fabric.

(i) Name a fabric made with this method.

(1 mark)

(ii) List **two** properties of this fabric.

• _____

• _____

(2 marks)

g. The picture shows the source of silk fibre.

(i) What is the source of silk fibres?



(1 mark)

(ii) Why is silk mostly used for special occasions?

List **two** reasons.

(2 marks)

h. In the box provided, fill in the symbols for washing, drying and ironing silk fabric.

--	--	--

(1, 1, 1 marks)

i. Name **three** popular items that can be made from silk fabric.

(3 marks)

5. Describe how you would conduct an experiment of your choice to find out **one** property of fabric.

Experiment: _____

(1 mark)

(i) _____

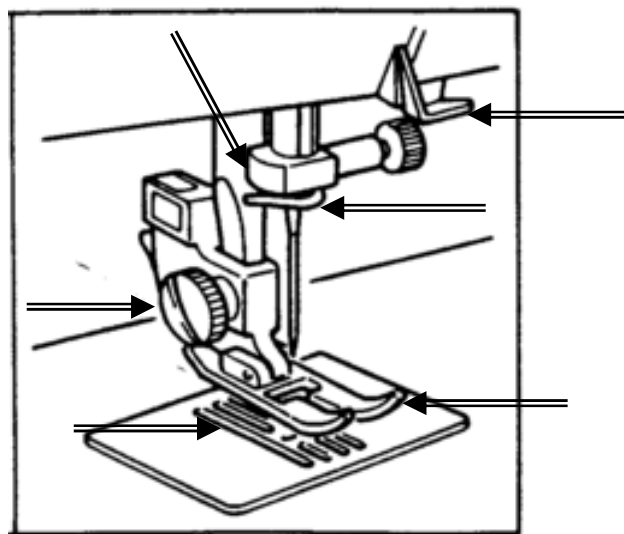
(ii) _____

(iii) _____

(iv) _____

(4 marks)

- 6a. On the diagram of the sewing machine below, name any **four** of the marked parts.
State the use of each part.



Parts

Use

(i) _____

(ii) _____

(iii) _____

(iv) _____

(4, 4 marks)

- b. Your sewing machine keeps skipping stitches.
Suggest **one** reason for this and explain what you can do to remedy (*fix*) the problem.

Reason _____

Solution _____

(2, 2 marks)

7. You are going to the cinema with your friends
- On the figure template below, design **two** casual outfits that you can wear for this occasion.
 - Design a suitable bag and sandals to match with each outfit.
 - Colour your designs. (*Marks will be awarded for neatness*)

(3, 3, 1, 1, 1, 1, 3 marks)

