

SECONDARY SCHOOLS ANNUAL EXAMINATIONS 2009

Directorate for Quality and Standards in Education
Educational Assessment Unit

FORM 5

TEXTILES STUDIES

TIME: 1hr 45min

Name: _____

Class: _____

1. Polyester is a very useful synthetic fibre. It is made from chemicals obtained from oil. Polyester does not crease. It is easy to wash, very strong, is not affected by sunlight and does not flare up. Polyester is uncomfortable to wear because it is not absorbent. It can be mixed with other fibres to lessen this problem. A polyester / cotton blend can be used to make shirts.

a. Polyester is made from _____ obtained from oil. (1 mark)

b. Polyester is not comfortable to wear because it is not _____. (1 mark)

c. Name **two** important properties of polyester.

_____ (2 marks)





d. What is a polyester / cotton blend used for?

_____ (1 mark)

e. Net curtains are usually made from polyester because this fabric is not affected by
s_____ .

(1 mark)

f. Fill in the missing information on this care label found on a polyester trouser.

Water temperature →			← tumble drying
bleaching symbol →			← ironing (dots)

(4 marks)

g. Name **one** other synthetic fibre.

h. Give **two** properties of this fabric.

(i) _____

(ii) _____

(2 marks)

2a.



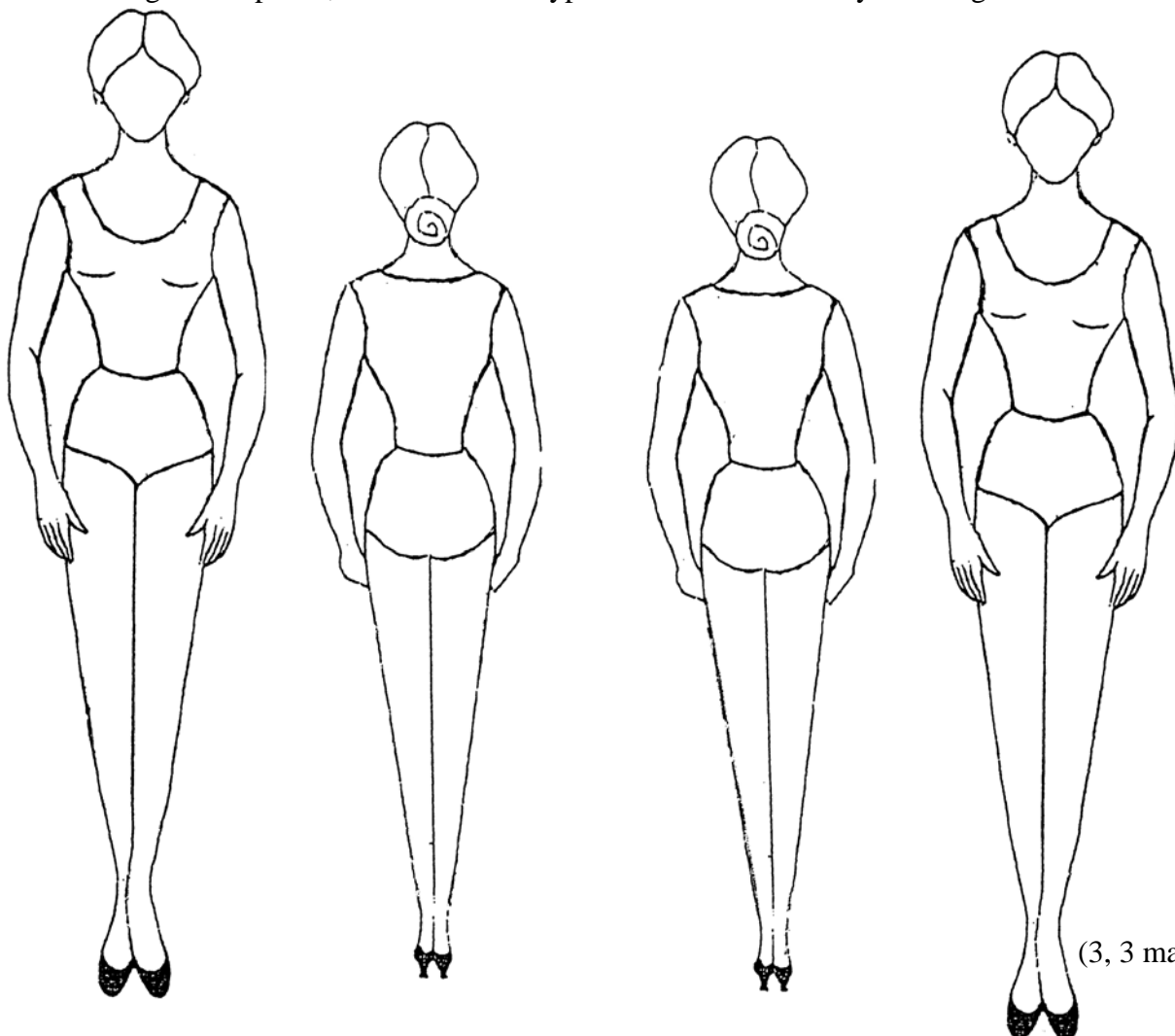
Name **two** fashion features of the trousers.

_____ (2 marks)

b. Name an occasion where the trousers can be worn.

(1 mark)

c. On the figure templates, draw **two** other types of trousers. Colour your designs.



(3, 3 marks)

d. On the same figure templates, draw a blouse or a top that can be worn with the trousers.

e. Name a fabric suitable for the trousers.
Give **one** reason for your choice.

Fabric for Trousers _____ (1 mark)

Reason _____

(2 marks)

f. To close a waistband, a **hook and eye** can be used. Name **one** other fastener which can be used instead.

(1 mark)

3a. With notes and diagrams, explain how to work a plain seam.

Diagrams

Notes

- (i) Put right sides _____.
- (ii) _____
- (iii) _____
- (iv) _____

(3, 4 marks)

b. The edges of the seam can be neatened with zig-zag.
Name and draw **two** other seam neatening.

Draw →



Draw →



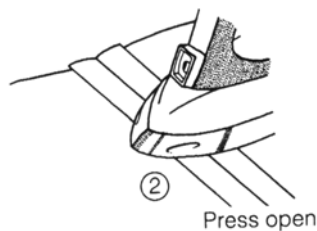
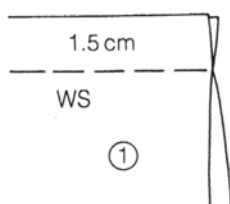
Name: _____

Name: _____

(2, 2 marks)

c. Using these diagrams to help you, explain how you would put up the hem of a pair of trousers by hand.

Open seam



(4 marks)

d. List **three** types of equipment needed for ironing.

(i) _____ (ii) _____ (iii) _____ (3 marks)

e. Name **three** cutting equipment.

(i) _____
(ii) _____
(iii) _____ (3 marks)

4. Clothes can be bought from shops or online (*from the internet*).

a. Give **one** advantage and **one** disadvantage of buying from shops.

Advantage _____

Disadvantage _____ (2, 2 marks)

b. Give **one** advantage and **one** disadvantage of buying online (*from the internet*).

Advantage _____

Disadvantage _____ (2, 2 marks)

c. The zip of a new pair of trousers was damaged after washing. What rights can a consumer claim in such a situation? List **two** rights.

An example has been done for you.

Example: The right to be given a replacement (*another one*) without waiting too long.

(i) _____

(ii) _____

(2 marks)

- d. Give the meaning of this mark found on a soft toy for small children.



Meaning

(1 mark)

- e. Name **two** important things to keep in mind when buying soft toys for small children.

(2 marks)

- 5a. Why is wool used for winter clothing? Give **one** important reason.

Reason _____

(1 mark)

- b. Name **two** items of clothing which are usually made from knitted fabric.

Example: socks

(i) _____

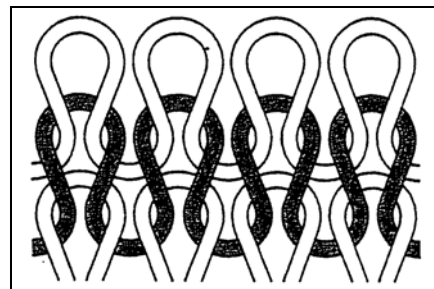
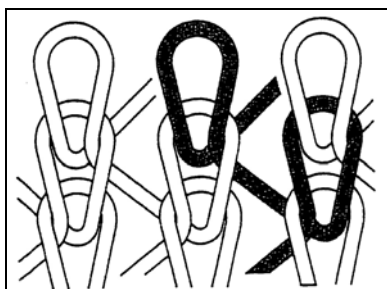
(ii) _____

(2 marks)

- c. Give **one** main advantage of knitted fabrics.

(1 mark)

- d. Name each type of knitting in the diagrams.



(i) **Name** _____

(ii) **Name** _____

(2 marks)

- e. Wool shrinks when washed. This can be avoided by applying a finish, such as Suprenol or Rigmel shrunk.

Name **one** other finish which is applied to wool.

Explain its use.

(i) **Name of finish:** _____ (1 mark)

(ii) **Use:** _____ (2 marks)

- 6a. Name these **two** labels.

Diagram A



Diagram B




_____ (2 marks)

- b. Name **one** difference between label A and label B.

_____ (2 marks)

- c. Using the diagram to help you, explain how to carry out a flammability test.



(4 marks)

7a. Tie and Dye and Block Printing are methods of _____

b. Choose **one** of these methods and describe how it is carried out.

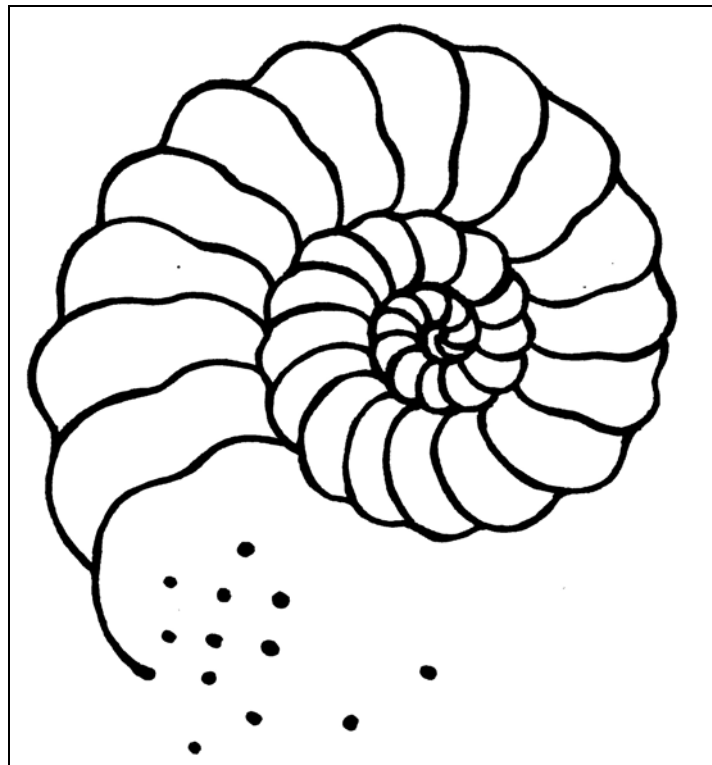
Name _____

Method _____

(5 marks)

c. This design was chosen to be used for decorating bags.

Describe how you can work this design using colours, paints and decorative stitches.



Name: **three** colours used. (*colour on the design*)

(3 marks)

three embroidery stitches and draw on the design.

(3, 3 marks)

d. Name **two** other decorations that you can add to the design.

(i) _____ (ii) _____ (2 marks)

e. List **two** other items where this design can be used. Draw each item.

(i) _____ **Draw**

(ii) _____ **Draw**

(2, 2 marks)