

SECONDARY SCHOOL ANNUAL EXAMINATIONS 2009

Directorate for Quality and Standards in Education
Educational Assessment Unit

FORM 4


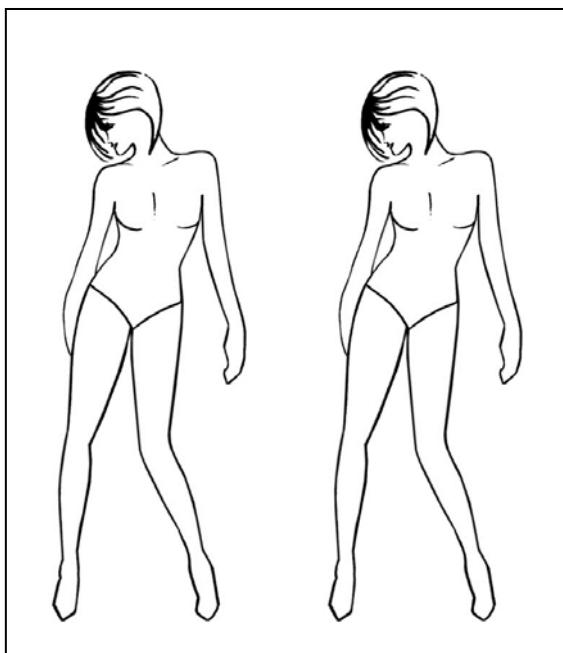
TEXTILES STUDIES

TIME: 1h 30min

Name: _____

Class: _____

- 1a. Using the templates to help you, design **two** pairs of trousers. An example has been done for you. Sketch a top and an accessory to match each new trouser.



(3, 3, 2, 2, 2 marks)

- b. Name **one** factor that influences fashion designers when they are designing clothes.

Example- designers are influenced by past fashion.

(1 mark)

- c. Give the names of **two** fashion designers which you admire (*like*).

(2 marks)

- d. Name a suitable fabric for **one** of the trousers.

Fabric _____


(1 mark)

- e. List **two** properties of this fabric.

(2 marks)

2a. Name this experiment. _____

b. Describe how you would carry out this experiment.



Method

(4 marks)

3. Cotton/polyester is a very common blend used for making shirts.



a. Cotton is a n_ t_ _ _ _ fibre. (1 mark)

b. Polyester is a sy_ _ _ _ _ fibre. (1 mark)

c. Name **two** properties that will be gained (*added*) by cotton when it is blended with polyester.

(2 marks)

d. Prepare a care label to be attached to garments made from this fabric (*polyester/cotton*).

washing	drying
bleaching	ironing

(4 marks)

4a. Name the **two** pattern alterations shown in the diagrams.



(i) _____

(ii) _____

(2 marks)

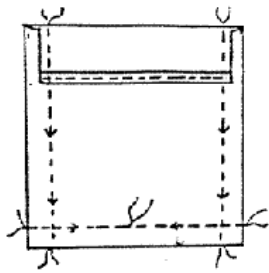
b. Describe briefly how to make these alterations (*changes*).

(i) _____

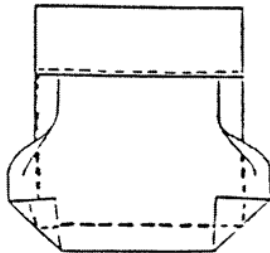
(ii) _____

(2, 2marks)

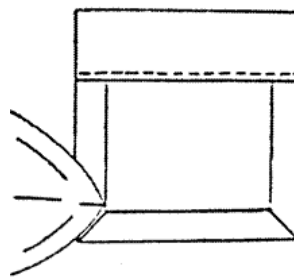
4. Using these diagrams put in the correct order the following sentences about how to make a patch pocket.



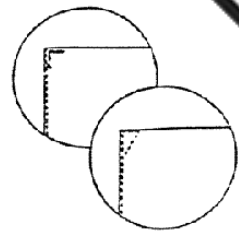
(i)



(ii)



(iii)



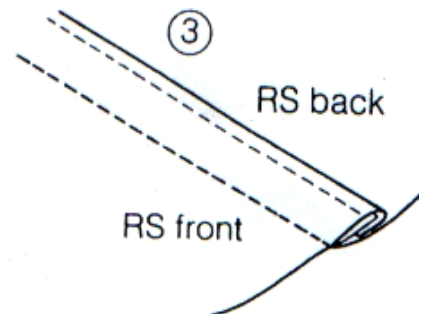
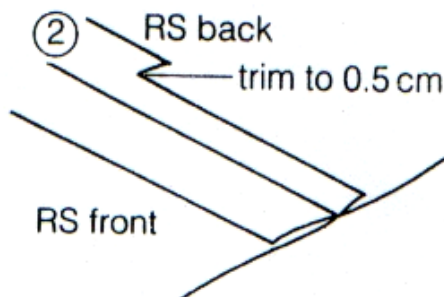
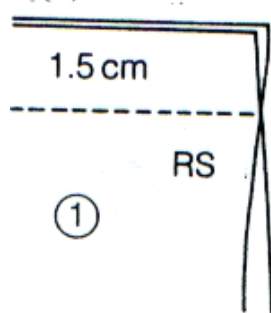
(iv)

- ☐ To mitre corners, fold bottom corners diagonally and turn side seam allowance in.
- ☐ Pin pocket in position, top stitch in place, reinforcing corners.
- ☐ Neaten the top edge. Mark seam allowance. Fold the hem to the inside, and then stitch each side.
- ☐ Turn hem inside out and press. Cut bottom corners.

(2, 2, 2, 2 marks)

5. This seam is widely used when sewing trousers.

- a. Name the seam. Double (1 mark)



- b. Complete the method of stitching the seam.

- (i) Place wrong sides _____.
- (ii) Pin _____.
- (iii) _____ seam open.
- (iv) Trim _____.
- (v) Fold _____.
- (vi) Pin, tack and _____.

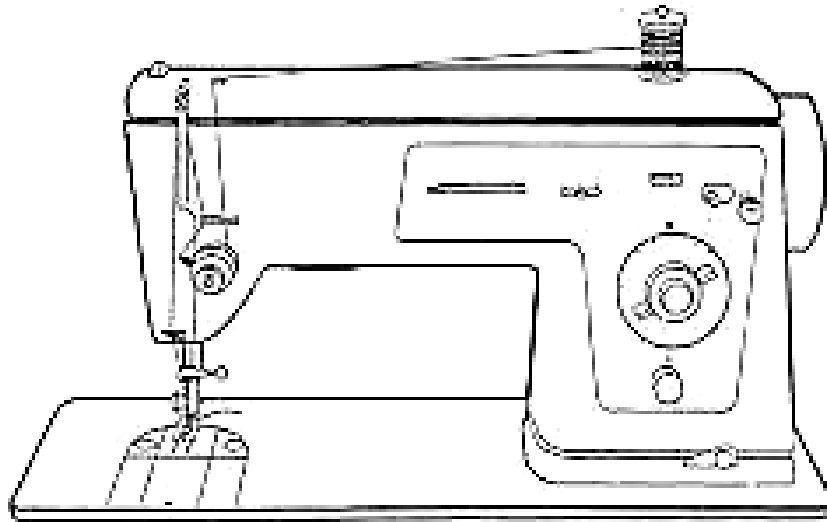
(6 marks)

6a. On the diagram of the sewing machine provided label the following parts:

- (i) tension discs (ii) balance wheel (iii) bobbin winder
(iv) needle clamp (v) stitch regulator (5 marks)

b. This machine does not have a free arm. What is the use of the free arm in a sewing machine?

(2 marks)

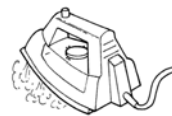


c. Name **three** important safety rules to be kept in mind when using a sewing machine.

- (i) _____
(ii) _____
(iii) _____

(3 marks)

d. Name each pressing tool. Give the use of each.



Name _____

Use _____ (2, 2 marks)

e.



This picture shows that soft toys for toddlers need to be chosen very carefully.

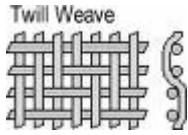
Why is this toy unsafe?

(1 mark)

f. What would make the toy safer for small children to play with?

(2 marks)

Denim is **one** fabric made with a twill weave pattern.



g. Name **one** important property of twill weave fabrics.

(1 mark)

h. Name and draw **two** other types of weaves.

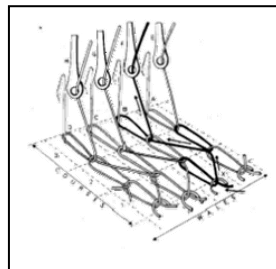
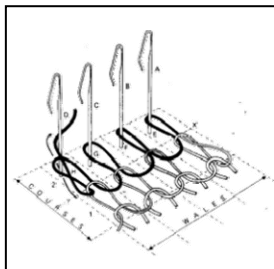
Name

Draw



(2, 2 marks)

i.



Name these **two** types of knitting. Name **one** item that can be made with each type of knitting.

(i) _____ (ii) _____

(2 marks)


(i) _____ (ii) _____

(2 marks)

7a. We often throw away clothes because they are no longer fashionable.

Jeans and T shirts are the commonest clothes we discard (*throw away*). T shirts can be cut into strips and woven into rugs (*small mats*).

Sketch **two** ideas of what you can make from jeans, making clear diagrams of your work.



(2,2marks)

b. Your new pair of jeans has frayed during the first wash. Write **two** things you have a right to ask for, when you go back with it to the shop to complain.

(i) _____

(ii) _____

(2 marks)

8. This picture of a butterfly was created for a set of cushions for a child's playroom.

On the picture mark these details:

- a. Choose **three** embroidery stitches and draw on the design, showing clearly where each stitch will be worked. Name each stitch used. (3, 3 marks)
- b. Suggest a colour scheme using **three** colours. Colour in carefully without covering stitches. (3 marks)

- c. Name a suitable fabric for the cushion. Give a reason for your choice.
Fabric _____ (1 mark)
Reason _____ (2 marks)
- d. Name **two** decorations that can be added to the design to make it more interesting. (2 marks)

- e. Name **one** technique (*method*) that can be used to make up the design (*butterfly*).
Example: the design can be worked with appliqué. (1 mark)

- f. Name **two** other items where this design can be used.
Example- the design can be stencilled on the curtains of the same room. (2 marks)

