

# SECONDARY SCHOOL ANNUAL EXAMINATIONS 2009

Directorate for Quality and Standards in Education  
Educational Assessment Unit

FORM 3

TEXTILES STUDIES

TIME: 1h 30min

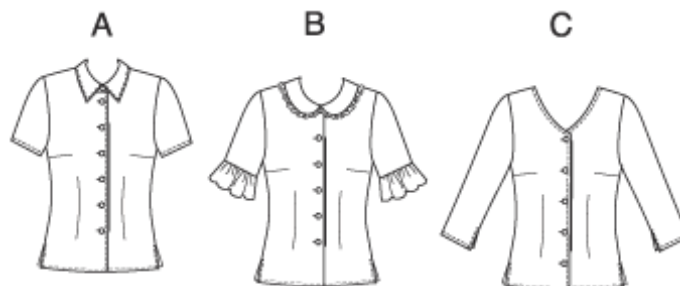
Name: \_\_\_\_\_

Class: \_\_\_\_\_

1. Look at the picture of this blouse and fill in this information:

a. List **three** fashion features of this blouse.

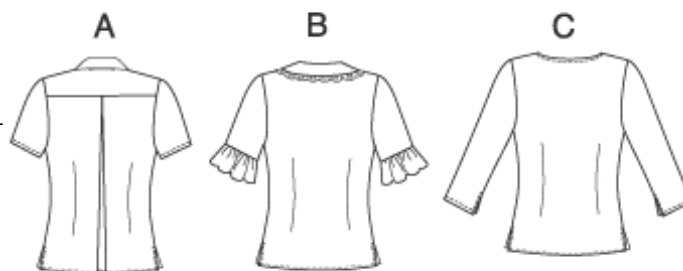
\_\_\_\_\_  
\_\_\_\_\_  
\_\_\_\_\_ (3 marks)



b. Name a fabric suitable for making **one** style of the blouse (*A, B or C*). Give a reason for your choice.

**Fabric** \_\_\_\_\_  
(1 mark)

**Reason** \_\_\_\_\_  
\_\_\_\_\_ (2 marks)



c. (i) Using the figure template to help you, draw **one** other type of blouse. (3 marks)

(ii) On the same figure template, draw a pair of trousers that you can wear with this blouse (3 marks)


(iii) Name **two** accessories that match with your new drawings.

\_\_\_\_\_  
\_\_\_\_\_ (2 marks)

(iv) When would you wear this blouse and trousers?

\_\_\_\_\_ (1 mark)

(v) Colour your drawings. (2 marks)



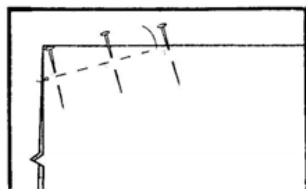
2a. Name the method of disposing of fullness shown on blouse C in *Question 1*.

D \_ \_ T \_

b. Using the diagram to help you, explain how the method is carried out.

**Diagrams**

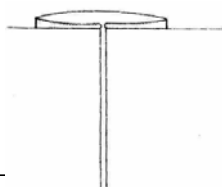
**Method**



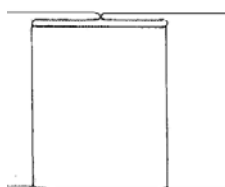
- (i) \_\_\_\_\_  
 (ii) \_\_\_\_\_  
 (iii) \_\_\_\_\_  
 (iv) \_\_\_\_\_

(4 marks)

c. Name these **two** other methods of disposing of fullness.



Name \_\_\_\_\_



Name \_\_\_\_\_

(2 marks)

d. Name **three** haberdashery items (*notions*) needed to make the blouse.

- (i) \_\_\_\_\_ (ii) \_\_\_\_\_ (iii) \_\_\_\_\_

(3 marks)

e. List **three** pressing equipment needed to make the blouse. Give the use of each.

**Name:** (i) \_\_\_\_\_ (ii) \_\_\_\_\_ (iii) \_\_\_\_\_

**Use:** (i) \_\_\_\_\_ (ii) \_\_\_\_\_ (iii) \_\_\_\_\_

(3, 3 marks)

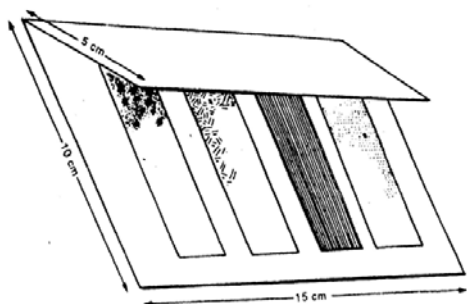
f. Complete these sentences:

Ironing is the free \_\_\_\_\_.

Pressing is ironing in one \_\_\_\_\_.

(2 marks)

g. (i) Name the experiment in the diagram. \_\_\_\_\_ (1 mark)



Complete this sentence:

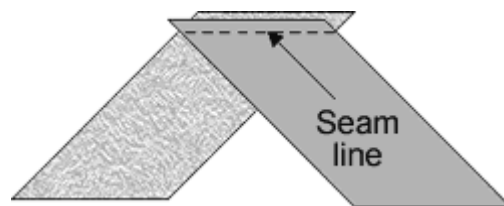
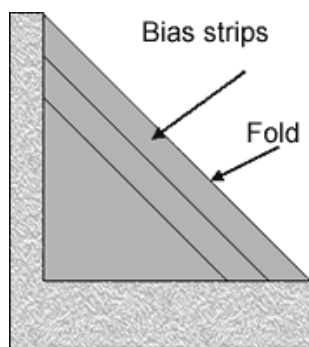
(ii) This experiment is carried out to find out if the

\_\_\_\_\_

(2 marks)

(iii) How many days must the fabric remain outside for the experiment to succeed? \_\_\_\_\_ (1 mark)



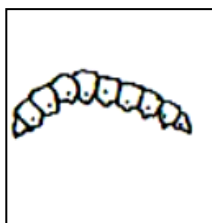

3. Using the diagrams to help you, put the sentences in the correct order showing how to join crossway or bias strips. (Write the numbers in the boxes provided).


☐  
☐  
☐  
☐

- Cut diagonal strips the width required.  
 Join seams at right angles, to stitch with the grain line.  
 Press seams.  
 Fold the fabric diagonally.

(4 marks)

- 4a. Natural fibres are obtained from different sources. Give the fibre obtained from each of these sources. An example has been done for you.



Ex: Sheep

Wool

\_\_\_\_\_

\_\_\_\_\_

(3, 3 marks)

- b. Name **three** common items of clothing that can be made from wool.

\_\_\_\_\_

(3 marks)

- c. Give **two** reasons why these items are usually made from wool.

\_\_\_\_\_

\_\_\_\_\_

(2 marks)

- d. Explain how you would wash items of clothing made from wool.

\_\_\_\_\_

\_\_\_\_\_


\_\_\_\_\_

(3 marks)

5a. Name the weave in the diagram. Name and draw **one** other type of weave.

Name: T \_ \_ \_ \_

Name: \_\_\_\_\_



(2, 2 marks)

b. Weaving is made up of two sets of yarns, the w \_ \_ p and the w \_ \_ \_ threads.

(2 marks)

c. At each side of the woven fabric, a firm edge is formed. This is called the \_\_\_\_\_.

(1 mark)

d. Knitted fabric is used for sportswear because it s \_\_\_\_\_.

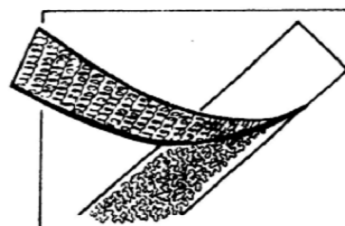
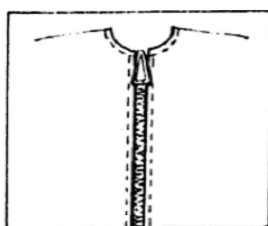
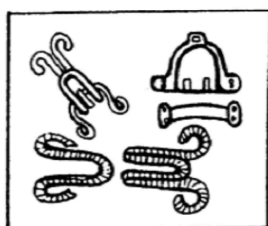
(1 mark)

e. List **two** other items of clothing that are usually made with this method.

\_\_\_\_\_

(2 marks)

6a. Name the fasteners in the pictures. Suggest a place on an item where each fastener can be used.



Name: \_\_\_\_\_

Name: \_\_\_\_\_

Name: \_\_\_\_\_

Use: \_\_\_\_\_

Use: \_\_\_\_\_

Use: \_\_\_\_\_

(3, 3 marks)

- b. Fasteners are used to open and \_\_\_\_\_ garments.
- c. Name and draw **two** other types of fasteners.

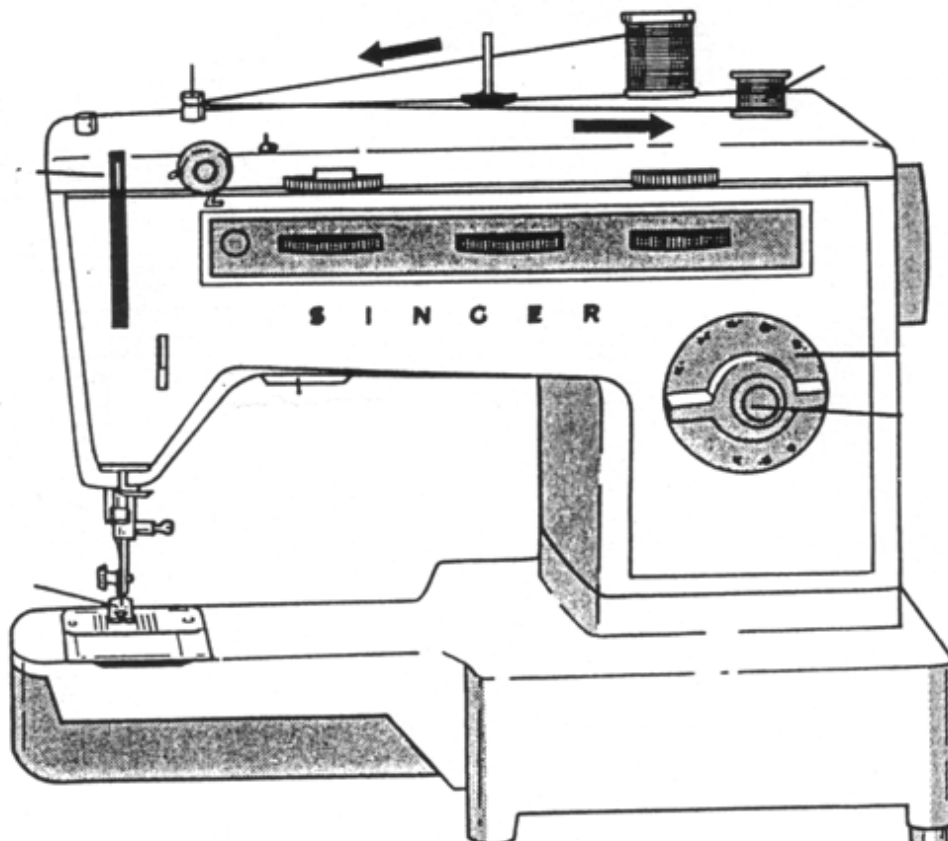
(i) \_\_\_\_\_ (ii) \_\_\_\_\_



(2, 2 marks)

- 7a. Using a coloured pencil or pen, thread the sewing machine for stitching.

(5 marks)



- b. On the same diagram, name **five** of the marked parts of the sewing machine.

(5 marks)

8. The pictures show potato printing. This is a method of colouring fabric.

a. Explain how the method is carried out.



- (i) \_\_\_\_\_
- (ii) \_\_\_\_\_
- (iii) \_\_\_\_\_
- (iv) \_\_\_\_\_
- (v) \_\_\_\_\_

(5 marks)

b. Tie and Dye is another method of colouring fabric. Make a list of things needed for Tie and Dye.

- (i) \_\_\_\_\_
- (ii) \_\_\_\_\_
- (iii) \_\_\_\_\_

(3 marks)

c. In the space below, explain how you would wash a Tied and Dyed cushion?

Remember that the cushion is not colourfast.

Give the water temperature required.

---



---



---



---

(4 marks)