

SECONDARY SCHOOL ANNUAL EXAMINATIONS 2009

Directorate for Quality and Standards in Education
Educational Assessment Unit

FORM 1


TEXTILES STUDIES

TIME: 1h 30min

Name: _____

Class: _____

1. This is a picture for a fabric collage.
 - a. Name a suitable fabric for the background. _____ (1mark)
 - b. Name **one** fabric suitable for making the design. (*flower, bird, leaf and gate*)
_____ (1 mark)
 - c. On the picture fill in **four** embroidery stitches. Write the name of each stitch. (4, 4 marks)
 - d. Colour the design using **four** colours, taking care not to cover the stitches. (4 marks)

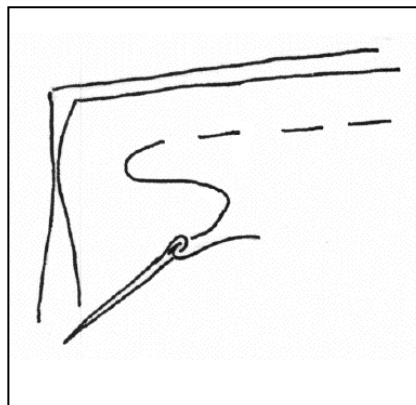
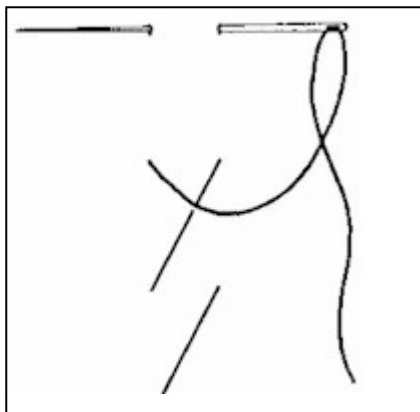


- e. Name **two** other items where this design can be used.

(i) _____ (ii) _____

(2 marks)

- 2a. Stitches are divided into **two** groups, Temporary and Permanent Stitches.
Name these **two** temporary stitches and give the use of each stitch.




Name D _____ tacking

Name E ____ tacking

Use _____

(2, 2 marks)

- b. Name and draw **two** permanent machine stitches. An example has been done for you.



Name Overlock stitch _____

(2, 2 marks)

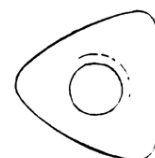

- c. Complete these sentences.

Temporary stitches are used for a s _____ time only.

P _____ stitches remain in the garment

(2 marks)

- 3a. Name the **three** small tools in the pictures and say what each tool is used for.

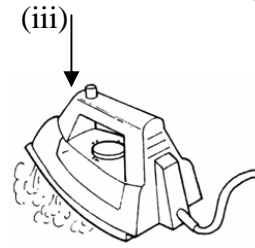
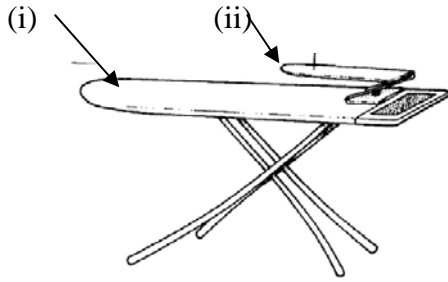


Name _____

Use _____

(2, 2, 2 marks)


b. Give the name of each tool. These tools are all P _____ g tools.



(i) _____ (ii) _____ (iii) _____

(3 marks)

c. Name and draw **two** other pieces of large equipment found in the needlework room.

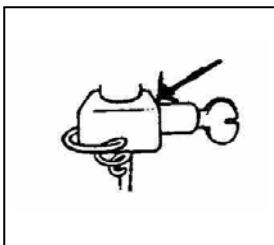


(i) _____ (ii) _____

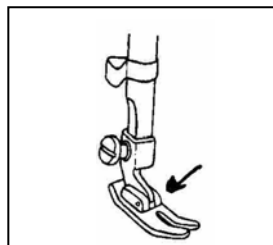
(2, 2 marks)

d. Name these parts of the sewing machine. State the use of each part.

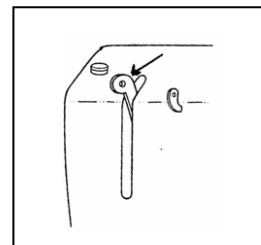
(i)



(ii)



(iii)



Name N _____ clamp

P _____ foot

T _____ take-up lever

(3 marks)

Use _____

(2, 2, 2 marks)

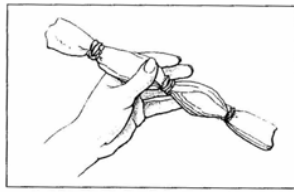
e. Write **three** safety rules for the needlework room.

(3 marks)


- 4a. The diagrams show the Tie and Dye method of colouring fabric.
Put the sentences in the correct order by writing the numbers in the boxes.



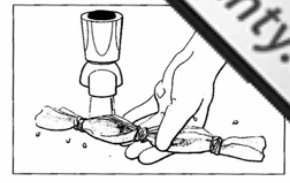
1



2



3




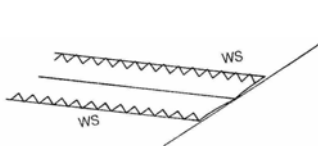
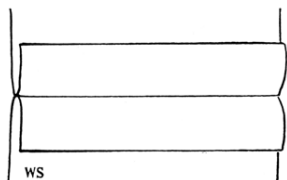
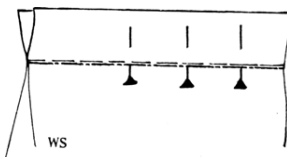
4

- ☐ Put the fabric in the dye mixture and bring to the boil.
☐ Soak the fabric to remove dressing.
☐ Rinse well until water runs clear.
☐ Tie the fabric with string. (4 marks)

- b. Name **two** items that can be dyed in this way.
 (i) _____ (ii) _____ (2 marks)
- c. Name **one** natural way of colouring fabric.
 _____ (1 mark)
- d. Make a list of materials (*not tools*) needed to make Tie and Dye.
 (i) _____ (ii) _____
 (iii) _____ (iv) _____ (4 marks)
- e. How can you wash these coloured items to avoid problems?

 _____ (2 marks)

- 5a. Explain how you would stitch two pieces of fabric together, using a plain seam.



Method

- (i) _____
 (ii) _____
 (iii) _____
 (iv) _____
 (v) _____ (5 marks)
- b. Name this method of neatening a plain seam.
 _____ (1 mark)
- c. Name and draw **one** other method of neatening a plain seam
 _____ (1, 2 marks)

- 6a. This is the pattern of a soft toy.
It is made from scraps of fabrics and other materials.
List some items that can be recycled to make this soft toy.

Example (i) Wool leftover from knitting or tapestry can be used to make clown's hair.

(ii) _____

(iii) _____



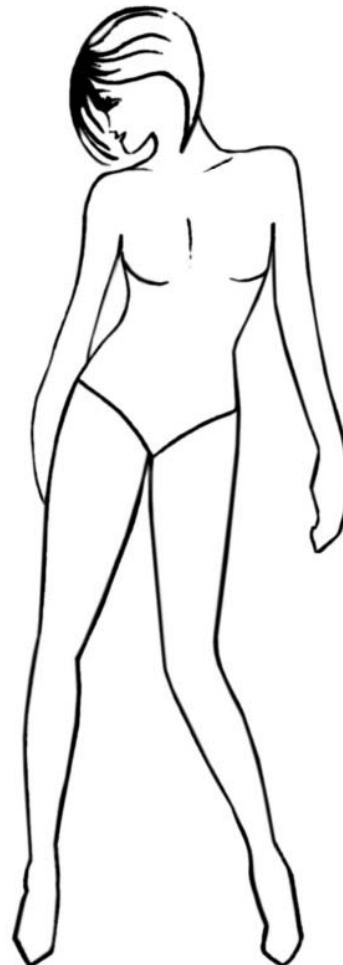
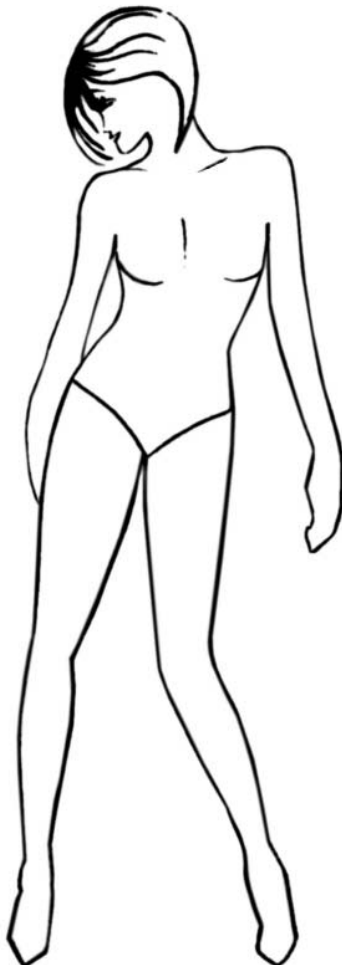
(2, 2 marks)

- b. Colour the soft toy.

(2 marks)


- 7a. Using the template to help you, design **two** outfits for a twelve-year old girl, suitable for a party.

- b. Draw **two** accessories that can be worn with each outfit.



(4, 4 marks)

8a. Name the **four** fibres obtained from these sources.



(i) S _ _ _ _ (ii) C _ _ _ _ _ (iii) L _ _ _ _ _ (iv) W _ _ _ _

(4 marks)

b. Choose **one** of the above fibres. _____

c. Draw the symbol and give the temperature for ironing this fibre.

Temperature _____



(2 marks)

d. Name **two** properties of this fibre.

(i) _____ (ii) _____

(2 marks)

e. List **two** items that can be made from this fibre.

(i) _____ (ii) _____

(2 marks)

Complete.

f. These fibres (*question 8a*) are all n _ _ _ _ _ . Two are v _ _ _ _ _ fibres because they come from plants, and two are animal fibres, because they come from animal sources.

(2 marks)