

JUNIOR LYCEUM ANNUAL EXAMINATIONS 2009

Directorate for Quality and Standards in Education
Educational Assessment Unit

FORM 4


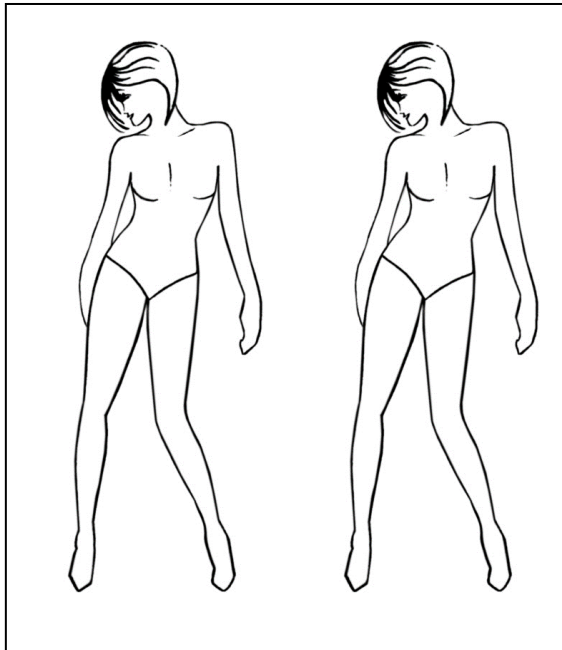
TEXTILES STUDIES

TIME: 1h 30min

Name: _____

Class: _____

- 1a. These trousers are designed for teenagers. Using the templates to help you, design another **two** pairs of trousers. Sketch tops and accessories to match the new trousers.



(3, 3, 2, 2, 2 marks)

- b. List **two** factors that influence fashion designers when they are designing new collections.

(2 marks)

- c. Give the names of **two** fashion designers which you admire.

(2 marks)

- d. Name a suitable fabric for **one** of the trousers.

Fabric _____

(1 mark)

- e. List **two** properties of this fabric.

(2 marks)

- f. Describe an experiment you could carry out to find out **one** of these properties. Draw a diagram of the experiment.

Experiment. _____

(1 mark)

Diagram

Method

(2, 3 marks)

2.



Cotton is widely used in the clothing industry, because of its natural good properties. It is often used as a blend with synthetic fibres.

- a. Name **one** common cotton/synthetic blend.

(1 mark)

- b. What properties will cotton gain when blended with this fibre? Name **two**.

_____ (2 marks)

- c. Prepare a care label to be attached to garments made from this fabric.

| | |
|-----------|---------|
| washing | drying |
| bleaching | ironing |

(4 marks)

- 3a. Identify the **two** pattern alterations shown in the diagrams.



(i) _____

(ii) _____

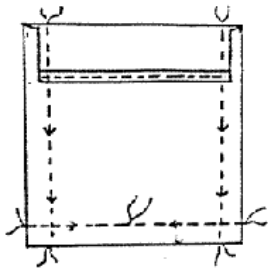
(2 marks)

b. Describe briefly how each pattern piece is altered.

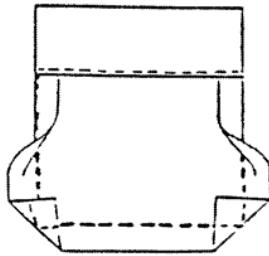
(i) _____

(ii) _____ (2, 2 marks)

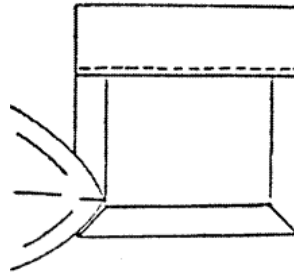
4. With the help of these diagrams, explain how to make a patch pocket.



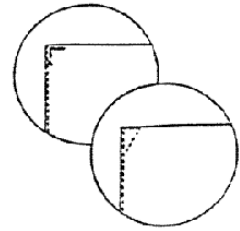
(i)



(ii)



(iii)



(iv)

(i) _____

(ii) _____

(iii) _____

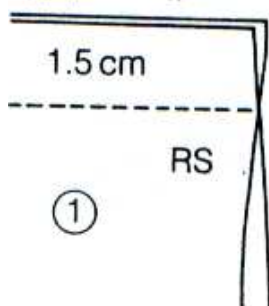
(iv) _____

(2, 2, 2, 2 marks)

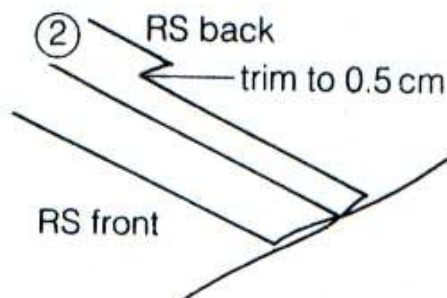
5. This seam is widely used when sewing trousers.

a. Name the seam _____

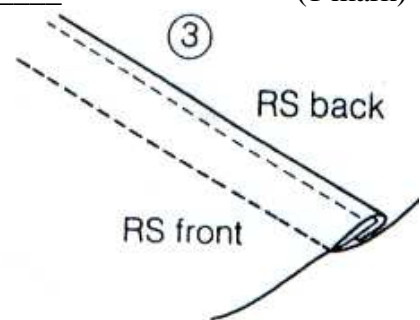
(1 mark)



(1)



(2)



(3)

b. Write in point form how to make up the seam.

(i) _____

(ii) _____

(iii) _____

(iv) _____

(v) _____

(vi) _____

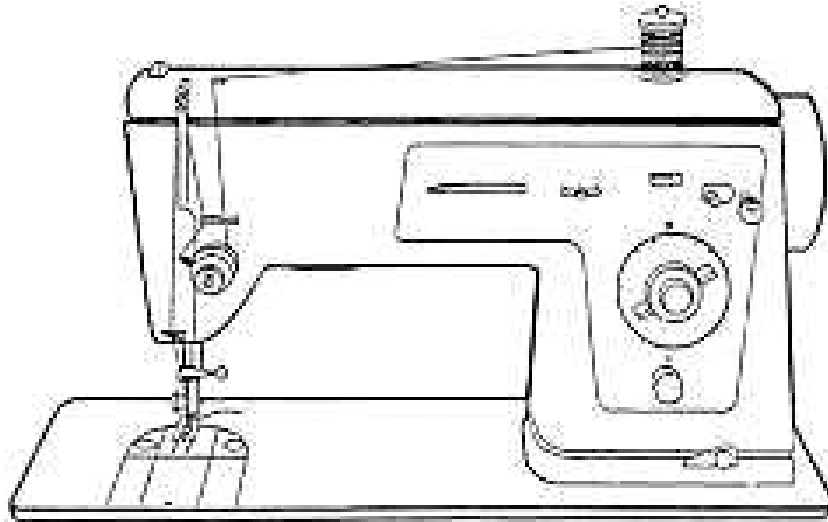
(6 marks)

6a. On the diagram of the sewing machine provided label the following parts:

- (i) tension discs (ii) balance wheel (iii) bobbin winder
(iv) needle clamp (v) stitch regulator (5 marks)

b. This machine does not have a free arm. What is the use of the free arm in a sewing machine?

(2 marks)



c. Name **three** important safety rules to be kept in mind when using a sewing machine.

- (i) _____
(ii) _____
(iii) _____

(3 marks)

d. Explain the difference between pressing and ironing.

(2 marks)

e.



This picture shows that soft toys for toddlers need to be chosen very carefully.

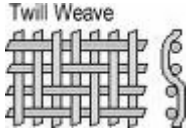
Name the risk for the child if he plays with this toy.

(1 mark)

f. What would make the toy safer for small children to play with?

(2 marks)

- g. Name **one** fabric commonly constructed (*made*) with a twill weave pattern.



- h. Name **one** important property of twill weave fabrics.


(1 mark)

- i. Name and draw another type of weave.

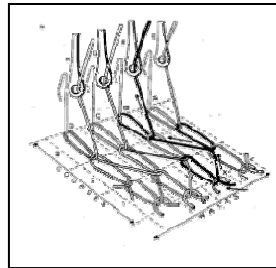
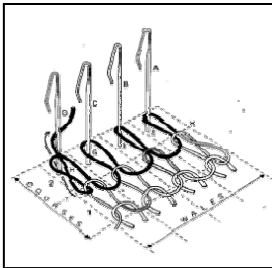
Name _____

(1 mark)

Draw →



- j.



Knitting is another way of making fabric. Name these **two** types of knitting. Give **one** property of each type of knitting.

(i) _____ (ii) _____

(2 marks)

(i) _____ (ii) _____

(2 marks)

- 7a. We often throw away clothes because they are no longer fashionable. This all goes into landfills causing pollution. Jeans and T shirts are the commonest clothes we discard (*throw away*). T shirts can be cut into strips and woven into rugs.

Sketch **two** ideas of what you can make from jeans, making clear diagrams of your work.



(2, 2 marks)

- b. The stitching of a new pair of jeans has frayed during the first wash. Write **three** things you have a right to ask for, when you go back with it to the shop to complain.

(i) _____

(ii) _____

(iii) _____

(3 marks)

8. This picture of a butterfly was created to be embroidered on a set of cushions for a playroom. On the picture mark these details:
- Choose **three** embroidery stitches and draw on the design, showing clearly where each stitch will be worked. Name each stitch used. (3, 3 marks)
 - Suggest a colour scheme using **three** colours. Colour in carefully without covering stitches. (3 marks)
 - Name a suitable fabric for the background. Give a reason for your choice. (1 mark)
Fabric _____
Reason _____ (2 marks)
 - Suggest **two** decorations that can be added to the design to make it more interesting. (2 marks)

 - Name **two** techniques (*methods*) that can be used to make up the design (*butterfly*). (2 marks)

 - Name **two** other items where this design can be used. (2 marks)
Example- the design can be stencilled on the curtains of the same room.

