

SECONDARY SCHOOL ANNUAL EXAMINATIONS 2005

Educational Assessment Unit – Education Division

FORM 2


TEXTILES STUDIES

TIME: 1h 30min

Name: _____

Class: _____

1a. Name the source (*origin*) of the natural fibre in the diagram.



Source _____

(1 mark)

b. Which fibre is produced by this animal?

Fibre _____

(1 mark)

c. Fill in the blanks to explain how this natural fibre is produced,

(*moth, cocoon, caterpillars, comes out, mulberry leaves*)

(i) _____ lays eggs.

(ii) Eggs hatch into _____ .

(iii) Caterpillar feeds on _____ .

(iv) Caterpillar spins _____ around itself.

(v) Moth _____ (emerges) from cocoon.

(5 marks)

d. Make a list of **four** items of clothing or accessories that are usually made from this fibre.

(i) _____

(ii) _____

(iii) _____

(iv) _____

(4 marks)

e. What does this label mean?



(1 mark)

f. Complete these symbols for taking care of this fibre.

Hand wash



Do not bleach



Iron with or cool iron



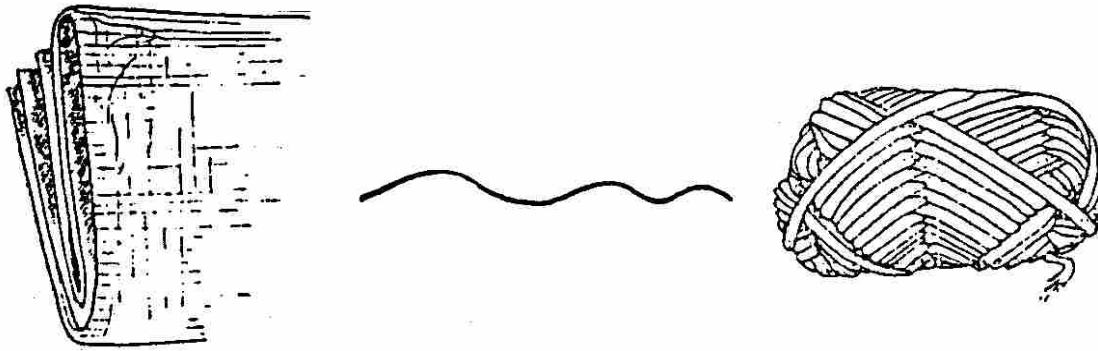
Dry Clean



(4 marks)

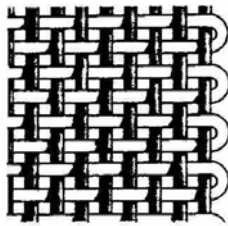
2a. Put each word in its right place

yarn, fabric, fibre



(3 marks)

b (i) Name this method of making fabric.



(1 mark)

(ii) Name **one** other method of making fabric.

(1 mark)

c. Write **four** short sentences about one of these methods of making fabric.

(i) _____


(ii) _____

(iii) _____

(iv) _____

(4 marks)

d. Complete this crossword about fibres and fabrics



Clues Across

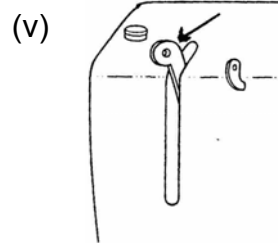


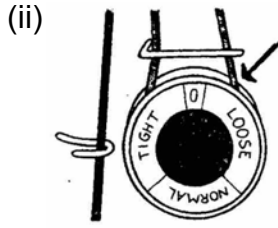
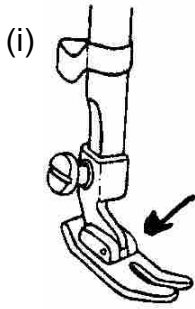
- 1. This method produces a fabric with no grain. f e l t i n g.
- 2. A fabric weave also known as hopsack weave. b _ _ _ _ _
- 3. A fabric obtained from sheep. w _ _ _
- 4. The firm edge down each side of the material which does not fray. s _ _ _ _ _ e.

Clued Down

- 5. A vegetable fibre c _ _ _ _ _
- 6. Knitted fabric will do this s _ _ _ _ _ h
- 7. Another word for thread y _ _ _
- 8. The horizontal thread in a piece of woven fabric. w _ _ _

(3, 4 marks)

3a. Name the parts of the sewing machine in the diagrams.
Give the use of each part.



Parts

Use

(i)	_____	_____
(ii)	_____	_____
(iii)	_____	_____
(iv)	_____	_____
(v)	_____	_____

(5, 5 marks)

b. What should you do when machining and:

(i) the thread breaks?

(ii) you keep getting looped stitches?

(1, 1 marks)

c. Give **four** rules about the care of an iron.

(i) _____

(ii) _____

(iii) _____

(iv) _____

(4 marks)

4a. Describe the fashion features of these **two** skirts.



A



B

(i) _____

(i) _____

(ii) _____

(ii) _____

(2, 2 marks)

b. Name **three** measurements needed to make a skirt.

(i) _____ (ii) _____ (iii) _____

(3marks)

c. Name a fabric suitable for **one** of the skirts.

Skirt



Fabric _____

(1 mark)

d. Name **two** properties of this fabric. (*An example has been done for you.*)

Properties (i) needs no ironing

(ii) _____

(iii) _____

(2 marks)

e. Name **three** sewing notions (*haberdashery items*) needed to make the skirt.

(i) _____ (ii) _____ (iii) _____

(3 marks)

f. With notes and diagrams, explain how to stitch the seam of the skirt.

Plain Seam (Open Seam)

Diagrams

Method

- (i) _____
- (ii) _____
- (iii) _____
- (iv) _____
- (v) _____

(2, 5 marks)

g. Complete these steps about making up the skirt.

(i) Mark pattern markings onto fabric.

- (ii) _____
- (iii) _____
- (iv) _____
- (v) _____
- (vi) _____
- (vii) _____
- (viii) _____

(7 marks)

h. Name and draw **three** other types of skirts fashionable this year.

(i) **Name** _____ (ii) **Name** _____ (iii) **Name** _____

Draw

Draw

Draw

(2, 2, 2 marks)

i. When buying skirts or clothes the consumer should see that:

example

(i) the fabric is of good quality.

Name **two** other points a consumer should consider.

- (ii) _____
- (iii) _____

(2 marks)

- j. Describe an experiment you have carried out at school to find out the property of a fabric.

Name of Experiment _____ (1 mark)

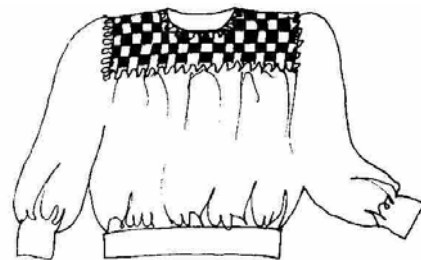
Diagram

Notes

- (i) _____
- (ii) _____
- (iii) _____
- (iv) _____
- (v) _____

(2, 5 marks)

5. This top is decorated with woven ribbons.



- a. Name **three** items that can be decorated in this way (*items can be garments, household articles or accessories*).

Draw each item

Item

Draw

(i) _____

(ii) _____

(iii) _____

(3, 3 marks)

- b. List **three** small tools required to make these items

(i) _____

(ii) _____

(iii) _____

(3 marks)