

SECONDARY SCHOOL ANNUAL EXAMINATIONS 2004

Educational Assessment Unit – Education Division

FORM 1

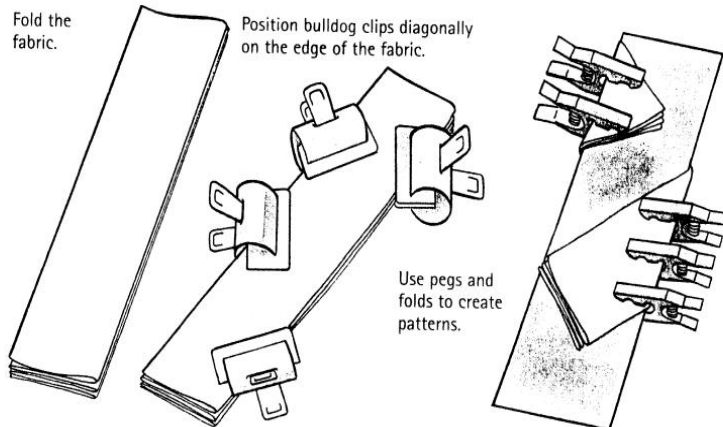
TEXTILES STUDIES

TIME: 1h 30min

Name: _____

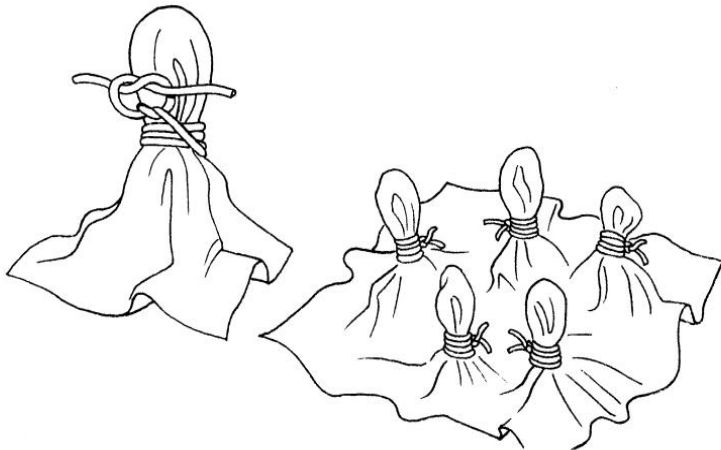
Class: _____

1a. Name this method of colouring fabric.



Random tying

Simply draw up the fabric using your fingers and tie with thread. Do this randomly over the fabric.



Method _____

(1 mark)

b. List **six** things needed to make these designs (*use diagrams to help you*).

(i) _____

(ii) _____

(iii) _____

(iv) _____

(v) _____

(vi) _____

(6 marks)

c. T. shirts can be dyed (*coloured*) in this way.

Name **three** other things that can be coloured using this method.

(i) _____ (ii) _____ (iii) _____

(3 marks)

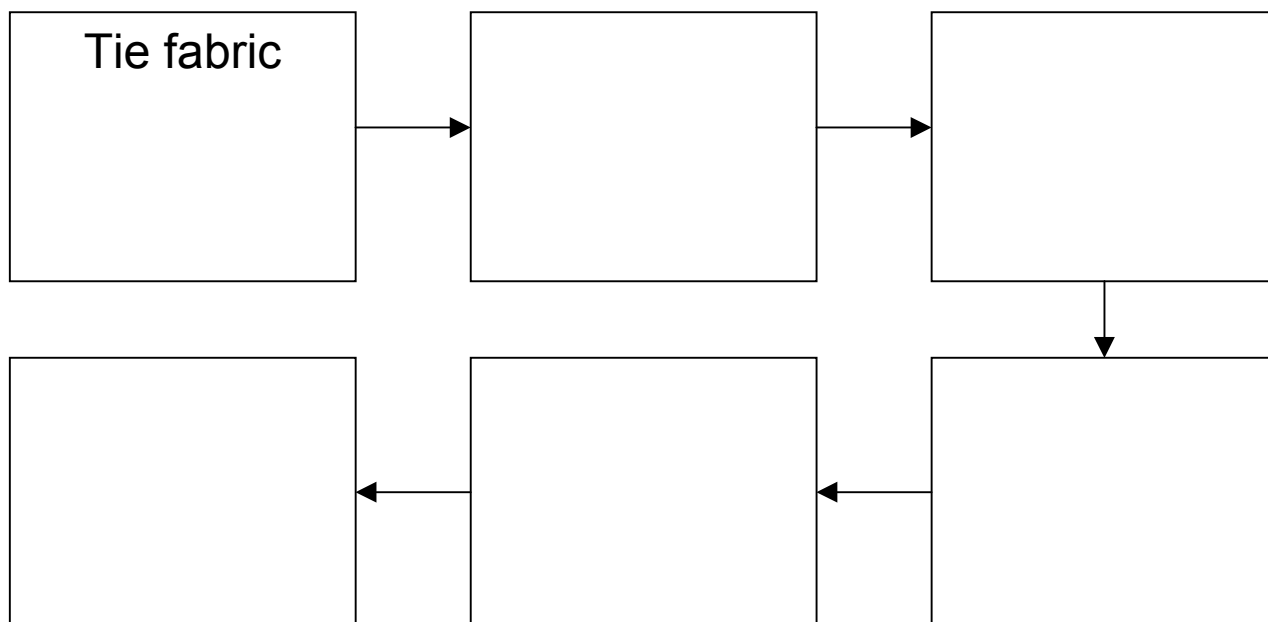
d. Name a fabric that can be easily coloured.

Give a reason for choosing this fabric.

Fabric: _____

Reason: _____ (1, 2 marks)

e. Write the order of work for making this method, by completing this flow chart.



(5 marks)

f. Name **two** safety rules to keep in mind when dyeing fabrics.

(i) _____

(ii) _____

(2 marks)

g. Fruit and vegetables are natural colours.

Name **three** natural food items that can be used to colour fabric.

example: curry powder can be used to colour fabric yellow.

(i) _____ (ii) _____ (iii) _____

(3 marks)

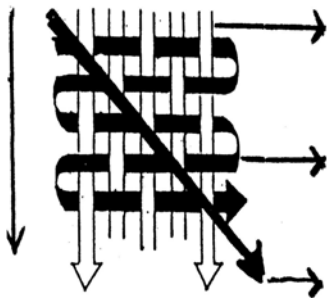
h. Fill in the blanks.

colour fabrics clean salt

Natural dyes help to keep the environment _____. But natural dyes are not _____ fast and fade easily when washed.

_____ and vinegar can be used to make _____ colourfast, because they help to fix the dye. (4 marks)

i. On the diagram mark:




- (i) the warp thread
- (ii) the weft thread
- (iii) the selvedge
- (iv) the bias

(4 marks)


j. Draw arrows to match the methods of making fabrics.



Knitting



Weaving




Non-Woven

(3 marks)

2a. Bathroom accessories are washed regularly.

In a bathroom, we find towels, bath robes, mats and curtains. Look at the bathroom picture. All accessories are made from cotton. Make a list of **three** properties of cotton.



Properties of cotton

(i) _____

(ii) _____

(iii) _____

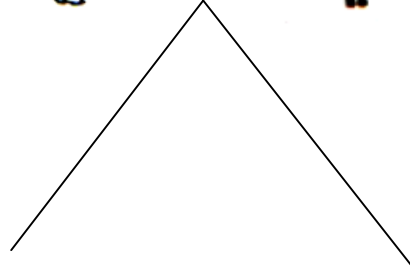
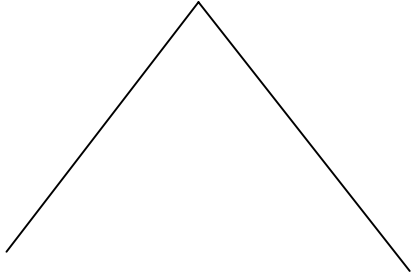

(3 marks)

b. Give the symbol and temperature for ironing cotton.

	Symbol	Temperature
Cotton		

(2 marks)

c. Fill in the name of the fibres

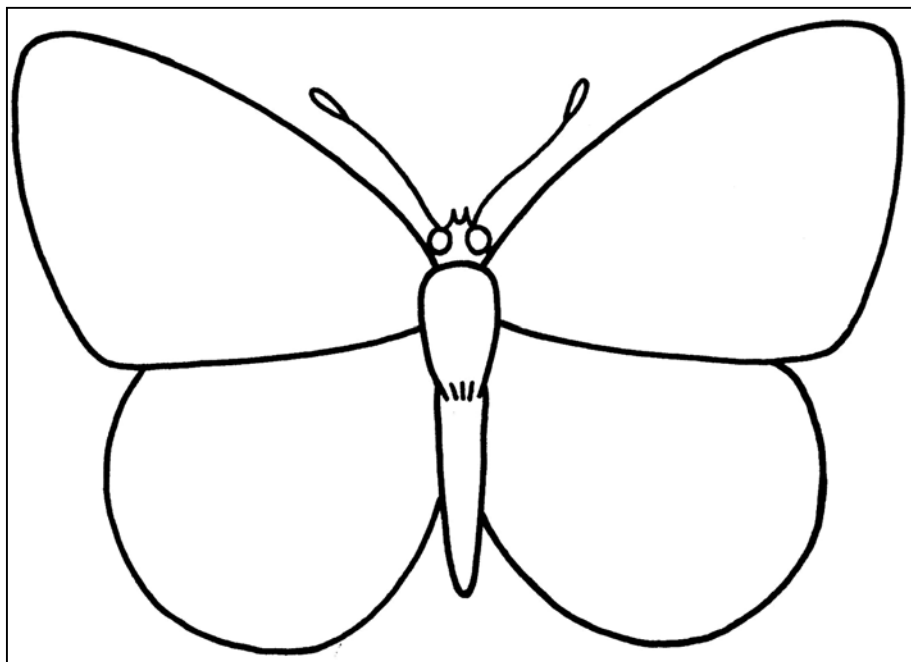


C L S W

(4 marks)

d. The bathroom in question 2a needs a curtain. This design (*butterfly*) will be used to decorate the curtain. Fill in the design showing

- (i) **two** types of fabric
- (ii) **one** colour for the curtain.
- (iii) **three** colours for applique
- (iv) **five** embroidery stitches.

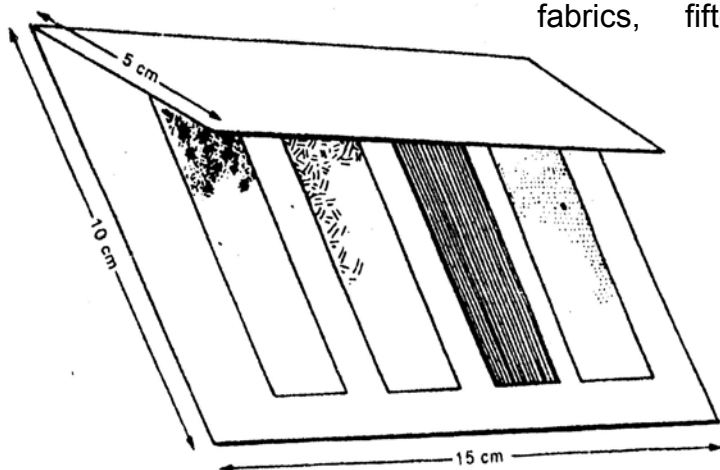


(2, 1, 3, 5 marks)

- e. It is important for curtains to be sunlight resistant. With the help of this diagram, fill in the sentences for carrying out this experiment.

Sunlight Resistance

fabrics, fifteen, sunlight, 5



Method

1. Cut cardboard and bend _____ cm as shown.
2. Cut samples of _____ 2 cm by 8 cm.
3. Staple to cardboard as shown.
4. Expose to _____.
5. Check after _____ days.

(4 marks)

- f. Make a list of things needed to carry out this experiment.

(i) _____ (ii) _____ (iii) _____

(3 marks)

- g. List **four** points to keep in mind when buying bathroom accessories.

(i) _____

(ii) _____

(iii) _____

(iv) _____

(4 marks)

- 3a. Draw these stitches

- herringbone stitch
- machining (*straight stitch*)
- chain stitch
- overlock or overcasting

Draw

(4 marks)

b. These stitches are all p _____ stitches. (1 mark)

c. Draw these stitches. Give the use of each stitch.

Draw

(i) Tailors' Tacking

Use _____

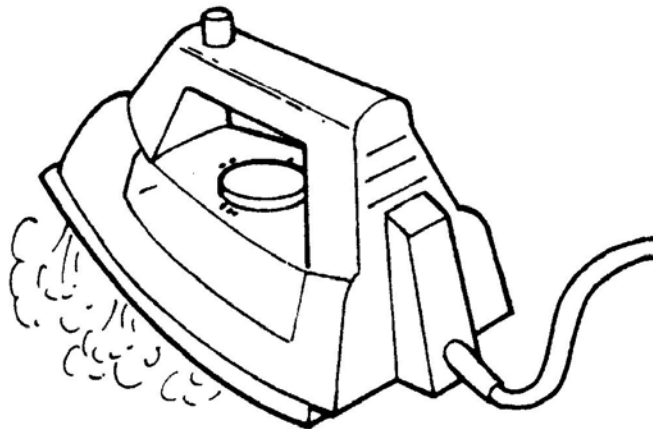
(ii) Even Tacking

Use _____

(2, 2 marks)

d. These stitches are all t _____ stitches. (1 mark)

4a. A steam iron should have these important features. Give a reason for each.



(i) A steam iron should have a transparent (*see through*) water tank.

Reason _____

(ii) It should be lightweight.

Reason _____

(iii) Have a temperature regulator marked with symbols.

Reason _____

(3 marks)

b. Name and draw **four** other pressing tools.

Name

Draw

(i)

(ii)

(iii)

(iv)

(4, 4 marks)

c. List **four** parts of the sewing machine.

(i) _____

(ii) _____

(iii) _____

(iv) _____

(4 marks)

d. Name **two** important tools you should have in your sewing machine tool box.

(i) _____

(ii) _____

(2 marks)

e. Name and draw:

	Draw ↓	Draw ↓	
Two measuring tools			
Name →			← Name
Two cutting tools			
Name →			← Name

(2, 2, 2, 2 marks)