

SECONDARY SCHOOL ANNUAL EXAMINATIONS 2002

Educational Assessment Unit – Education Division

FORM 1 TEXTILES STUDIES (NEEDLECRAFT) TIME: 1h 30min

Name: _____

Class: _____

1.



The picture was created by using geometrical shapes. **Embroidery** stitches were used on the design.

a. Name **two** embroidery stitches used on the design.


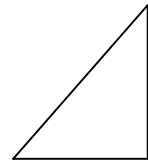
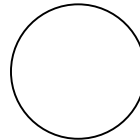
(i) _____

(ii) _____

(2 marks)

b. You are going to make a wall hanging for your sister's nursery.

Create a suitable design using these geometrical patterns. (*The shapes can be used more than once*)



(4 marks)

c. The fabric used for the background was dyed Black.
Describe briefly how the fabric was dyed.

- (i) _____
- (ii) _____
- (iii) _____
- (iv) _____
- (v) _____

(5 marks)

d. List **four** other colours used on the collage.

- (i) _____ (ii) _____
- (iii) _____ (iv) _____

(4 marks)

e. Name **three** different types of fabrics used and give a reason for your choice.

Fabric

Reason

- | | |
|-------------|-------|
| (i) _____ | _____ |
| (ii) _____ | _____ |
| (iii) _____ | _____ |

(3, 6 marks)

f. List **two** items used to decorate the wall hanging.

- (i) _____ (ii) _____

(2 marks)

g. Draw and name **two** tacking stitches used on the wall hanging.

Sketch

Name

- | | |
|------|-------|
| (i) | _____ |
| (ii) | _____ |

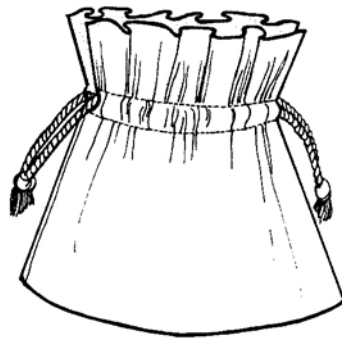
(2 marks)

h. How should a fabric collage be finished after all the work has been done?

- (i) _____
- (ii) _____
- (iii) _____

(3 marks)

2. The **bag** in the picture is made from strong **Red** cotton fabric.



a. Name the type of **fabric** suitable to make the bag.

Fabric _____

(1 mark)

b. Is **red** a primary or a secondary colour?

_____ (1 mark)

c. Draw the symbol for cotton



(1 mark)

d. Why is cotton suitable to make the bag?
Name **one** reason.

_____ (2 marks)

e. The open seam was used to sew the bag.
Describe how to work this seam. (*use sketches*)

Method

Sketches

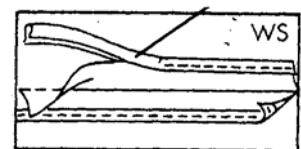
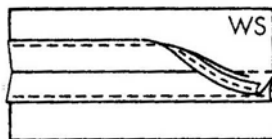
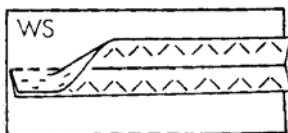
(i) _____

(ii) _____

(iii) _____

(3, 2 marks)

f. Open seams must be neatened to avoid fraying. The diagrams show **three** methods of neatening seams. Name each method.



(i) _____

(ii) _____

(iii) _____


(3 marks)

g. Cotton is an easy care fabric.
Draw the care label symbols for:

washing



hang dry



ironing



(3 marks)

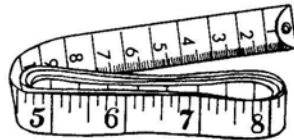
3. All these items of textile equipment are available in the needlework room.

a. Name each item.



(ii)

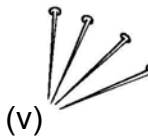
(i)



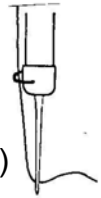
(iii)



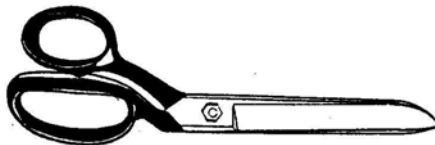
(iv)



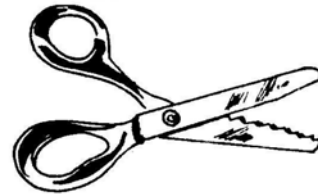
(v)



(vi)



(vii)



(viii)

(i) _____

(v) _____

(ii) _____

(vi) _____

(iii) _____

(vii) _____

(iv) _____

(viii) _____

(8 marks)

b. Press as you sew is a good motto while sewing.
Name **two** different types of irons.

(i) _____

(ii) _____

(2 marks)

c. List **two** other pressing equipment and state their use.

(i) Name _____

(ii) Name _____

Use _____

Use _____

(2, 2 marks)

d. Your mother bought a new iron. When she started to use it, she found the thermostat was faulty.

(i) What is the use of the thermostat in the iron?

_____ (1 mark)

(ii) Should she return it to the shop after she has used it?

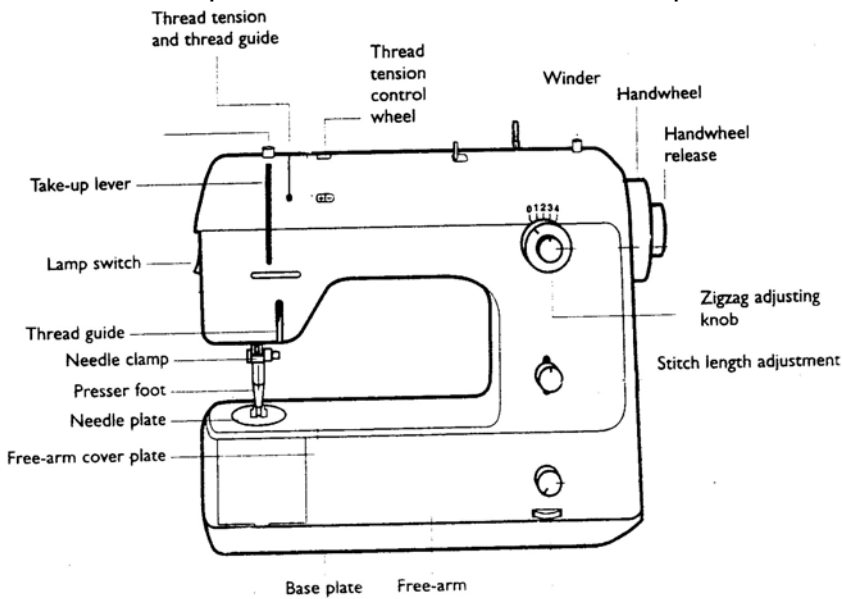
_____ (1 mark)

(iii) List **two** steps she should take as a consumer in this situation.

• _____

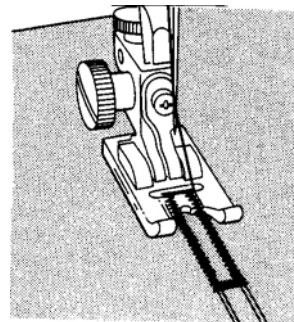
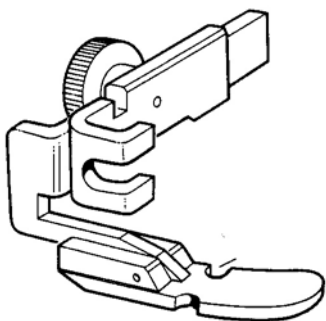
• _____ (4 marks)

e. It is important to thread the **sewing machine** correctly. Using the sewing machine in the picture, describe how the thread passes from the spool pin to the needle.



(4 marks)

f. Name the **two** sewing machine attachments in the pictures and give their use.



(i) **Sewing machine Attachment**

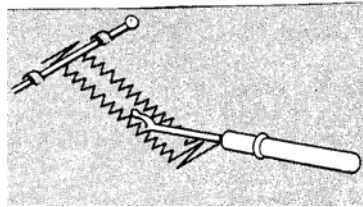
Use _____

(ii) **Sewing machine Attachment**

Use _____

(2, 2 marks)

g. What is the name of this tool?

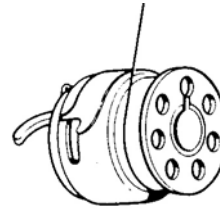


(1 mark)

h. Name these **two** attachments of the sewing machine.

(i) _____

(ii) _____



(1 mark)

What is their function (*work*) in the sewing machine?

_____ (2 marks)

4. Silk is a strong, soft, shiny fabric.
The pictures below show how the silk moth produces the silk thread.



a. Number the process in the correct order.

	silkworm stops eating and spins cocoon.
	eggs hatch into silkworms.
	silk moth lays eggs.
	silkworm feeds for five weeks.
	silk thread spun and woven into fabric.
	silkworm killed and silk taken from the cocoon.

(6 marks)

b. Why do you think silk is an expensive fabric?

_____ (1 mark)

c. List **three** items made from silk.

(i) _____ (ii) _____

(iii) _____ (3 marks)

d. Draw the iron symbol for pressing silk.

Symbol



(1 mark)

5. Uniforms should be worn for school.

a. List **two** advantages of having a uniform for school.

(i) _____

(ii) _____ (2 marks)

b. Your school has decided to change your summer uniform. Design an outfit suitable for summer.

(2 marks)

c. Suggest a fabric suitable for each item of your winter school uniform.

Garment

Fabric

(i) skirt _____

(ii) blouse _____

(iii) jersey _____

(iv) blazer _____

(4 marks)

d. Different fabrics react differently when soaked in water.

Underline the correct reaction for cotton

the water stays on the surface



— ‘repellent’

the water is absorbed slowly



— ‘absorbs slowly’

the water disappears immediately



— ‘very absorbent’

(2 marks)