

SECONDARY SCHOOLS ANNUAL EXAMINATIONS 2001

Educational Assessment Unit – Education Division

FORM 3

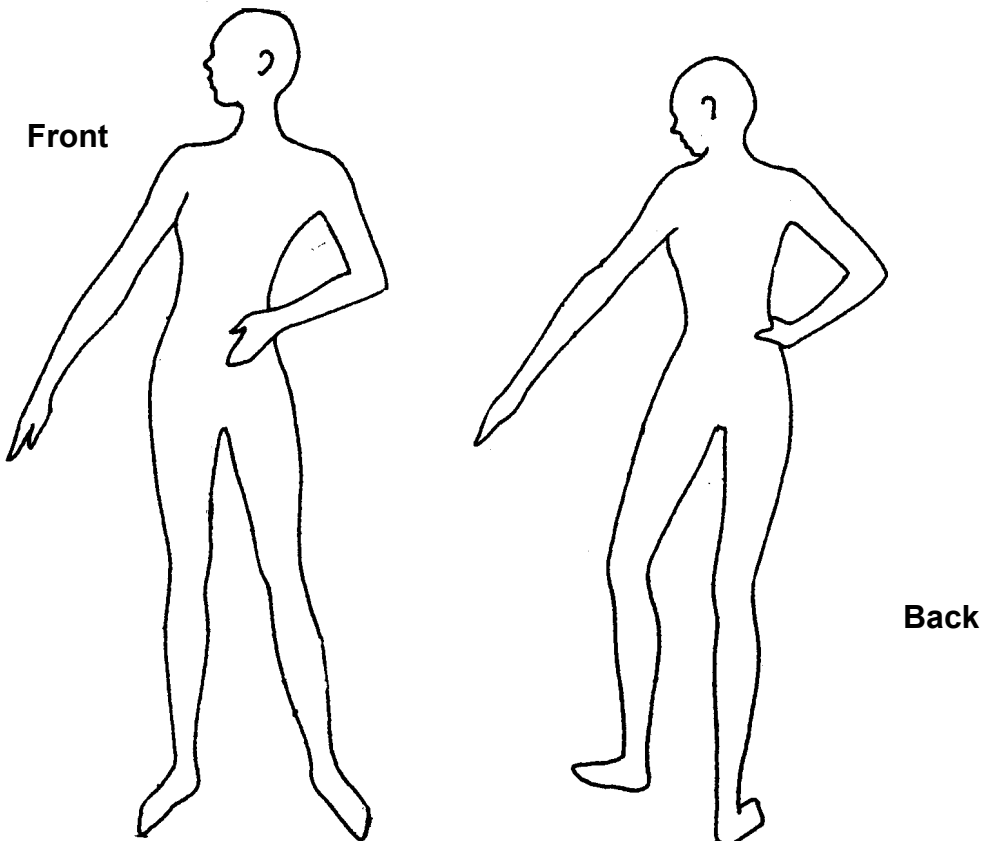
NEEDLECRAFT

TIME: 1 hour 30 min.

Name: _____

Class: _____

- a. Using these figures, sketch a top and skirt suitable for you to wear for a special occasion.



(2,2 marks)

- b. List **two** style features of the top and **two** style features of the skirt.

Style Features

Top

(i) _____

(ii) _____

Skirt

(i) _____

(ii) _____

(2,2 marks)

- c. Name **four** important things you should do before cutting out the fabric.

(i) _____





(ii) _____

(iii) _____

(iv) _____

(4 marks)

d(i) Give the meaning of these pattern markings.

| Pattern marking or symbol | Meaning |
|---|---------|
|  | |
|  | |
|  | |
|  | |

(4 marks)

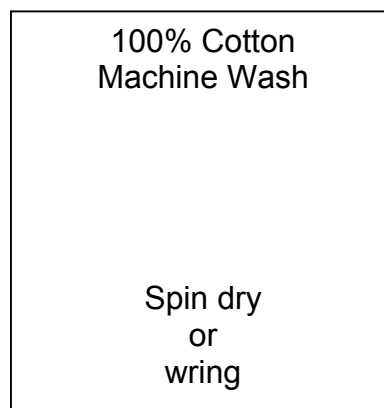
(ii) Pattern markings help us to _____ (1 mark)

e. Name **one** fabric suitable for making the top. Why did you choose this fabric?

Fabric: _____ (1 mark)

Reason: _____ (1 mark)

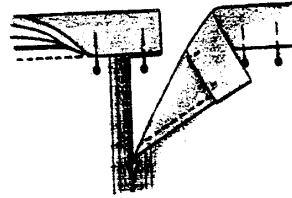

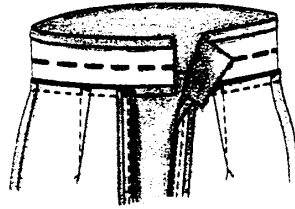

f. This care label was found on a woollen top. Make up a new label for a top made of cotton, by changing the symbols.



put new symbols here.

(5marks)

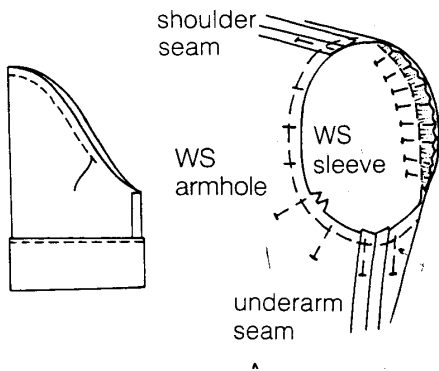
g. Look at the following diagrams and describe how to attach the waistband to the skirt.



- (i) _____
- (ii) _____
- (iii) _____
- (iv) _____

(4 marks)

h. The diagrams below show how to insert a sleeve into the armhole. Write the method in short points.



- (i) _____
- (ii) _____
- (iii) _____
- (iv) _____

(4 marks)

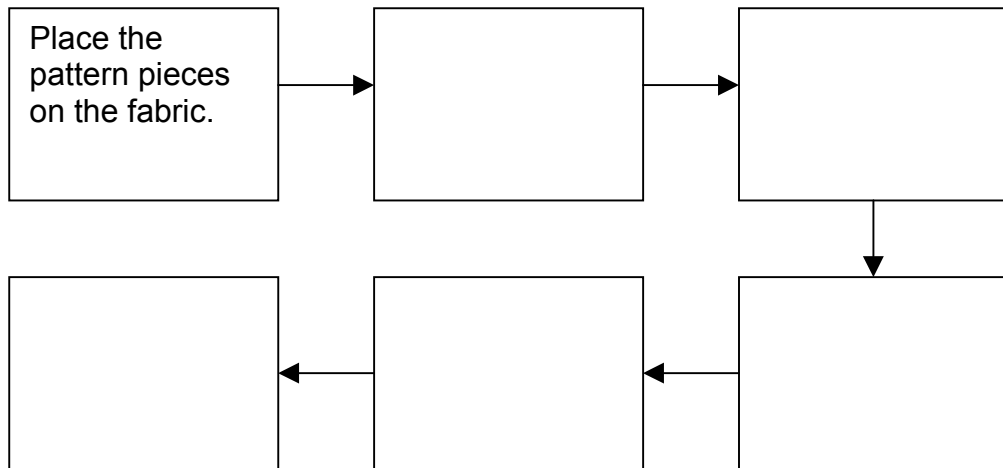
i. If the fabric frays how would you neaten it?

Method

Draw

(2 marks)

j. Write the order of making up (*sewing*) the top.




(5 marks)

k. Draw a design for the top in question (a)
Label with colours, stitches and techniques used.

Top (Front)

Design



(2, 2, 2, 2) marks


l. With notes and diagrams, explain how you would make up the hem of a skirt.

Diagrams

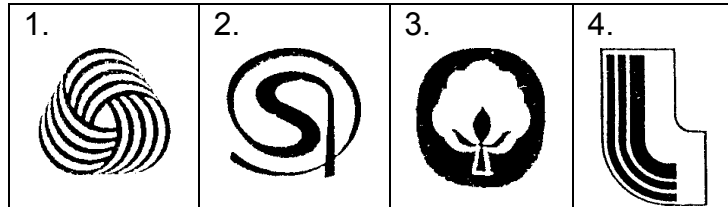
Notes

- (i) _____
- (ii) _____
- (iii) _____
- (iv) _____

(2, 4 marks)



2. The cushion cover in the picture is made from cotton.
- a. Choose the symbol for cotton and mark it with an (x)



(1 mark)

- b. The design is tie dyed.
Name a cotton fabric suitable for Tie & Dye.

Fabric _____

(1 mark)

- c. Is it a woven  or a knitted  fabric? _____

(1 mark)

- d. Which thread is put lengthwise on the loom?

Thread _____

(1 mark)

- e. Describe an experiment to show that cotton creases.

(2 marks)

- f. Tie and Dye is a resist dying process. Suggest another technique instead of Tie and Dye.

Technique _____

(1 mark)

- g. What is put in the dye bath so that the colour will not run?

(1 mark)

- h. List **three** other items which can be made up from a tie dyed piece of fabric.

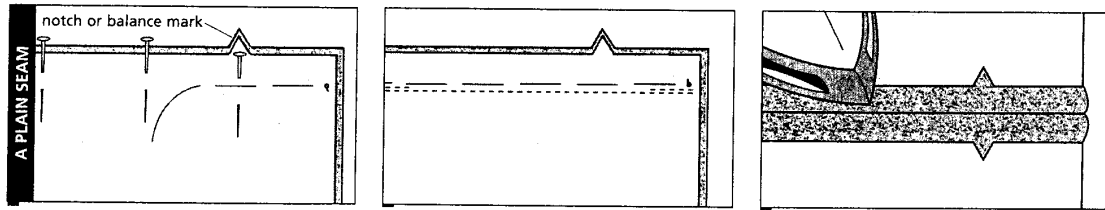
(i) _____

(iii) _____

(ii) _____

(3 marks)

- i. The open seam was used to sew the cushion cover together. With the help of these diagrams, describe how to work this seam.



- (i) _____ (ii) _____ (iii) _____

(3 marks)

- j. Name **two** other seams used in dressmaking.

Seams (i) _____
 (ii) _____

(2 marks)

- k. Temporary stitches were used to prepare this seam. Name and draw **two** temporary stitches.

| Name | Draw |
|------------|-------|
| (i) _____ | _____ |
| (ii) _____ | _____ |

(2, 1 marks)

- l. Pins were used to pin the fabric together. List the other sewing tools used to sew the cushion cover. Give their use.

| Tools | Use |
|-------------|-------|
| (i) _____ | _____ |
| (ii) _____ | _____ |
| (iii) _____ | _____ |
| (iv) _____ | _____ |
| (v) _____ | _____ |

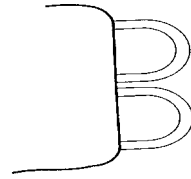

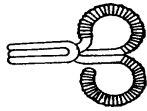
(5 marks)

- m. The cushion cover is fastened with a zip. Name another type of fastening instead of a zip, suitable for the cushion cover.

Fastening _____

(1 mark)

n. Look at the three fastenings illustrated below.



(i)

(ii)

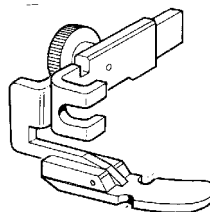

(iii)

Name each fastening and suggest a suitable place on a garment for each fastening. Use sketches.

| Fastening | Place on garment | Sketch |
|-------------|------------------|--------|
| (i) _____ | _____ | |
| (ii) _____ | _____ | |
| (iii) _____ | _____ | |

(3, 3, 3 marks)

o. Name the following sewing machine attachments and suggest where each have been used to sew the cushion cover.



Name _____

Name _____

Use _____

Use _____

(2, 2 marks)

p. Safety is important when using the sewing machine. List **two** safety rules you should follow when using a sewing machine.

(i) _____

(ii) _____

(2 marks)



3. Suggest **two** properties for this group of woolen textile items.

(i) _____

(ii) _____

(2 marks)

4. Finishes improve fabrics.

Choose from the following list a suitable fabric finish for each textile item below. The first one has been done for you.

flame-proof, crease-resistant, water-repellant, mothproof, shrink-resistant.

(i) Pleated skirt

Fabric Finish

Permanent Press

(ii) Raincoat

(iii) Woollen cardigan (*jersey*)

(iv) Kitchen curtain.

(3 marks)

5. Sales are widely advertised.

List **one** advantage and **one** disadvantage of buying clothes during sales.

Advantage

Disadvantage

(2 marks)

