

X236/201

NATIONAL
QUALIFICATIONS
2007

TUESDAY, 22 MAY
9.00 AM – 11.00 AM

MODERN STUDIES
INTERMEDIATE 2

This Examination Paper consists of 3 Sections. Within each Section there is a choice of Study Themes. There is one question for each Study Theme.

Section A – Political Issues in the United Kingdom (answer one question)

Question 1 Study Theme 1A Government and Decision Making in Scotland Pages 3 – 7
Question 2 Study Theme 1B Government and Decision Making in Central Government Pages 9 – 13

Section B – Social Issues in the United Kingdom (answer one question)

Question 3 Study Theme 2A Equality in Society: Wealth and Health in the United Kingdom Pages 15 – 17
Question 4 Study Theme 2B Crime and the Law in Society Pages 19 – 21

Section C – International Issues (answer one question)

Question 5 Study Theme 3A The Republic of South Africa Pages 23 – 25
Question 6 Study Theme 3B The People's Republic of China Pages 26 – 27
Question 7 Study Theme 3C The United States of America Pages 28 – 29
Question 8 Study Theme 3D The European Union Pages 30 – 31
Question 9 Study Theme 3E Development in Brazil Pages 32 – 33

Total Marks – 70

- 1 Read the questions carefully.
- 2 You must answer **one** question from **each** of Section A, Section B and Section C.
- 3 You must answer **all** parts of the questions you choose. Questions in Section A each have four parts; questions in Sections B and C each have three parts.
- 4 You should spend approximately 40 minutes on each Section.
- 5 If you cannot do a question or part of a question, move on and try again later.
- 6 Write your answers in the book provided. Indicate clearly, in the left hand margin, the question and section of question being answered. Do not write in the right hand margin.



[BLANK PAGE]

SECTION A – POLITICAL ISSUES IN THE UNITED KINGDOM

Answer **ONE** question only:

Question 1 Study Theme 1A – Government and Decision Making in Scotland
on pages 3–7

OR Question 2 Study Theme 1B – Government and Decision Making in Central Government
on pages 9–13

STUDY THEME 1A: GOVERNMENT AND DECISION MAKING IN SCOTLAND

Question 1

- (a) MSPs can represent their constituents in the Scottish Parliament in a number of ways.

Describe, **in detail**, **two** ways MSPs can represent their constituents in the Scottish Parliament.

(4 marks)

- (b) The Scottish Executive has been made up of a coalition of two parties since 1999.

Explain, **in detail**, why some people believe a coalition is a good way of governing Scotland.

(6 marks)

[Turn over

Question 1 (continued)

(c) Study Sources 1, 2 and 3 below and opposite, then answer the question which follows.

SOURCE 1

Make Poverty History Campaign

The Make Poverty History Campaign organised a demonstration to put pressure on the leaders of the eight richest countries in the world, known as G8. The demonstration, which took place in July 2005 in Edinburgh, was one of the largest ever in Scotland. It aimed to influence the G8 leaders meeting in nearby Gleneagles.

The leaders would be meeting to consider aid, trade and debt relief for the poorest nations in the world. Almost a quarter of a million people from all walks of life and from all over the UK came to Edinburgh to tell the G8 leaders that real action must be taken to reduce poverty around the world. First Minister, Jack McConnell and Chancellor of the Exchequer, Gordon Brown, both attended the demonstration and expressed their support for the campaign.

The demonstration was made up of young, middle-aged and older people, members of trade unions, church groups and anti-poverty organisations. On a sunny day, the thousands attending listened to speeches and music and marched around Edinburgh getting their message across to the newspapers and television broadcasters who covered the event.

It was a pity that many of the reports the next day focussed upon the small group of radical protesters who threatened to break away from the official demonstration and cause violence and damage.

SOURCE 2

Direct Action at G8 Summit

As the leaders of the G8 countries met behind a ring of steel at Gleneagles Hotel, violence erupted outside. Dozens of protesters disrupted traffic across Scotland by sitting down in the middle of motorways and blocking railway lines. A few attacked buildings and cars in nearby Stirling, leading to violent confrontations with the police.

Later that day, as the protest march at Gleneagles came to an end, a few hundred protesters tried to break down the steel fence surrounding the hotel. Hundreds of police were moved into the area to stop the demonstrators breaking through. Police using riot shields, batons and dogs kept the protesters out and there were casualties on both sides.


The violent protests gained a lot of publicity in the media. Make Poverty History campaigners criticised the violence and claimed it had nothing to do with the message they were trying to get across. First Minister, Jack McConnell, said the violence and property damage would not help the poorest countries in Africa.

Groups such as Dissent, the Wombles and the Clandestine Insurgent Rebel Clown Army, felt they were successful in forcing the leaders of rich countries to listen. They urged the public to continue other forms of direct action such as boycotting products to put pressure on the rich countries.

Question 1 (c) (continued)

SOURCE 3

Result of Survey on Involvement in Forms of Political Action

Level of participation in activity	Survey Question: Over the past twelve months, have you taken part in any of the following actions to influence rules, laws or policies?	
	Form of Action	Percentage answering yes
Less active participation  More active participation	Donated money to an organisation	67%
	Signed a petition	50%
	Bought certain products as part of a campaign	39%
	Raised funds for an organisation	32%
	Worn or displayed a campaign badge or sticker	28%
	Attended a political meeting or rally	7%
	Taken part in a public demonstration	6%
	Boycotted certain products	41%
	Contacted the media	11%
	Participated in illegal protest activities	2%

Pressure Groups can only achieve their aims if they use direct action and illegal methods.

View of Bob Ure

Using Sources 1, 2 and 3 above and opposite, give **two** reasons to **support** and **two** reasons to **oppose** the view of Bob Ure.

Your answer must be based entirely on the Sources.

You must use information from each Source in your answer.

(8 marks)

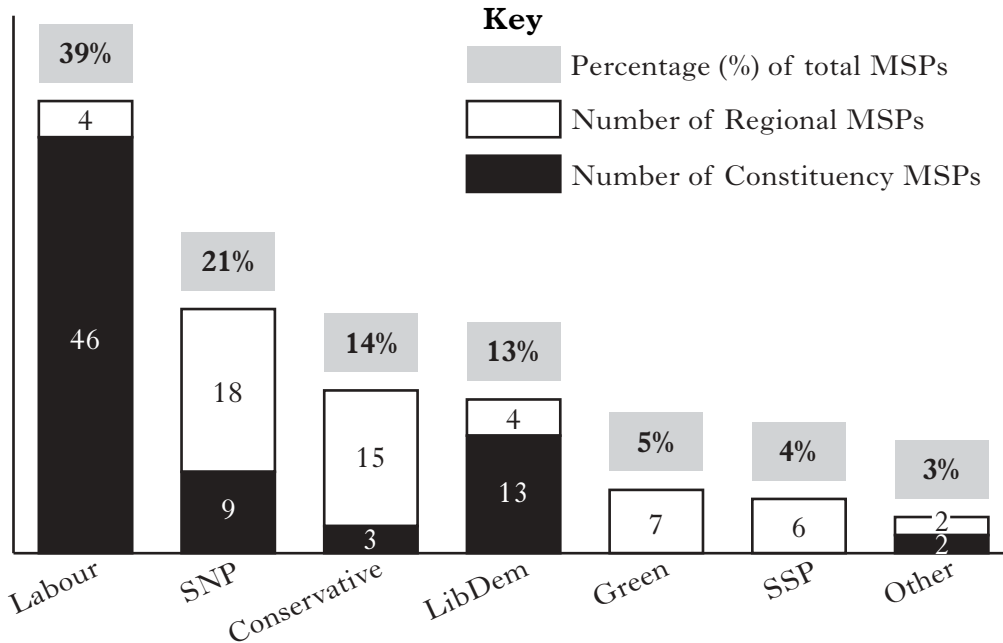
[Turn over

Question 1 (continued)

(d) Study Sources 1, 2 and 3 below and opposite, then answer the question which follows.

SOURCE 1

Number of Constituency and Regional MSPs and Percentage (%) of MSPs by Party; Scottish Parliament Election 2003



SOURCE 2

Percentage (%) of Vote by Region for the Scottish Parliament, 2003

Region	Labour	SNP	Conservative	Lib Dem	Green	SSP	Other
Central Scotland	40.4	22.5	9.2	5.9	4.7	7.2	10.1
Glasgow	38.3	17.2	7.6	7.3	7.2	15.4	7.0
Highlands and Islands	22.3	23.4	16.0	18.8	8.3	5.3	5.9
Lothians	24.5	16.2	15.1	11.0	12.0	5.4	15.7
Mid Scotland and Fife	25.3	23.0	17.6	12.0	6.9	4.6	10.6
North East Scotland	20.2	27.3	17.4	18.8	5.2	4.2	6.9
South of Scotland	30.0	18.4	24.2	10.3	5.7	5.4	6.0
West of Scotland	32.6	19.6	15.7	12.3	5.7	7.2	7.0
Scotland	29.4	20.9	15.5	11.8	6.9	6.7	8.9

Question 1 (d) (continued)

SOURCE 3

Result of Scottish Parliament Election 2003

Under the Additional Member System (AMS) used for Scottish Parliament elections, voters have two votes each. The first vote is to elect a constituency MSP using the First Past the Post system. The second vote is for a regional MSP using the Party List system. This method of voting produces a result which is fairly, but not completely, proportional in the way the parties are represented.

No party achieved an overall majority in the 2003 election because the AMS is a proportional voting system. After the 1999 election and in 2003, a coalition was formed between the Labour Party and the Liberal Democrats. Although the Labour Party was the biggest party in both elections that have been held, its support varies across the country. Even although Scotland is a fairly small country there are considerable variations in the support parties receive across the different regions.

A total of 129 MSPs are elected to the Scottish Parliament. One result of the AMS method of voting is that a wide range of parties and others are elected to the Parliament. Parties such as the Greens and the Scottish Socialist Party (SSP) are represented in the Scottish Parliament although they have no representatives in the UK Parliament.

Using Sources 1, 2 and 3 above and opposite, what **conclusions** can be drawn about the result of the Scottish Parliament Election in 2003?

You should reach conclusions about at least **three** of the following:

- success of different parties in the election
- formation of the Scottish Executive
- fairness of the Additional Member System of voting
- differences across the regions of Scotland.

You must use information from all the Sources. You should compare information within and between the Sources.

(8 marks)

NOW GO TO SECTION B ON PAGE 15

[BLANK PAGE]

STUDY THEME 1B: GOVERNMENT AND DECISION MAKING IN CENTRAL GOVERNMENT

Question 2

- (a)

MPs can represent their constituents in the House of Commons in a number of ways.

Describe, **in detail**, **two** ways MPs can represent their constituents in the House of Commons.

(4 marks)

- (b)

The UK Government is usually a majority government, made up of only one political party.
--

Explain, **in detail**, why some people believe a majority government, made up of only one political party, is a good way of governing the UK.

(6 marks)

[Turn over

Question 2 (continued)

(c) Study Sources 1, 2 and 3 below and opposite, then answer the question which follows.

SOURCE 1

General Election 2005 Factfile

- On 5 May 2005, Labour won 355 seats, 47 fewer than in 2001. This was a majority of 65 over all the other parties combined. The Conservatives won 197 seats; an increase of 33, and the Liberal Democrats won 62, an increase of 11.
- Labour gained 35.2% of the vote, the lowest share ever by a winning party at a UK General Election and 5.5% less than in 2001.
- Turnout in the election was 60.6% in Scotland and 61.3% in the UK as a whole.
- It is common during a General Election for newspapers to sell more copies during the campaign as voters wish to find out more about the issues.
- News broadcasts on television report higher viewing figures during the weeks before election day.
- In a survey of electors, it was reported that most had a greater trust in what was reported about politics on television compared with newspaper coverage.
- Many voters felt that there was too much coverage of politics in the media.

SOURCE 2

Survey of Newspaper Readers in Scotland

	Percentage (%) of readers who believe voting is a responsibility	Percentage (%) of readers who voted in the last General Election
Herald	89%	87%
Scotsman	95%	89%
Express/Mail	82%	82%
Record/Mirror	69%	71%
Sun	59%	55%
Does not read newspaper	59%	57%

Question 2 (c) (continued)

SOURCE 3

**Adapted extracts from selected newspapers in Scotland
during the 2005 General Election**

The Scotsman

Labour should be returned to power, but with a sharply reduced majority . . .
To achieve this result, voters should consider tactical voting to punish Labour in its marginal constituencies. In particular, voters should favour independent-minded individuals capable of criticising not only the Government but also their own party leaders.

The Scottish Daily Mail

Conservative leader, Mr Howard, has shown enormous stamina and courage in reviving his party. The Conservatives may still seem something of a one-man band but at least they offer the hope of restoring honesty to public life and introducing sensible policies on Europe and the economy. It is because we believe these reforms are vital to the future of Britain that this paper supports the Conservatives.

The Herald

Today, the Prime Minister deserves to be punished at the polls for Iraq. Ideally, Labour will be returned to power with a much-reduced majority that causes Mr Blair to leave office much earlier than planned. The country needs a strong opposition criticising the Government from a position of strength.

The Sunday Mail

This General Election is not just a vote on Iraq, a war we are still 100 per cent against. It is a simple choice between a Labour or a Conservative Government . . . Labour is the only party capable of making Britain a fair and prosperous country . . .

Newspapers play an important part in elections in Britain.

View of Jane Ross

Using Sources 1, 2 and 3 above and opposite, give **two** reasons to **support** and **two** reasons to **oppose** the view of Jane Ross.

Your answer must be based entirely on the Sources.

You must use information from each Source in your answer.

(8 marks)

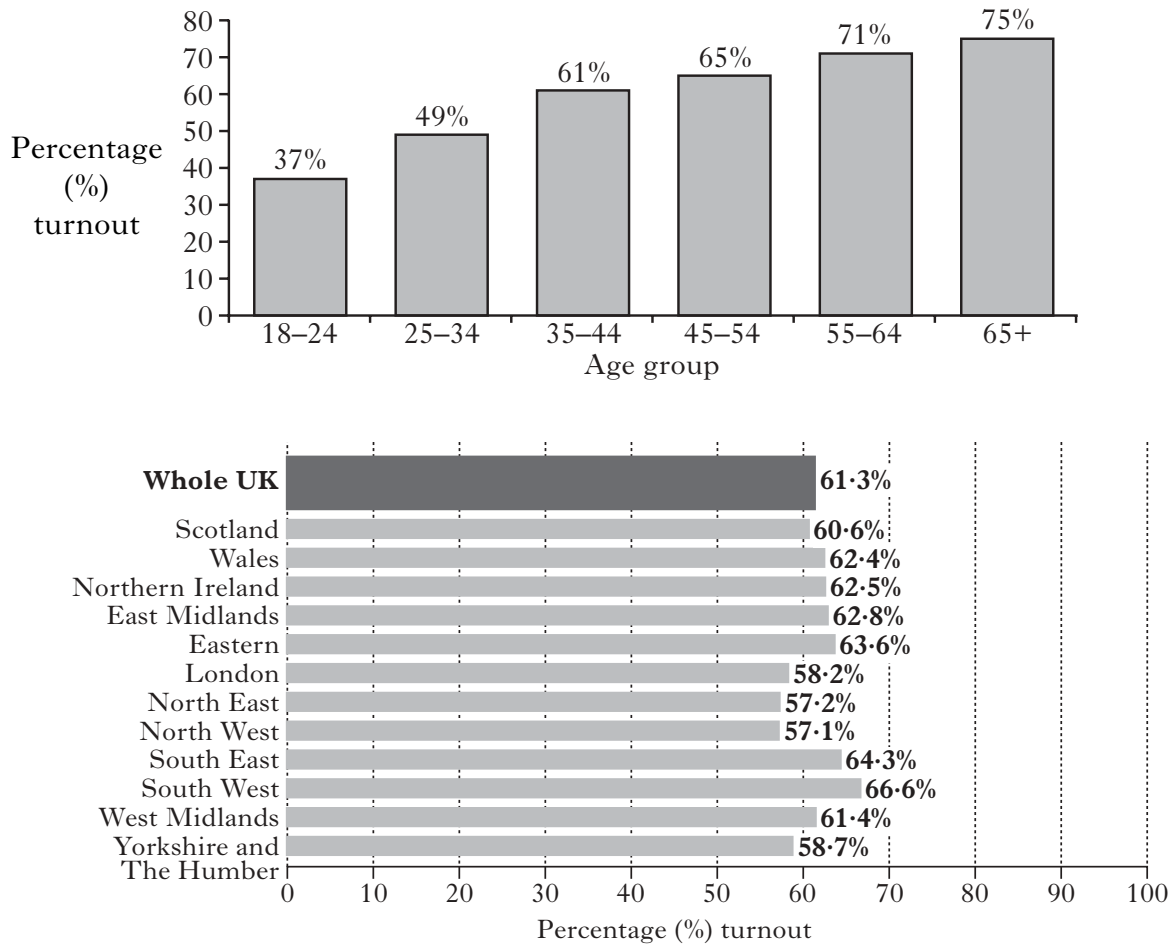
[Turn over

Question 2 (continued)

(d) Study Sources 1, 2 and 3 below and opposite, then answer the question which follows.

SOURCE 1

2005 General Election: percentage (%) turnout by age group and area



SOURCE 2

Turnout in Parliament and Council Elections

Election	Year	Turnout %
UK General Election	2005	61.5%
UK General Election	2001	59.4%
Scottish Parliament Election	2003	49.4%
Scottish Parliament Election	1999	59.1%
European Parliament Election	2004	38.4%
European Parliament Election	1999	24.0%
English Local Council Elections	2004	40.1%
Scottish Local Council Elections	2003	49.2%
Welsh Local Council Elections	2004	43.2%
Northern Ireland Local Council Elections	2001	66.0%

Question 2 (d) (continued)

SOURCE 3

Election Turnout in the United Kingdom

Turnout has varied considerably in elections in the UK. The highest turnout for a general election in the UK was 83·9% in 1950. Since that date, election turnout has never been as high. The lowest point in general election turnout came in 2001, although it rose again in 2005. From the 1960s to the 1990s, turnout in UK general elections was always above 70%.

One factor which seems to have an effect upon turnout is how powerful and important is the parliament or council being elected. If voters see the result of the election having a big effect upon their lives, they will be more likely to vote. If the parliament or council is not seen as being so important then they will be less likely to vote. Younger voters seem to be less interested in voting than those in older age groups.

Where you live seems to have an effect upon whether or not people vote. In some parts of the country, there are many safe seats; in others there are more marginal seats. Voters are more likely to vote in those areas where the result is close so their vote may have more effect on the overall result.

Using Sources 1, 2 and 3 above and opposite, what **conclusions** can be drawn about turnout in elections in Britain?

You should reach conclusions about at least **three** of the following:

- changes over time
- age of voters
- the parliament or council being elected
- area of the UK.

You must use information from all the Sources. You should compare information within and between the Sources.

(8 marks)

NOW GO TO SECTION B ON PAGE 15

[BLANK PAGE]

SECTION B – SOCIAL ISSUES IN THE UNITED KINGDOM

Answer **ONE** question only:

Question 3 Study Theme 2A – Equality in Society: Wealth and Health in the
United Kingdom on pages 15–17

OR Question 4 Study Theme 2B – Crime and the Law in Society on pages 19–21

STUDY THEME 2A: EQUALITY IN SOCIETY: WEALTH AND HEALTH IN THE UNITED KINGDOM

Question 3

- (a)

The National Health Service in Scotland provides both primary and secondary health care services.

Describe, **in detail**, primary and secondary health care services provided by the NHS in Scotland.

(6 marks)

- (b)

Reducing poverty in the United Kingdom is an important government policy.

Explain, **in detail**, why reducing poverty in the United Kingdom is an important government policy.

(8 marks)

[Turn over

Question 3 (continued)

- (c) Study Sources 1, 2 and 3 below and opposite, then answer the question which follows.
 You are an adviser to the Scottish Executive. You have been asked to recommend whether or not to abolish prescription charges.

Option 1
 Abolish prescription charges.

Option 2
 Do not abolish prescription charges.

SOURCE 1

Facts and Viewpoints
<ul style="list-style-type: none"> • In Scotland, 1 in 4 children (280 000) live in poor households. Children are affected when parents face ill-health and cannot afford their own prescriptions. • The Scottish NHS Confederation claims that the lost income will be equal to losing 175 full-time nurses. • Welfare to work policies move people into work but the loss of benefits, such as free prescriptions, leaves them only slightly better off. • The income raised from prescription charges amounted to £46.3 million in 2002–2003. • The NHS prescription drugs bill has increased every year. • The prescription charge in 2006 was £6.65 per item. • Some long-term medical conditions are exempt from charges while others are not. • 80% of people aged between 18 and 60 are required to pay for prescriptions. • The current system disadvantages a significant proportion, as many children living below the official poverty line live in working households with household incomes above £14 600, above which adults must pay for their prescriptions. • Around 50% of the population does not have to pay for prescriptions and around 92% of items dispensed are provided free of charge.

SOURCE 2

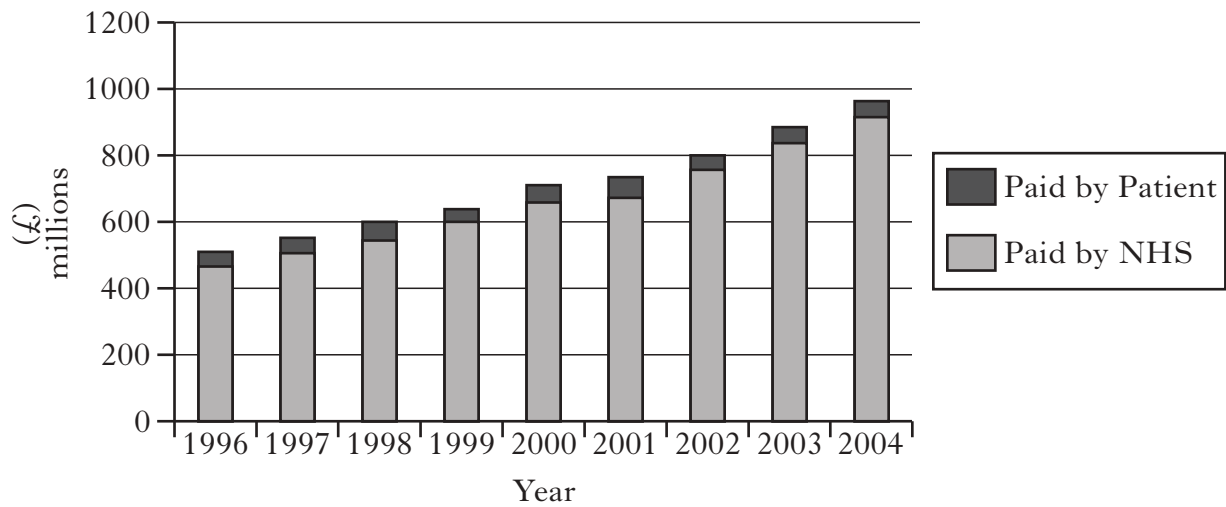
Attitude of Health Related Organisations to the Abolition of Prescription Charges

	For Abolition	Unclear	Against Abolition
Asthma UK Ltd	✓		
Citizens Advice Scotland	✓		
Guild of Health Care		✓	
NHS Grampian			✓
NHS Lanarkshire			✓
NHS Tayside		✓	
Royal College of Physicians and Surgeons			✓
Royal Pharmaceutical Society	✓		
Scottish Association for Mental Health	✓		
Scottish NHS Confederation			✓

Question 3 (c) (continued)

SOURCE 2 (continued)

Total Cost of Prescriptions
Amount paid by Patient and Amount paid by NHS, 1996–2004



SOURCE 3

Viewpoints

Prescription charges should be abolished. Although children and many of our poorest adults do not have to pay for prescriptions, many low-income families are still unable to afford prescribed medicine. Abolishing prescription charges will help to reduce health inequalities associated with poverty. The poorest families would have more money to spend, allowing diet and living conditions to improve. Far from earning the NHS extra income, prescription charges could end up costing the NHS much more in expensive hospital treatment. Eight out of ten doctors reported that patients were missing out on necessary drugs because they could not afford them.

Local Poverty Action Group Spokesperson

Prescription charges should not be abolished. One of the aims of prescription charging was to limit demand for treatment by putting a price on it. People will demand drugs that they do not need or which are ineffective in treating their condition, for example, antibiotics for colds. The government already pays most of the cost of each prescription item. More money is going to have to be put into health care and the NHS needs every penny it can get.

Political Party Spokesperson

You must decide which option to recommend to the Scottish Executive, **either** to abolish prescription charges **or** not to abolish prescription charges.

Using Sources 1, 2 and 3 above and opposite, **which option would you choose?**

Give reasons to **support** your choice.

Explain why you did not make the other choice.

Your answer must be based on all the Sources.

(10 marks)

NOW GO TO SECTION C ON PAGE 23

[BLANK PAGE]

STUDY THEME 2B: CRIME AND THE LAW IN SOCIETY

Question 4

(a)

Changes have been made to laws in Scotland on smoking and alcohol in recent years.
--

Describe, **in detail**, the changes that have been made to laws in Scotland on smoking and alcohol in recent years.

(6 marks)

(b)

There are many reasons why some people commit crime.
--

Explain, **in detail**, why some people commit crime.

(8 marks)

[Turn over

Question 4 (continued)

(c) Study Sources 1, 2 and 3 below and opposite, then answer the question which follows.

You are an adviser to the UK Government. You have been asked to recommend whether or not the police should be given additional powers to detain terrorist suspects for up to 90 days without charge.

Option 1

Give police additional powers to detain terrorist suspects for up to 90 days without charge.

Option 2

Do not give police additional powers to detain terrorist suspects for up to 90 days without charge.

SOURCE 1

Selected Facts and Viewpoints

- Detention for 90 days is against civil liberties.
- Since the attack on the USA on September 11 2001, Britain has also been a target for terrorists.
- The increased threat from international terrorism means that the police need increased powers.
- To increase maximum detention to 90 days would be against the UK's international human rights responsibilities.
- The complexity of a terrorist investigation means that police need more time to investigate before charges are brought.
- Imprisonment without charge for 90 days will do more harm than good and lead to resentment and more recruits to terrorism.
- Supporters argue that the police need the extra time because of the difficulties of gathering evidence from overseas and from coded computer messages.
- The rights of those detained would be protected because a judge would need to approve the continuing detention at regular intervals throughout the 90 days.
- The increased powers could lead to a worsening of community and race relations in the UK.

SOURCE 2

**Arrests in the UK under the Terrorism Act 2000,
September 2001 to September 2005**

Convicted of offences under the Terrorism Act	23
Charged under the Terrorism Act	115
Charged under other legislation	156
Transferred to Immigration authorities	63
Released without charge	496
Other outcomes	42
Total arrests	895

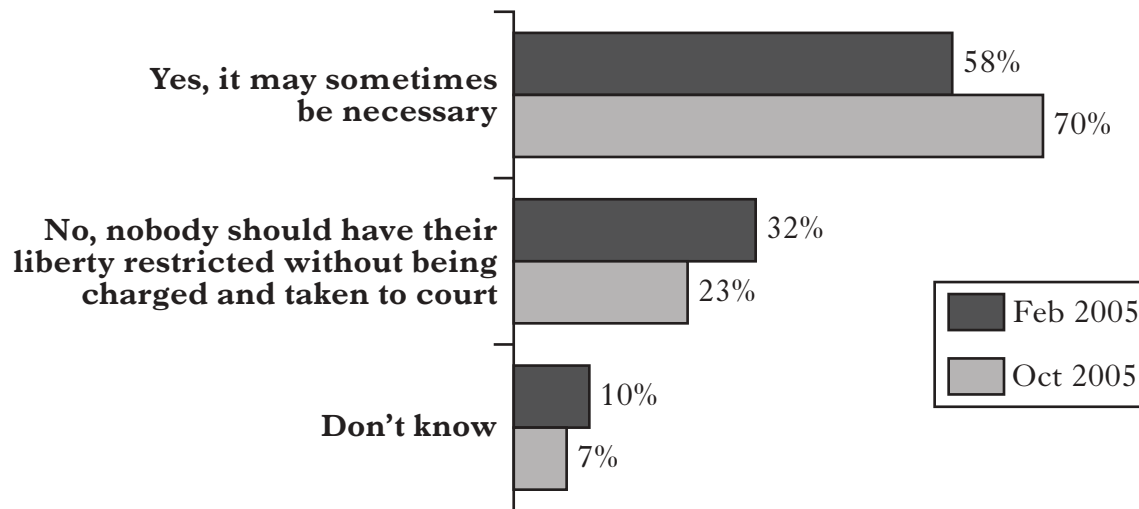
Question 4 (c) (continued)

SOURCE 2 (continued)

Results of a YouGov Poll

Question

Do you think it may sometimes be necessary to restrict the civil liberties of suspected terrorists even though there is not enough evidence to charge and convict them?



SOURCE 3

Viewpoints

The police should be given powers to detain terrorist suspects for up to 90 days due to the recent increase in the threat of terrorism. It would only be in a very few cases where a person would have to be detained for the full 90 days. More time is needed to gather evidence against suspects because of the nature of attacks like the 2005 London bombings. The investigations into the events of July 2005 produced 80 000 videos of CCTV footage and 1400 sets of fingerprints at 160 suspected crime scenes.

Police Spokesperson

The police should not be given powers to detain terrorist suspects for up to 90 days; the current 28-day rule is sufficient. It is just as bad as detention without trial. The Law Lords have ruled that detention without trial is illegal and unacceptable. It seriously undermines the right to a fair trial, and the principle that you are innocent until proven guilty. This country is in danger of abandoning its democratic values.

Human Rights Spokesperson

You must decide which option to recommend to the UK Government, **either** to give the police additional powers **or** not to give the police additional powers to detain terrorist suspects for up to 90 days without charge.

Using Sources 1, 2 and 3 above and opposite, **which option would you choose?**

Give reasons to **support** your choice.

Explain why you did not make the other choice.

Your answer must be based on all the Sources.

(10 marks)

NOW GO TO SECTION C ON PAGE 23

[BLANK PAGE]

SECTION C – INTERNATIONAL ISSUES

Answer **ONE** question only:

- Question 5 Study Theme 3A – The Republic of South Africa on pages 23–25
OR Question 6 Study Theme 3B – The People’s Republic of China on pages 26–27
OR Question 7 Study Theme 3C – The United States of America on pages 28–29
OR Question 8 Study Theme 3D – The European Union on pages 30–31
OR Question 9 Study Theme 3E – Development in Brazil on pages 32–33

STUDY THEME 3A: THE REPUBLIC OF SOUTH AFRICA

Question 5

- (a) Many non-white South Africans have made economic progress in recent years.

Describe, **in detail**, the economic progress made by many non-white South Africans in recent years.

(6 marks)

- (b) The Government of South Africa faces political opposition from various groups.

Explain, **in detail**, why the Government of South Africa faces political opposition from various groups.

(6 marks)

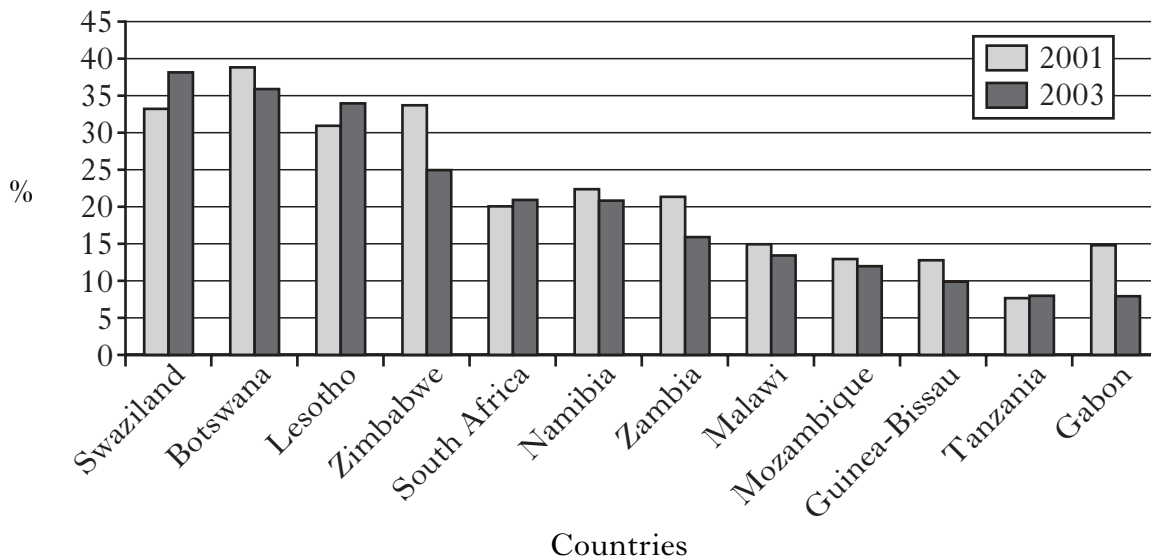
[Turn over

Question 5 (continued)

(c) Study Sources 1, 2 and 3 below and opposite, then answer the question which follows.

SOURCE 1

Percentage (%) of adults with HIV/AIDS in selected African Countries, 2001 and 2003



SOURCE 2

Percentage (%) of people with HIV attending antenatal clinics by Province

Province	2002	2003	2004
KwaZulu Natal	36.5%	37.5%	40.7%
Gauteng	31.6%	29.6%	33.1%
Mpumalanga	28.6%	32.6%	30.8%
Free State	28.8%	30.1%	29.5%
Eastern Cape	23.6%	27.1%	28.0%
North West	26.2%	29.9%	26.7%
Limpopo	15.6%	17.5%	19.3%
Northern Cape	15.1%	16.7%	17.6%
Western Cape	12.4%	13.1%	15.4%
South Africa	26.5%	27.9%	29.5%

Question 5 (c) (continued)

SOURCE 3

Massive Resources to Combat AIDS

The Government of South Africa is massively increasing resources in the fight against HIV/AIDS, with plans to spend more than 3 billion Rand over the next 3 years on anti-retroviral drugs. These drugs can prevent the transmission of the HIV virus to unborn babies. According to a recent survey between 5 and 6 million South Africans were HIV positive. This includes 3.1 million women and 2.4 million men between the ages of 15 and 49. An estimated 96 228 babies were infected.

Funding to assist the management, care and treatment of HIV/AIDS has also increased and there is evidence that the disease is on the decline in some provinces although it has not declined nationally. Despite the health budget increase of 11.4%, to a total of 9.5 billion Rand in 2005, challenges remain. There is still a shortage of medically trained staff in many parts of the country. Also, the anti-retroviral drug, Nevirapine, is still not reaching enough pregnant mothers who have HIV. This is due mainly to a lack of health care services, particularly in rural areas.

In response to criticisms, the Government has said there will be extra funding available. The provinces of KwaZulu Natal, Western Cape and Gauteng claim that they now provide almost complete access to Nevirapine and other provinces say they are making steady progress. A spokesperson for the Government also claims that the problem of HIV/AIDS in South Africa is not as bad as in other African countries.

The South African Government has been successful in dealing with HIV/AIDS in recent years.

View of Health Minister

Using Sources 1, 2 and 3, explain why the Health Minister is being **selective in the use of facts**.

Your answer must be based entirely on the Sources above and opposite.

(8 marks)

NOW CHECK THAT YOU HAVE ANSWERED ONE QUESTION FROM EACH OF SECTIONS A, B AND C

STUDY THEME 3B: THE PEOPLE'S REPUBLIC OF CHINA

Question 6

- (a) There are opportunities for political participation and representation in China.

Describe, **in detail**, the opportunities for political participation and representation in China.

(6 marks)

- (b) People in some parts of China have better living standards than those in other areas.

Explain, **in detail**, why people in some parts of China have better living standards than those in other areas.

(6 marks)

- (c) Study Sources 1, 2 and 3 below and opposite, then answer the question which follows.

SOURCE 1

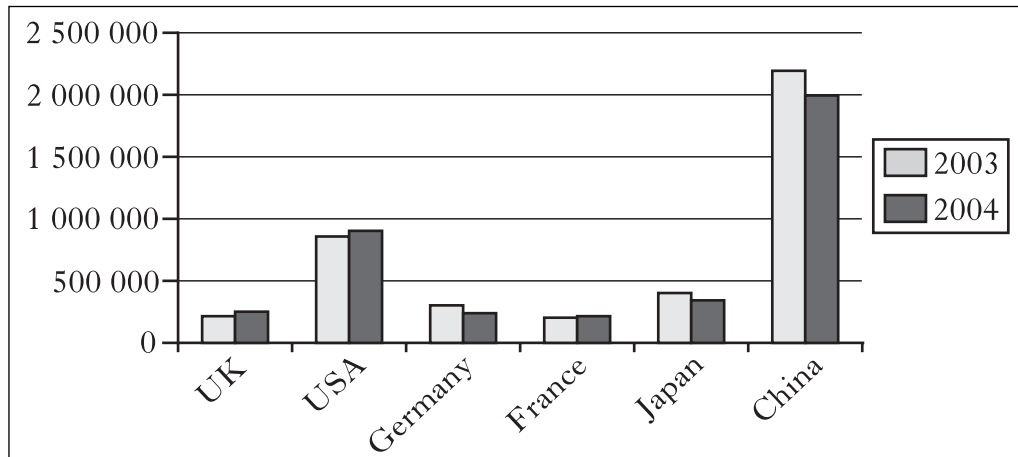
Deaths in the Workplace in China

Total Number of Deaths in the Workplace		Number of Deaths in Selected Occupations in 2003	
Year	Deaths		
2000	8634	Coal mining	4620
2001	9562	Other mining	1626
2002	10 305	Non-mining industries	5203
2003	11 449		
2004	11 394		

Question 6 (c) (continued)

SOURCE 2

Number of Industrial Accidents in Selected Countries, 2003 and 2004



SOURCE 3

Accidents at work in China

Industrial accidents in China are among the highest in the world. However, the death toll in workplace accidents which had been rising until 2003 has begun to fall. Some workers blame the unacceptably high number of accidents on China's rush towards more production. Workers are working longer hours since state owned industries were privatised. Health and safety is a low priority.

Deaths in the coal industry dropped by 25% even though total coal output increased by 19%. Extremely serious accidents, those with more than 30 people killed, also showed a decline. However, in chemical production, the situation is not so good. Outdated technology, ageing facilities and poor management have combined to increase the number of accidents in that industry. In April 2004, chemical accidents resulted in 23 deaths, 300 people being poisoned and the evacuation of 150 000 people in Guangdong Province.

The Chinese Government has responded to accidents at work by stating that new technology should be used to improve safety and rescue operations whenever there is a serious accident. Emergency rescue operations should be developed to ensure that professional quick response rescue teams are well prepared. In defending its record, the Chinese authorities point out that there are more accidents in China as its population is approximately four times the size of the USA.

China has a good record regarding accidents in the workplace.

View of Chinese Government Official

Using Sources 1, 2 and 3, explain why the Chinese Government Official is being **selective in the use of facts**.

Your answer must be based entirely on the Sources above and opposite.

(8 marks)

NOW CHECK THAT YOU HAVE ANSWERED ONE QUESTION FROM EACH OF SECTIONS A, B AND C

STUDY THEME 3C: THE UNITED STATES OF AMERICA

Question 7

- (a) American citizens have many opportunities to take part in the political system.

Describe, **in detail**, ways in which American citizens can take part in the political system.

(6 marks)

- (b) Some ethnic groups in the USA do better in employment than others.

Explain, **in detail**, why some ethnic groups in the USA do better in employment than others.

(6 marks)

- (c) Study Sources 1, 2 and 3 below and opposite, then answer the question which follows.

SOURCE 1

Health Insurance Factfile

The USA spends huge amounts of money on health care. The health care costs of most Americans are met by private health insurance that they pay for themselves or is provided by their employers. There are two government schemes for elderly and poor Americans – Medicare and Medicaid. Large numbers of Americans, however, have no health care insurance at all and must pay their own medical bills if they become ill. In 2003, 245 million people in the USA had health insurance coverage – 84.4% of the population. An estimated 15.6% of the population, or 45 million people, were without any health insurance coverage, an increase from 15.2% in 2002.

The percentage of Black Americans without insurance did not change. It was 20% and for Asian Americans about 19%. The percentage of Whites without health insurance increased from 10.7% to 11.1%. The uninsured rate for Hispanics was 33% in 2003 – the same figure as in 2002. The actual number of Hispanics without health insurance increased from 12.8 million to 13.2 million due to population growth. The percentage of American Indian and Alaskan Native who were without medical insurance cover was 27.5%.

Of the 245 million Americans with some form of health insurance coverage in 2003, 60.4% were covered by employment-based and private schemes. The percentage of people covered by government health insurance programmes such as Medicaid and Medicare rose from 25.7% to 26.6%.

Question 7 (c) (continued)

SOURCE 2

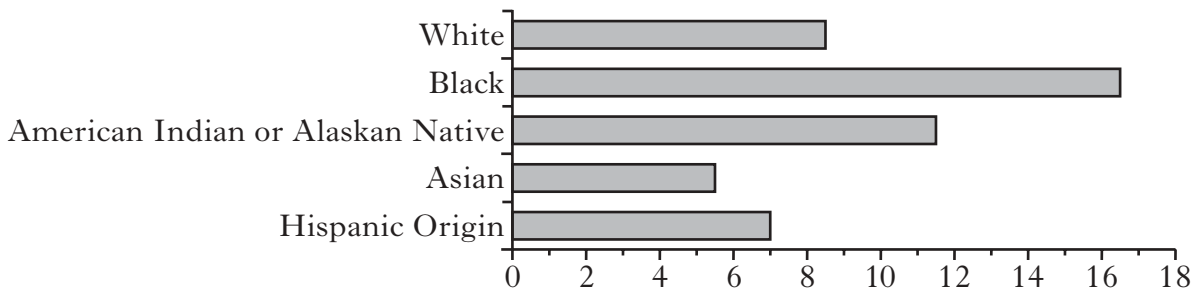
Life Expectancy (in years) by Ethnic Origin and Gender

	Male	Female
Total Population	74.1	79.8
White	74.7	80.1
Black	68.4	75.1
American Indian and Alaskan Native	72.9	82.0
Asian	80.9	86.5
Hispanic	77.2	83.7

SOURCE 3

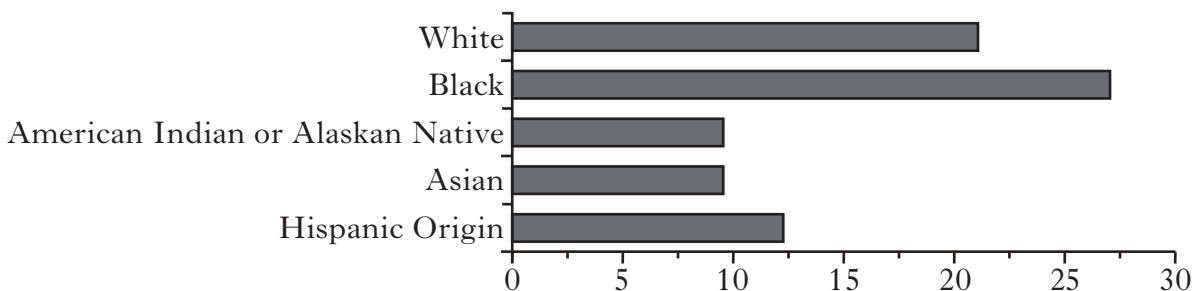
Infant Mortality Rate

Infant deaths per 1000 live births



Breast Cancer Rate

Deaths per 100 000 women



Compared to White Americans, all ethnic minorities in the USA suffer poorer health and have less access to health care.

View of an American Doctor

Using Sources 1, 2 and 3, explain why the American Doctor is being **selective in the use of facts**.

Your answer must be based entirely on the Sources above and opposite.

(8 marks)

NOW CHECK THAT YOU HAVE ANSWERED ONE QUESTION FROM EACH OF SECTIONS A, B AND C

STUDY THEME 3D: THE EUROPEAN UNION

Question 8

(a) Aid is available to help poorer parts of the European Union (EU).

Describe, **in detail**, the aid that is available to help poorer parts of the European Union (EU).

(6 marks)

(b) Some people are against further enlargement of the European Union (EU).

Explain, **in detail**, why some people are against further enlargement of the European Union (EU).

(6 marks)

(c) Study Sources 1, 2 and 3 below and opposite, then answer the question which follows.

SOURCE 1

The Effects of EU Fishing Policy

The Commission of the European Union has set new maximum fishing catches (quotas), which all member states have to abide by. It is hoped that this will have the effect of allowing fish stocks to grow in the future. The problem is that ever growing demand for fish has meant that there are less fish in the seas and the fish which are there are too small. Obviously, this will have an effect on the fishing industry in all member states but these effects will not be shared equally.

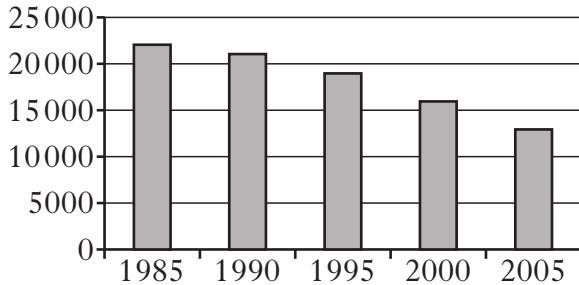
Britain's fishing fleet has been in serious decline for many years. Around 50 years ago, the industry employed more than 30 000 people but today the figure is much less. Among the hardest hit areas has been Scotland's East coast in places such as Fraserburgh and Peterhead where white fish such as cod and haddock are relied upon. Critics claim that EU quotas are not fair and some fish have not been included in the ban. French and Spanish fishermen will continue to be allowed to fish for monkfish, sole and prawns off their coastlines. This means that they will continue to make a good living.

In contrast, the fish processing industry has been booming in recent years. In places such as Grimsby on England's East coast, there are several firms which, together, process just under 1 million tonnes of fish per year. That figure is almost five times the UK's EU fishing quota. Much of the fish comes from Iceland and the Faroe Islands which are not involved in the EU fish quota system. The UK economy benefits from fish processing which involves freezing the fish in order to keep it fresh. More and more jobs are being created as this industry expands.

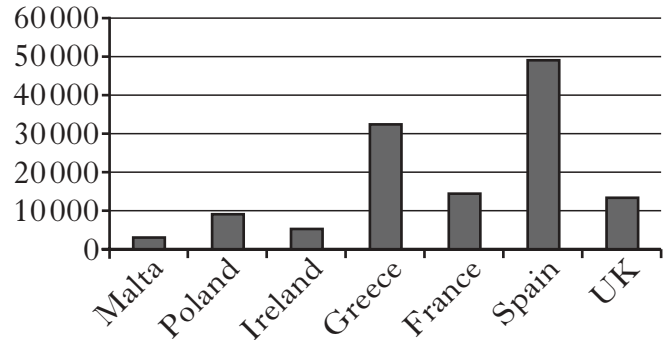
Question 8 (c) (continued)

SOURCE 2

Number of people employed in the UK Fishing Industry (1985–2005)



Number of Fishermen employed in selected EU countries (2005)



SOURCE 3

Factfile on Fishing Industry in the UK and Selected EU Member States

- Spain earns more from fishing than any other EU country.
- 60% of jobs in Fraserburgh and Peterhead, Scotland's main fishing areas, are directly linked to "white" fishing.
- Peterhead's fishing fleet has declined by 60% since the 1970s.
- Stocks of haddock and cod have begun to recover in the North Sea off the Scottish coast.
- Average crew earnings by UK fishermen on British boats fell from £23 000 in 2002 to £13 000 in 2004.
- £540 million worth of fish caught in 2002 were worth a total of £1 billion to the UK economy after processing.
- The fishing industry warns that more limits on fishing will result in a loss of jobs in fish processing and this could greatly harm the UK economy.

The fishing industry in the UK continues to improve and compete with the rest of the European Union (EU).

View of Scottish Fisheries Spokesperson

Using Sources 1, 2 and 3, explain why the Scottish Fisheries Spokesperson is being **selective in the use of facts**.

Your answer must be based entirely on the Sources above and opposite.

(8 marks)

NOW CHECK THAT YOU HAVE ANSWERED ONE QUESTION FROM EACH OF SECTIONS A, B AND C.

STUDY THEME 3E: DEVELOPMENT IN BRAZIL

Question 9

(a) Some groups in Brazil have made progress in recent years.

Describe, **in detail**, the progress made by some groups in Brazil in recent years.

(6 marks)

(b) The Government of Brazil faces political opposition.

Explain, **in detail**, the reasons why the Government of Brazil faces political opposition.

(6 marks)

(c) Study Sources 1, 2 and 3 below and opposite, then answer the question which follows.

SOURCE 1

Prisons in Brazil

Brazil does not have a national prison system. All prisons are run by the different states, so there are 27 prison systems. However, there is one single prison law for the whole country. This says clearly how prisons should be run and the rights and duties of the prisoners. Despite this, the rights of prisoners in many prisons in Brazil are ignored. Many prisons have high levels of overcrowding and violence and corruption are widespread. The levels of overcrowding are so bad that in one police station in Rio de Janeiro, 65 prisoners were held in a cell measuring 12 square metres.

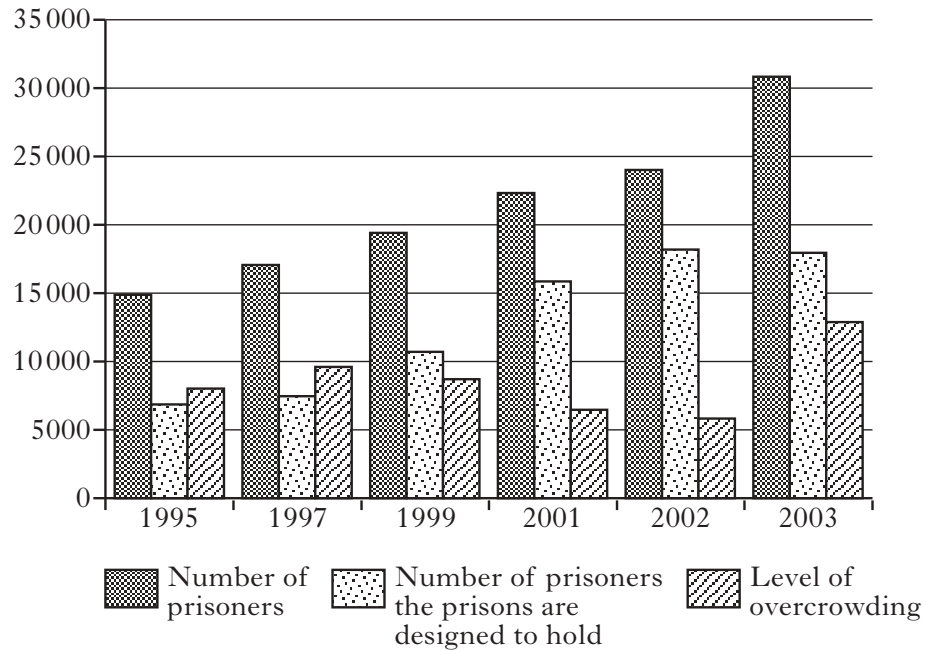
Action has been taken to address the problem of overcrowding in prisons. From 1995 to 2003, great efforts were made to build new prisons. Dozens of new prisons were built throughout the country. Efforts have also been made to reduce the number of people going to prison in some states. Some states in Brazil are beginning to look at alternatives to prison for some people convicted of a crime, such as community service, in order to tackle the overcrowding problem.

Youth Detention Centres have also had problems with overcrowding. In some centres, youths often share beds or sleep on the floor. Cells are filthy, dark and infested with rats. At times, youths wear the same clothes for a week. Youths do not always have access to soap and toothpaste. Some cities, such as Rio de Janeiro, have made attempts to improve the conditions in their youth detention centres and reduce the level of overcrowding.

Question 9 (c) (continued)

SOURCE 2

Brazil: Prison Population, Capacity and Overcrowding (1995 to 2003)



SOURCE 3

Youth Detention Centres – Rio de Janeiro (2005)

Name of Detention Centre	Number of Youths in Detention	Level of Overcrowding
CAI-Baixada	120	95
CTR	37	0
Joao Luiz Alves	108	0
Padre Severino	160	98
Santo Expedito	166	35
Santos Dumont	36	0

Progress has been made to reduce overcrowding in prisons and youth detention centres in Brazil.

View of Government Official

Using Sources 1, 2 and 3, explain why the Government Official is being **selective in the use of facts**.

Your answer must be based entirely on the Sources above and opposite.

(8 marks)

NOW CHECK THAT YOU HAVE ANSWERED ONE QUESTION FROM EACH OF SECTIONS A, B AND C

[END OF QUESTION PAPER]

Page thirty-three

[BLANK PAGE]

[BLANK PAGE]

[BLANK PAGE]

ACKNOWLEDGEMENTS

Section A Theme 1B Question 2(c) Source 3 – Adapted extracts from selected newspapers in Scotland during the 2005 General Election are taken from The Scottish Parliament SPICe Briefing, 10 May 2005 (05/28). © Crown Copyright.