

# X236/101

---

NATIONAL  
QUALIFICATIONS  
2007

TUESDAY, 22 MAY  
9.00 AM – 10.30 AM

MODERN STUDIES  
INTERMEDIATE 1

This Examination Paper consists of 3 Sections. Within each Section there is a choice of Study Themes. There is one question for each Study Theme.

**Section A – Political Issues in the United Kingdom (answer one question)**

Question 1	Study Theme 1A	Government and Decision Making in Scotland	Pages	2 – 4
Question 2	Study Theme 1B	Government and Decision Making in Central Government	Pages	5 – 7

**Section B – Social Issues in the United Kingdom (answer one question)**

Question 3	Study Theme 2A	Equality in Society: Wealth and Health in the United Kingdom	Pages	8 – 11
Question 4	Study Theme 2B	Crime and the Law in Society	Pages	12 – 15

**Section C – International Issues (answer one question)**

Question 5	Study Theme 3A	The Republic of South Africa	Pages	16 – 19
Question 6	Study Theme 3B	The People's Republic of China	Pages	20 – 23
Question 7	Study Theme 3C	The United States of America	Pages	24 – 27
Question 8	Study Theme 3D	The European Union	Pages	28 – 31
Question 9	Study Theme 3E	Development in Brazil	Pages	32 – 35

Total Marks – 60

- 1 Read the questions carefully.
- 2 You must answer **one** question from **each** of Section A, Section B and Section C.
- 3 You must answer all parts of the questions you choose.
- 4 You should spend approximately 30 minutes on each Section.
- 5 If you cannot do a question or part of a question, move on and try again later.
- 6 Write your answers in the book provided. Indicate clearly, in the left hand margin, the question and section of question being answered. Do not write in the right hand margin.



## SECTION A – POLITICAL ISSUES IN THE UNITED KINGDOM

Answer **ONE** question only:

Question 1 Study Theme 1A – Government and Decision Making in Scotland  
on pages 2–4

**OR** Question 2 Study Theme 1B – Government and Decision Making in Central Government  
on pages 5–7

### *STUDY THEME 1A: GOVERNMENT AND DECISION MAKING IN SCOTLAND*

#### **Question 1**

(a) 

Members of the Scottish Parliament (MSPs) look after the interests of the people they represent.
--------------------------------------------------------------------------------------------------

Describe **two** ways in which Members of the Scottish Parliament (MSPs) look after the interests of the people they represent.

**(4 marks)**

(b) 

Local councils provide many services for the people of their area.
--------------------------------------------------------------------

Describe **two** services local councils provide for the people of their area.

**(4 marks)**

(c) 

Some pressure groups are prepared to break the law in their campaigns.
------------------------------------------------------------------------

Give **two** reasons why some pressure groups are prepared to break the law in their campaigns.

**(4 marks)**

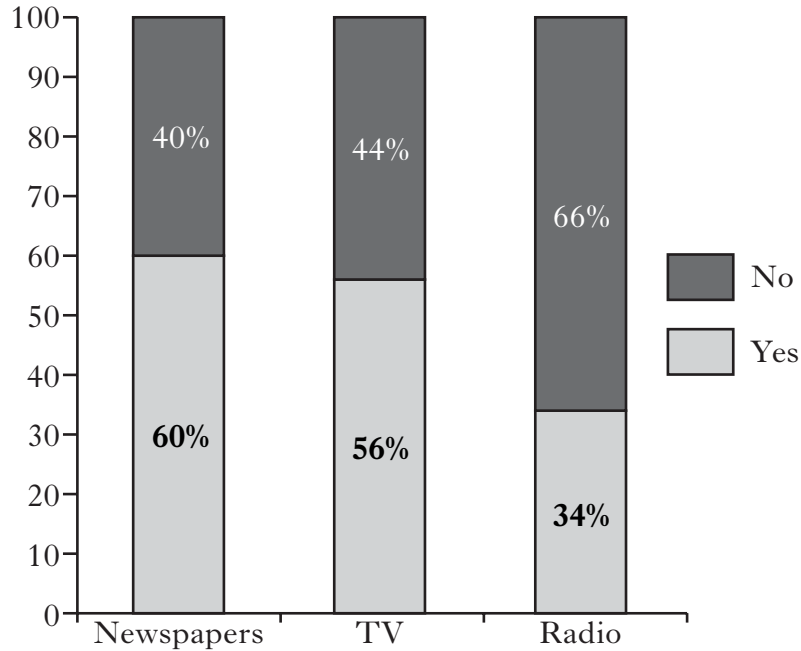
**Question 1 (continued)**

(d) Study the information below, then answer the question which follows.

**Use of the Media during Scottish Parliament Election Campaign in 2003**

**Opinion Poll Question:**

Did you find out about the election campaign by reading newspapers, watching TV or listening to the radio?



Most people used newspapers, TV and radio to find out about the Scottish Parliament Election Campaign in 2003.

View of Kathryn Williams

Using the information above, give **one** piece of evidence to **support** the view of Kathryn Williams and **one** piece of evidence to **oppose** the view of Kathryn Williams.

Your answer must be based entirely on the information above.

**(4 marks)**

**[Turn over**

**Question 1 (continued)**

(e) Study Sources 1 and 2 below, then answer the question which follows.

**Results of the Scottish Parliamentary Election in the Western Isles Constituency:  
1999 and 2003**

<b>SOURCE 1</b>		
<b>1999 Scottish Parliamentary Election</b>		
<b>Candidate</b>	<b>Number of votes</b>	<b>Percentage of votes</b>
Alasdair Morrison (Labour)	7248	51.9%
Alasdair Nicholson (SNP)	5155	36.9%
Jamie McGregor (Conservative)	1095	7.8%
John Horne (LibDem)	456	3.3%
<b>Turnout:</b> 61.7%		
<b>Majority:</b> 2093		

<b>SOURCE 2</b>		
<b>2003 Scottish Parliamentary Election</b>		
<b>Candidate</b>	<b>Number of votes</b>	<b>Percentage of votes</b>
Alasdair Morrison (Labour)	5825	47.0%
Alasdair Nicholson (SNP)	5105	41.2%
Frank Warren (Conservative)	612	4.9%
Conor Snowden (LibDem)	498	4.0%
Joanne Telfer (SSP)	347	2.8%
<b>Turnout:</b> 58.4%		
<b>Majority:</b> 720		

Sources 1 and 2 show the results of the Scottish Parliamentary Election in the Western Isles Constituency in 1999 and 2003.

Study the two sources and write down **differences** between the 1999 result and the 2003 result.

Mention **two** differences in your answer.

Your answer must be based entirely on Sources 1 and 2 above.

**(4 marks)**

**NOW GO TO SECTION B ON PAGE 8**

*STUDY THEME 1B: GOVERNMENT AND DECISION MAKING IN CENTRAL GOVERNMENT*

**Question 2**

(a) Members of Parliament (MPs) look after the interests of the people they represent.

Describe **two** ways in which Members of Parliament (MPs) look after the interests of the people they represent.

**(4 marks)**

(b) The House of Lords has a number of powers.

Describe **two** powers of the House of Lords.

**(4 marks)**

(c) Some people do not use their right to vote in elections.

Give **two** reasons why some people do not use their right to vote in elections.

**(4 marks)**

**[Turn over**

**Question 2 (continued)**

(d) Study the information below, then answer the question which follows.

<b>General Election Result and Opinion Polls in National Newspapers, 2005</b>				
	<b>Conservative</b>	<b>Labour</b>	<b>Liberal Democrats</b>	<b>Labour lead over Conservatives</b>
<b>General Election Result</b>	<b>33%</b>	<b>36%</b>	<b>23%</b>	<b>3%</b>
<b>Polling Organisation/ Newspaper publishing opinion poll</b>	<b>Share of the vote predicted by Opinion Polls</b>			
Communicate Research/ Independent on Sunday	31%	39%	23%	8%
ICM/Guardian	32%	38%	22%	6%
NOP/Independent	33%	36%	23%	3%
Populus/Times	32%	38%	21%	6%

The General Election result in 2005 was predicted correctly by the Opinion Polls in national newspapers.

View of Mark Harper

Using the information above, give **one** piece of evidence to **support** the view of Mark Harper and **one** piece of evidence to **oppose** the view of Mark Harper.

Your answer must be based entirely on the information above.

**(4 marks)**

**Question 2 (continued)**

(e) Study Sources 1 and 2 below, then answer the question which follows.

**Results of the UK General Election in the Western Isles (Na h-Eileanan an Iar)  
Constituency: 2001 and 2005**

<b>SOURCE 1</b>		
<b>2001 UK General Election</b>		
<b>Candidate</b>	<b>Number of votes</b>	<b>Percentage of votes</b>
Calum MacDonald (Labour)	5924	45.0%
Alasdair Nicholson (SNP)	4850	36.9%
Taylor Douglas (Conservative)	1250	9.5%
John Horne (LibDem)	849	6.4%
Joanne Telfer (SSP)	286	2.2%
<b>Turnout:</b> 60.3%		
<b>Majority:</b> 1074		

<b>SOURCE 2</b>		
<b>2005 UK General Election</b>		
<b>Candidate</b>	<b>Number of votes</b>	<b>Percentage of votes</b>
Angus MacNeil (SNP)	6213	44.9%
Calum MacDonald (Labour)	4772	34.5%
Jean Davis (LibDem)	1096	7.9%
James Hargreaves (Other)	1048	7.6%
Andy Maciver (Conservative)	610	4.4%
Joanne Telfer (SSP)	97	0.7%
<b>Turnout:</b> 64.1%		
<b>Majority:</b> 1441		

Sources 1 and 2 show the results of the UK General Election in the Western Isles (Na h-Eileanan an Iar) Constituency in 2001 and 2005.

Study the two sources and write down **differences** between the 2001 result and the 2005 result.

Mention **two** differences in your answer.

Your answer must be based entirely on Sources 1 and 2 above.

**(4 marks)**

**NOW GO TO SECTION B ON PAGE 8**

## SECTION B – SOCIAL ISSUES IN THE UNITED KINGDOM

Answer **ONE** question only:

Question 3 Study Theme 2A – Equality in Society: Wealth and Health in the United Kingdom on pages 8–11

**OR** Question 4 Study Theme 2B – Crime and the Law in Society on pages 12–15

### *STUDY THEME 2A: EQUALITY IN SOCIETY: WEALTH AND HEALTH IN THE UNITED KINGDOM*

#### **Question 3**

(a)  Family doctors help to meet the health needs of people in Scotland.

Describe **two** ways family doctors help to meet the health needs of people in Scotland.  
**(4 marks)**

(b)  Some people in Scotland live in poverty.

Give **two** reasons why some people in Scotland live in poverty.

**(4 marks)**



**Question 3 (continued)**

(c) Study Sources 1 and 2 below, then answer the question which follows.

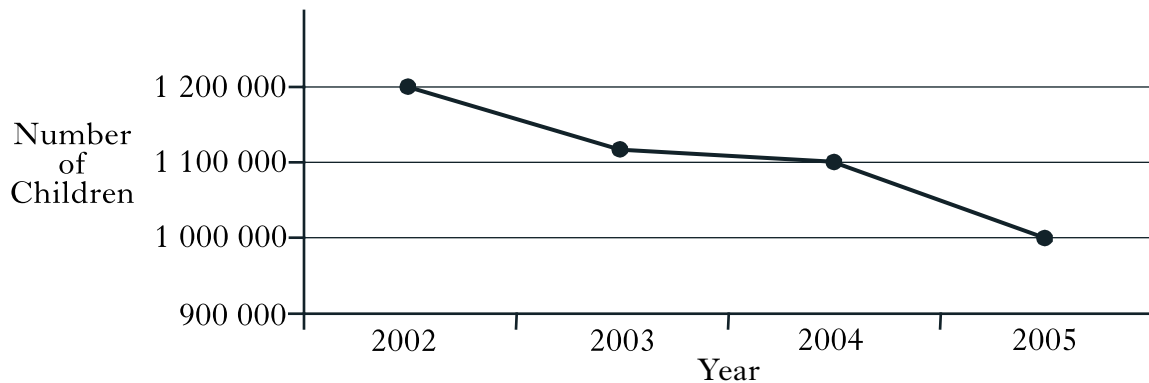
**SOURCE 1**

**Poverty in Britain**

Child poverty is still a big problem in Britain. In recent years the government has introduced a number of policies to try and tackle child poverty. The percentage of children living in households with less than half the average income fell from 18% to 11% between 2000 and 2004. The government has said it is determined to tackle child poverty in Britain.

**SOURCE 2**

**Children living in families receiving benefits in the UK**



There has been no fall in child poverty levels or in the number of children living in families receiving benefits in recent years.

View of Peter Lees

Using the information in Sources 1 and 2 above, give **two** pieces of evidence to **oppose** the view of Peter Lees.

Your answer must be based entirely on Sources 1 and 2 above.

**(4 marks)**

**[Turn over**

### Question 3 (continued)

(d) Study the information below, then answer the question which follows.

You are the social worker for Emma McPherson who suffers from mental health problems. You have to decide whether it would be better for Emma to be cared for in a Psychiatric Support Unit or to receive help to stay in her own home.

#### Option 1

##### **Emma will be cared for in a Psychiatric Support Unit**

- 24 hour care with trained staff.
- Support in dealing with other people.
- Doctors would be able to stabilise Emma's medication.
- She will get help to understand her depression.

#### Option 2

##### **Emma will receive help to stay in her own home.**

- Emma will get a Community Care Grant and a homehelp.
- She will have her family close by.
- She will attend a day centre to give her training in running a home.
- She enjoys outdoor activities such as walking.

#### **Emma McPherson's Factfile**

- Emma has forgotten to take her medication on several occasions.
- Emma's parents are both retired and want to help.
- Emma has suggested she might like to get a flat on her own again but is afraid she would not cope.
- Doctors have not yet been able to find out the cause of Emma's depression.
- Emma has recently found it difficult to manage housework.
- Emma has refused to go into hospital in the past, as when she feels unwell she likes to be outdoors.
- Emma has had problems getting on with other people.

Using the information above, **you must decide whether it would be better for Emma to be cared for in a Psychiatric Support Unit (Option 1) or to receive help to stay in her own home (Option 2).** Give **two** reasons to support your choice.

In your answer **you must link the option you choose to the information in Emma McPherson's Factfile.**

Your answer must be based entirely on the information above.

**(4 marks)**

**Question 3 (continued)**

(e) Study Sources 1 and 2 below, then answer the question which follows.

**SOURCE 1**

**Internet Access**

The percentage of households with Internet access increased between 2000 and 2003. Levels of Internet access are closely linked to income. In 2003, only 12% of households with income of under £123 per week had access to the Internet compared to 85% of households with income over £1085 per week. In the same year, the proportion of households with a home computer had risen to over 50%.

**SOURCE 2**

**Percentage (%) of households with selected consumer goods**

	<b>Dishwasher</b>	<b>Satellite Receiver</b>	<b>Washing Machine</b>
Wales	18%	47%	92%
England	26%	37%	92%
Scotland	21%	33%	95%
Northern Ireland	24%	39%	94%
UK Average	25%	37%	92%

More than 50% of households had a home computer in 2003. It is just as likely for a low income family to have access to the Internet as a high income family. A higher percentage of households in Scotland have a washing machine compared with other parts of the United Kingdom. Scotland's households are above the UK average in terms of all consumer goods.

Statement by Alice Fair

Write down **two** examples of **exaggeration** from the statement by Alice Fair.

For **each** example, give **one** reason to explain why it is exaggerated.

Your reasons must be based entirely on Sources 1 and 2 above.

**(4 marks)**

**NOW GO TO SECTION C ON PAGE 16**

*STUDY THEME 2B: CRIME AND THE LAW IN SOCIETY*

**Question 4**

(a) The Children's Hearing System can take action to help young people with problems.

Describe **two** actions the Children's Hearing System can take to help young people with problems.

**(4 marks)**

(b) Some people think that community policing is a good way to prevent crime.

Give **two** reasons why some people think that community policing is a good way to prevent crime.

**(4 marks)**

**Question 4 (continued)**

(c) Study Sources 1 and 2 below, then answer the question which follows.

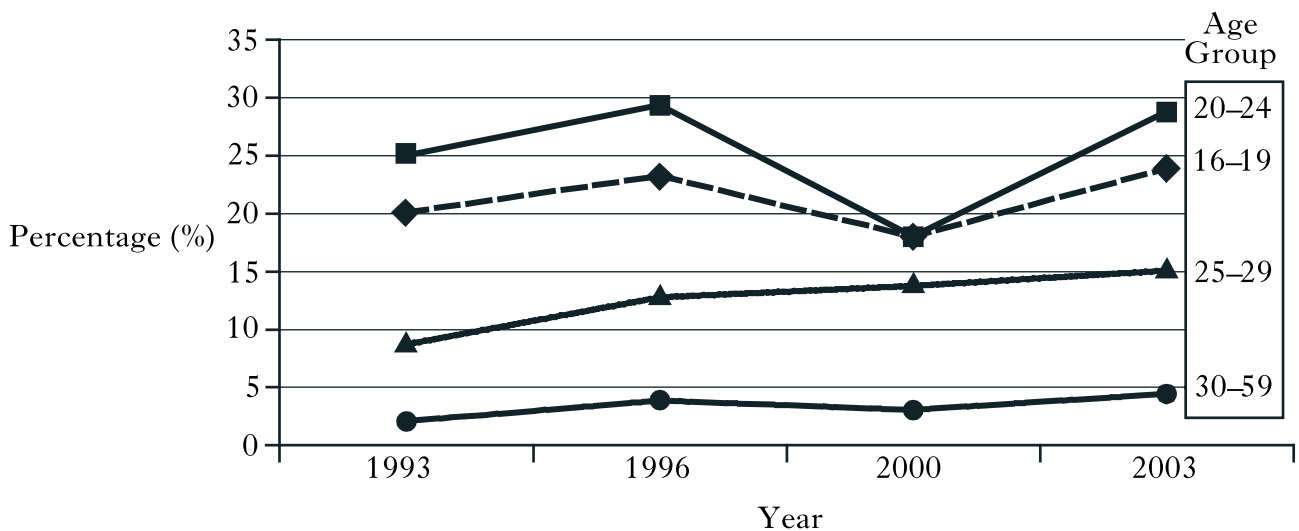
**SOURCE 1**

**Drug Education**

The Health Education Board for Scotland has set up schemes and funded television advertisements to increase understanding of drugs issues. A survey conducted in 2002 found that 98% of schools in Scotland provided drug education. Not only were almost all schools providing education on the dangers of illegal drugs but also on the safe use of medicine, alcohol, tobacco and solvents.

**SOURCE 2**

**Percentage using drugs by age group (1993–2003)**



Very few schools spend time on education about the misuse of drugs. The percentage of 16–19 year olds using drugs is higher than any other age group.

View of Daniel O'Connor

Using the information in Sources 1 and 2 above, give **two** pieces of evidence to **oppose** the view of Daniel O'Connor.

Your answer must be based entirely on Sources 1 and 2 above.

**(4 marks)**

**[Turn over**

#### Question 4 (continued)

(d) Study the information below, then answer the question which follows.

You are the sheriff in the Sheriff Court. You have to decide whether it would be better for Anna Daley, who has been found guilty of shoplifting, to be given a 30 day prison sentence or to be given a Community Service Order.

##### Option 1

###### **Anna is given a 30 day prison sentence.**

- Prison is an effective punishment.
- Programmes of work and training will be given.
- Education courses will be available which can continue after release.
- Cost to taxpayer – £3200.

##### Option 2

###### **Anna is given a Community Service Order.**

- Reconviction rates are slightly lower following community service.
- Will not expose Anna to more hardened criminals and drug users.
- Help will be offered in finding a house.
- Cost to taxpayer – £1800.

##### **Factfile and Viewpoints**

- Anna has been homeless since she ran away from home at 14.
- Anna has been convicted of shoplifting for the third time and had community service before.
- Anna has also been convicted of illegal possession and use of drugs.
- Anna has a poor record of attending community based education and training programmes.
- 42% of those beginning a community service order were convicted of further offences during the following two years, compared to 60% of those released following a prison sentence.
- A common cause of crime is when people have little education and can't get a job.
- The government is concerned about the high cost of prisons.

Using the information above, **you must decide whether Anna is given a 30 day prison sentence (Option 1) or given a Community Service Order (Option 2).** Give two reasons to support your choice.

In your answer **you must link the option you choose to the Factfile and Viewpoints.**

Your answer must be based entirely on the information above.

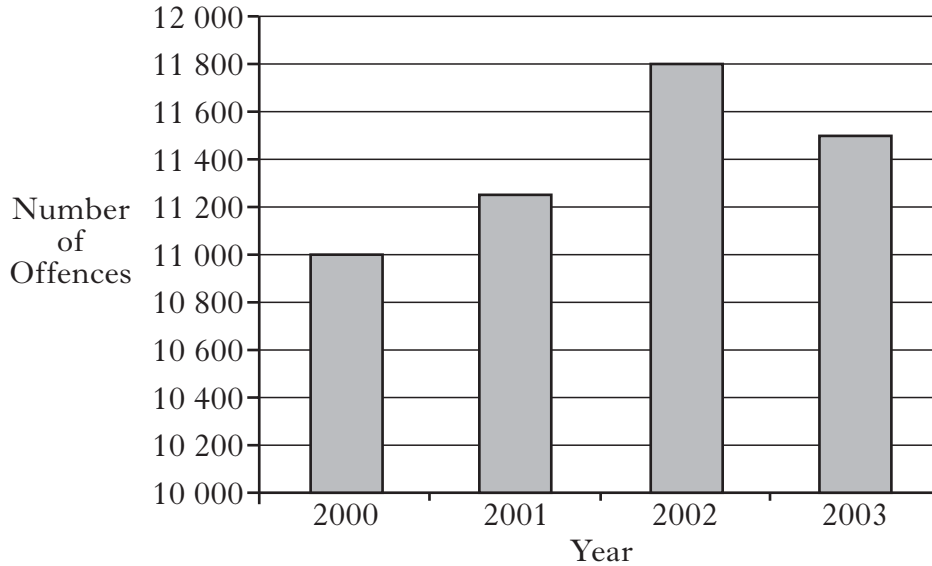
**(4 marks)**

**Question 4 (continued)**

(e) Study Sources 1 and 2 below, then answer the question which follows.

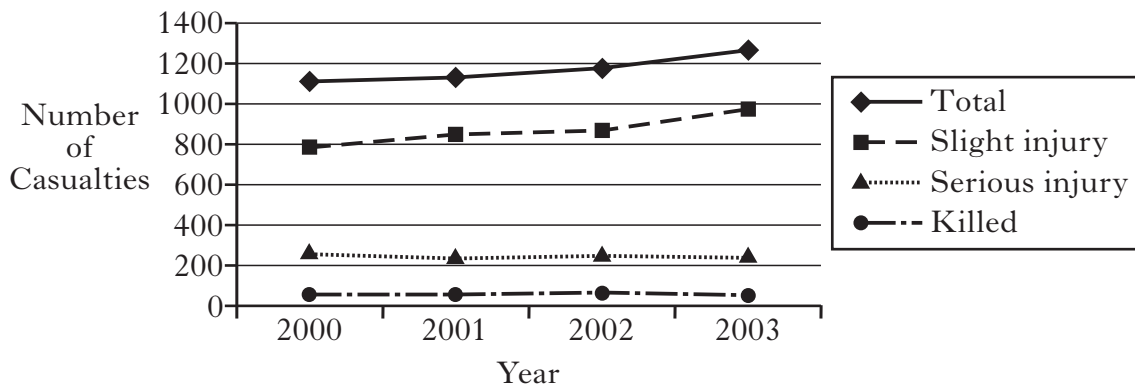
**SOURCE 1**

**Recorded offences of drunk driving: Scotland, 2000–2003**



**SOURCE 2**

**Casualties in accidents involving drivers with illegal alcohol levels: Scotland, 2000–2003**



There were over 11 600 recorded offences of drunk driving in Scotland in 2002. The total number of offences has more than doubled between 2000 and 2003. The number seriously injured in accidents fell considerably between 2000 and 2003. The worst year for total casualties was 2003.

Statement by Nasir Ahmed

Write down **two** examples of **exaggeration** from the statement by Nasir Ahmed.

For **each** example, give **one** reason to explain why it is exaggerated.

Your reasons must be based entirely on Sources 1 and 2 above.

**(4 marks)**

**NOW GO TO SECTION C ON PAGE 16**

## SECTION C – INTERNATIONAL ISSUES

Answer **ONE** question only:

- Question 5 Study Theme 3A – The Republic of South Africa on pages 16–19  
**OR** Question 6 Study Theme 3B – The People’s Republic of China on pages 20–23  
**OR** Question 7 Study Theme 3C – The United States of America on pages 24–27  
**OR** Question 8 Study Theme 3D – The European Union on pages 28–31  
**OR** Question 9 Study Theme 3E – Development in Brazil on pages 32–35

### *STUDY THEME 3A: THE REPUBLIC OF SOUTH AFRICA*

#### **Question 5**

- (a) 

The Government of South Africa has been working to improve the health of people in South Africa.
--------------------------------------------------------------------------------------------------

Describe **two** ways the Government of South Africa has been working to improve the health of people in South Africa.

**(4 marks)**

- (b) 

Crime is a problem in South Africa.
-------------------------------------

Give **two** reasons why crime is a problem in South Africa.

**(4 marks)**



**Question 5 (continued)**

(c) Study Sources 1 and 2 below, then answer the question which follows.

**SOURCE 1**

**Progress in Land Reform**

The Government of South Africa has made very good progress in handing back land to people who lost it during the apartheid years.

Of the nine provinces, the Eastern Cape had the highest number of land claims settled by March 2004. The least number of claims settled was in Limpopo.

Responding to critics, a Government spokesperson said there would be a bigger budget available to meet the targets for 2005 onwards.

Any problems dealing with claims have been due to lack of documents, such as birth and death certificates, to prove land claims.

**SOURCE 2**

**Land Reform Challenges**

The problems in settling claims have been due to a lack of staff. Another 200 staff were needed to meet the 2005 targets set by the Government.

The Government has not made enough progress in its efforts to return land. It takes over two years to deal with most claims.

Limpopo is the province with the least number of claims settled. The Eastern Cape had the highest number of claims settled.

The Government has accepted that it will increase the budget in order to process claims faster and meet its targets in future years.

Sources 1 and 2 give different views about land reform in South Africa.

Study the two sources and write down what these **differences** are.

Mention **two** differences in your answer.

Your answer must be based entirely on Sources 1 and 2 above.

**(4 marks)**

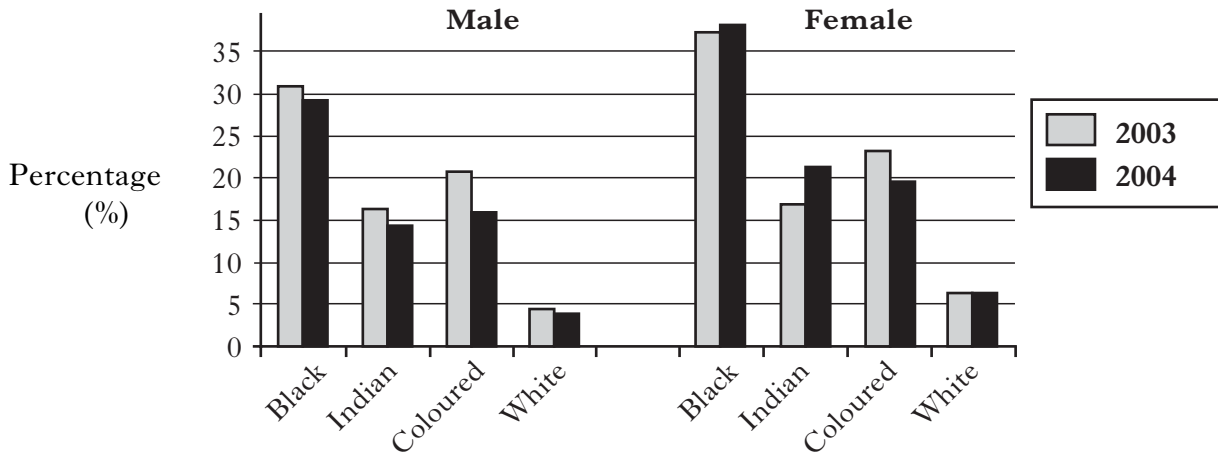
**[Turn over**

**Question 5 (continued)**

(d) Study Sources 1 and 2 below, then answer the question which follows.

**SOURCE 1**

**Percentage (%) Unemployment Rate by Racial Group and Gender; 2003 and 2004**



**SOURCE 2**

<b>Unemployment Rate by Province, 2004</b>	
<b>Province</b>	<b>Percentage Unemployed</b>
KwaZulu Natal	33%
Eastern Cape	33%
Limpopo	32%
North West	31%
Gauteng	28%
<b>National Average</b>	<b>28%</b>
Free State	27%
Mpumalanga	26%
Northern Cape	22%
Western Cape	18%

Unemployment rates for both black males and females increased between 2003 and 2004. Unemployment was lowest in the Western Cape. White males and females had the lowest rates of unemployment compared to the other racial groups. The Northern Cape had a rate of unemployment higher than the national average.

Statement by Katia Simmons

Write down **two** examples of **exaggeration** from the statement by Katia Simmons.

For **each** example, give **one** reason to explain why it is exaggerated.

Your answer must be based entirely on Sources 1 and 2 above.

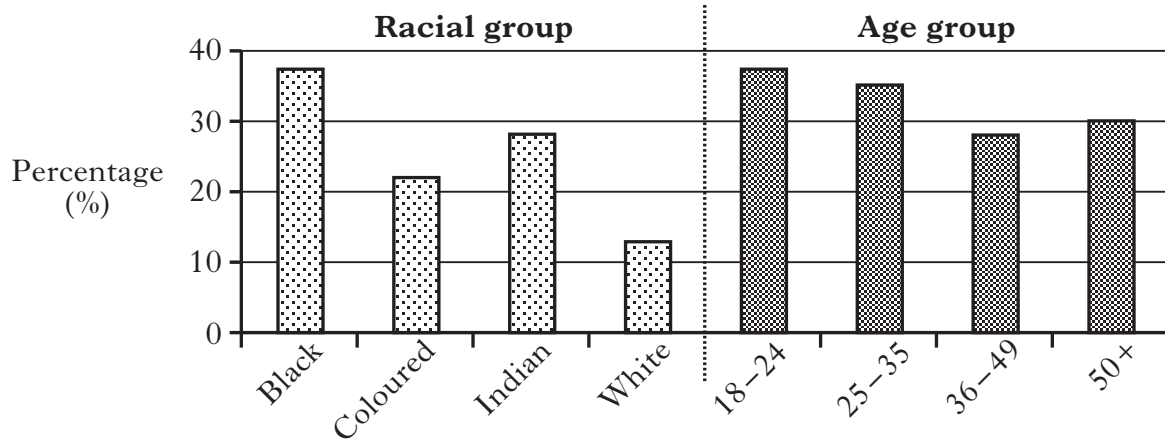
**(4 marks)**

**Question 5 (continued)**

(e) Study the information below, then answer the question which follows.

**Survey Question:**

Percentage (%) of people who answered “Yes” to the question –  
“**Has life improved for you since the 1999 election?**”



Using the information above, give **one** conclusion about **each** of the following:

- if life has improved for different racial groups
- if life has improved for different age groups.

Your answer must be based entirely on the information above.

**(4 marks)**

**NOW CHECK THAT YOU HAVE ANSWERED ONE QUESTION  
FROM EACH OF SECTIONS A, B AND C.**

*STUDY THEME 3B: THE PEOPLE'S REPUBLIC OF CHINA*

**Question 6**

(a)  People in China can take part in politics in a number of ways.

Describe **two** ways people in China can take part in politics.

**(4 marks)**

(b)  Some groups in China have very little health care.

Give **two** reasons why some groups in China have very little health care.

**(4 marks)**

**Question 6 (continued)**

(c) Study Sources 1 and 2 below, then answer the question which follows.

**SOURCE 1**

**Improvements in Working Conditions**

Chinese workers have benefited from the government's new laws on maximum working hours and better wage rates.

With more time and money, workers and their families can enjoy a better quality of life.

China's record on workplace accidents involving machinery is improving. For the last five years in a row, the number of people being killed at work has fallen.

Workplaces now take health and safety more seriously than before but too many workers continue to be killed at their place of employment.

**SOURCE 2**

**Concern over Working Conditions**

Many workers die each year forcing workplaces to pay more attention to the health and safety of their employees.

New laws were brought in which have improved wages and working conditions for Chinese workers.

Chinese workers are forced to work very long working days from 7 am until midnight. Family life suffers because of the long hours which people have to work.

When workers are tired, accidents involving machinery are more likely to occur. This has led to an increase in the number of deaths at work.

Sources 1 and 2 give different views about working conditions in China.

Study the two sources and write down what these **differences** are.

Mention **two** differences in your answer.

Your answer must be based entirely on Sources 1 and 2 above.

**(4 marks)**

**[Turn over**

**Question 6 (continued)**

(d) Study Sources 1 and 2 below, then answer the question which follows.

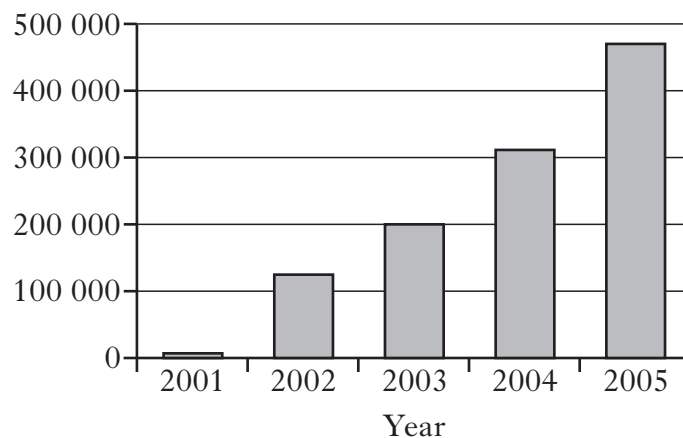
**SOURCE 1**

**Average Pay earned in Foreign Companies in Beijing (in \$)**

<b>Position</b>	<b>2001</b>	<b>2005</b>	<b>Percentage (%) increase 2001–2005</b>
Manual Worker	\$14 000	\$21 000	33%
Middle Manager	\$20 000	\$32 000	37%
Senior Manager	\$39 000	\$69 000	43%
Top Executive	\$65 000	\$132 000	51%

**SOURCE 2**

**Number of Foreign Companies in China, 2001–2005**



The number of foreign companies in China doubled between the years 2003 and 2004. Manual workers earn less than middle or senior managers. The pay of middle managers has increased the most between 2001 and 2005. The number of foreign companies in China has increased every year from 2001 to 2005.

Statement by Angie Lee

Write down **two** examples of **exaggeration** from the statement by Angie Lee.

For **each** example, give **one** reason to explain why it is exaggerated.

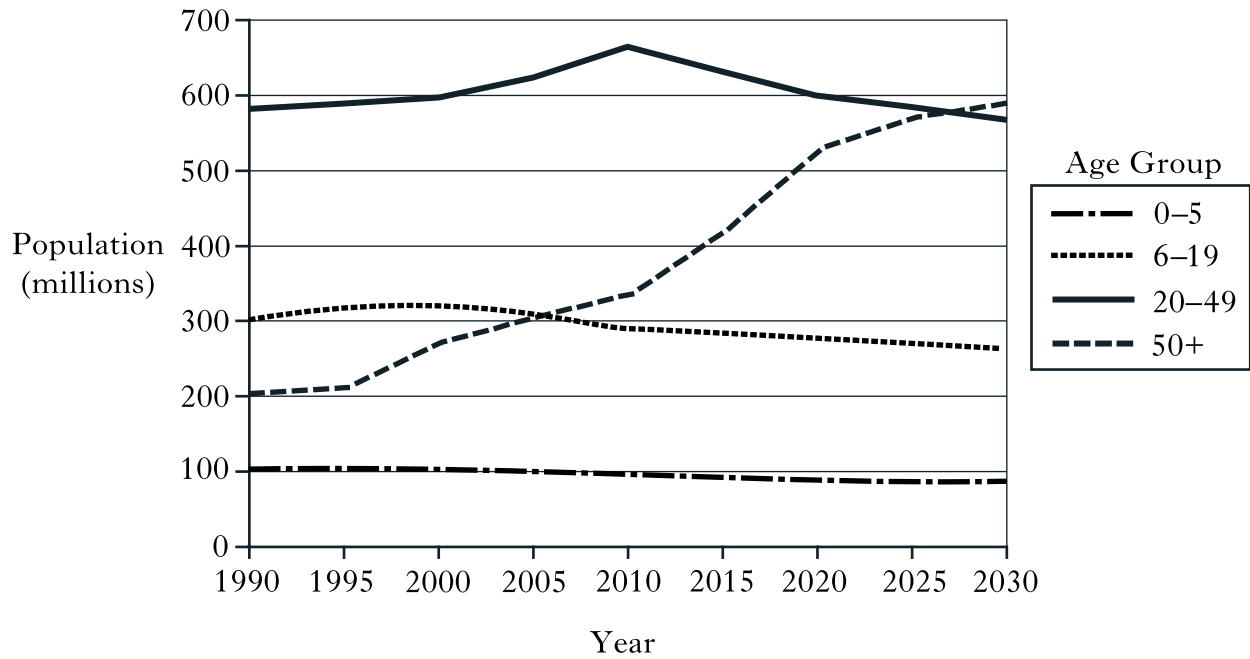
Your answer must be based entirely on Sources 1 and 2 above.

**(4 marks)**

**Question 6 (continued)**

(e) Study the information below, then answer the question which follows.

**China's population change by age group**



Using the information above, give **one** conclusion about **each** of the following:

- changes in the population of the 50+ age group
- changes in the population of younger age groups.

Your answer must be based entirely on the information above.

**(4 marks)**

**NOW CHECK THAT YOU HAVE ANSWERED ONE QUESTION  
FROM EACH OF SECTIONS A, B AND C.**

*STUDY THEME 3C: THE UNITED STATES OF AMERICA*

**Question 7**

(a) People in the USA can take part in politics in many ways.

Describe **two** ways people in the USA can take part in politics.

**(4 marks)**

(b) Some ethnic groups in the USA do less well in education than others.

Give **two** reasons why some ethnic groups in the USA do less well in education than others.

**(4 marks)**



**Question 7 (continued)**

(c) Study Sources 1 and 2 below, then answer the question which follows.

**SOURCE 1**

**Immigration and the USA**

America should have open borders. It is immigration that has made the USA the successful country it is today.

Immigrants come to America to work and they will often do the jobs that other Americans do not want to do.

Immigrants want to come to America because it is a wealthy country and its citizens enjoy many human rights.

Most of the recent immigrants have come from poor countries like Mexico in order to improve their lives.

**SOURCE 2**

**Immigration into America**

Many immigrants are coming into America from poor countries such as Mexico.

Immigrants are attracted to America's wealth and the rights and freedoms that Americans enjoy.

Immigration causes unemployment as the new arrivals take jobs from the people who already live in the USA.

It is time America closed its borders otherwise more and more immigration will result in major problems for the country.

Sources 1 and 2 give different views about immigration into the USA.

Study the two sources and write down what these **differences** are.

Mention **two** differences in your answer.

Your answer must be based entirely on Sources 1 and 2 above.

**(4 marks)**

**[Turn over**

**Question 7 (continued)**

(d) Study Sources 1 and 2 below, then answer the question which follows.

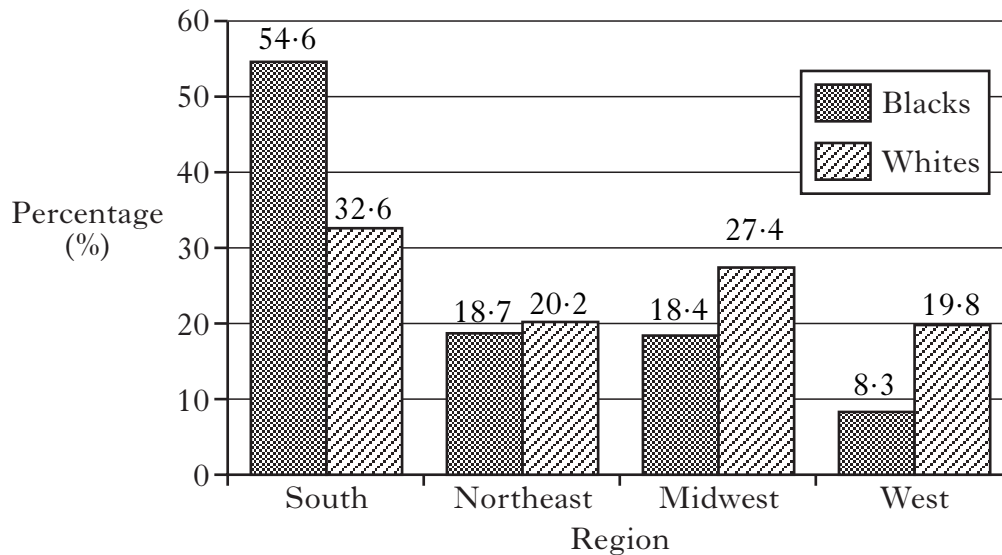
**SOURCE 1**

**Changes in the Population of the USA**

The population census taken in 2000 showed that Whites were still the largest population group in the USA. The census showed, however, that Hispanic Americans had become the largest minority group. The growth in the population of this group meant that Black Americans were no longer the largest minority. Although the Black population continued to rise, the Hispanic population was growing at a faster rate so that as the twenty-first century began, Hispanics in the USA outnumbered Black Americans.

**SOURCE 2**

**White and Black Population by Region (by percentage)**



Whites are the largest population group in the USA. Black Americans are the largest of the minority groups. A larger percentage of Blacks than Whites live in the Midwest. Over half of Black Americans live in the South.

Statement by Patty Griffin

Write down **two** examples of **exaggeration** from the statement by Patty Griffin.

For **each** example, give **one** reason to explain why it is exaggerated.

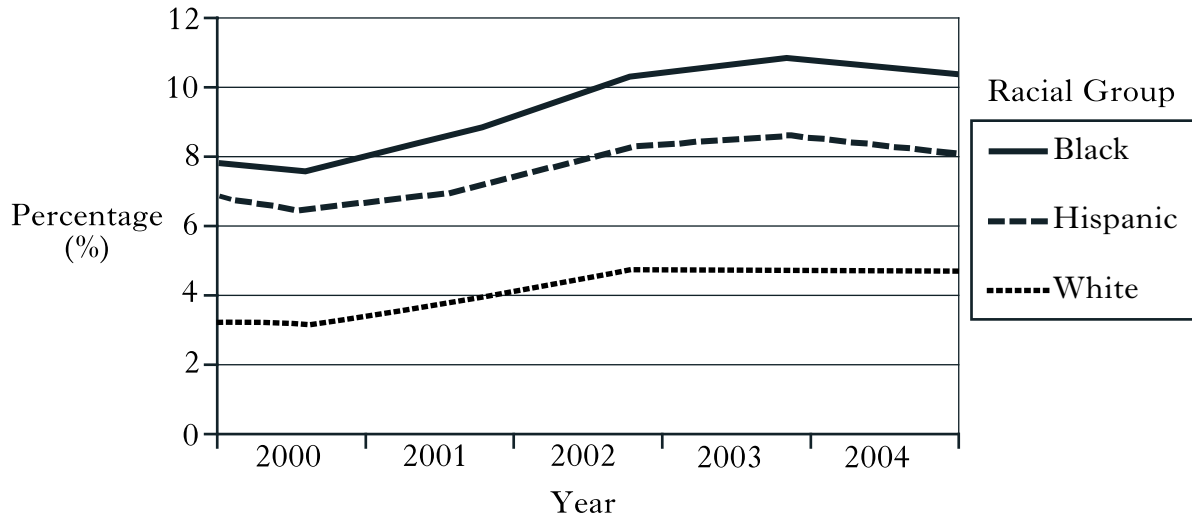
Your answer must be based entirely on Sources 1 and 2 above.

**(4 marks)**

**Question 7 (continued)**

(e) Study the information below, then answer the question which follows.

**Percentage (%) Unemployment Rates by Racial Groups, 2000–2004**



Using the information above, give **one** conclusion about **each** of the following:

- differences in unemployment among different racial groups
- how unemployment has changed between 2000 and 2004.

Your answer must be based entirely on the information above.

**(4 marks)**

**NOW CHECK THAT YOU HAVE ANSWERED ONE QUESTION FROM EACH OF SECTIONS A, B AND C.**

*STUDY THEME 3D: THE EUROPEAN UNION*

**Question 8**

(a) There are advantages for countries that are members of the European Union (EU).

Describe **two** advantages for countries that are members of the European Union (EU).

**(4 marks)**

(b) Countries in the European Union benefit from military cooperation.

Give **two** reasons why countries in the European Union benefit from military cooperation.

**(4 marks)**

**Question 8 (continued)**

(c) Study Sources 1 and 2 below, then answer the question which follows.

**SOURCE 1**

**Sport and leisure in Spain**

In Spain, there are various festivals which take place in towns and villages throughout the year.

Spain is well known for flamenco dancing which always entertains the crowds who flock to see it being performed. The main musical instrument used to back the dancers is the guitar.

Like many countries in the world, football is the number one sport, attracting large crowds to matches.

Animal rights campaigners complain that bull fighting is still a popular tourist attraction.

**SOURCE 2**

**Sport and leisure in Scotland**

In Scotland, there are various leisure pursuits that people participate in. The most popular spectator sport is football.

Animal rights groups are pleased that the Scottish Parliament has banned hunting with dogs.

The world famous Edinburgh Festival is one of many festivals in Scotland and attracts many visitors from overseas.

Scottish country dancing is popular amongst people of all ages and the bagpipes provide the musical backing.

Sources 1 and 2 give different views about sport and leisure in Spain and Scotland.

Study the two sources and write down what these **differences** are.

Mention **two** differences in your answer.

Your answer must be based entirely on Sources 1 and 2 above.

**(4 marks)**

**[Turn over**

**Question 8 (continued)**

(d) Study Sources 1 and 2 below, then answer the question which follows.

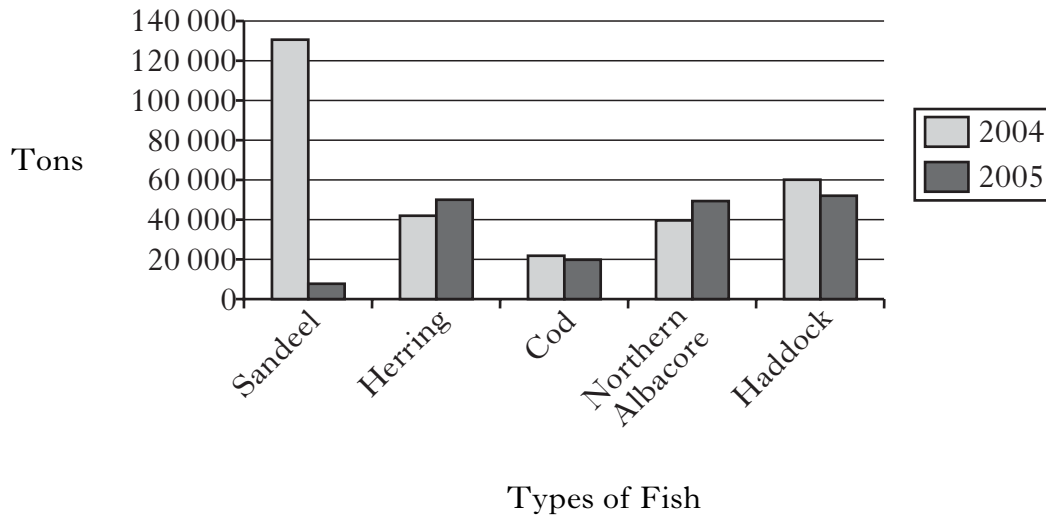
**SOURCE 1**

**EU Fishing Deal**

Scientists have warned that stocks of several kinds of fish, including cod, are at an all time low. It was proposed in 2005 by the European Union (EU) that all cod fishing in large parts of the North Sea should be banned. However, the EU has now backed down from the proposal because of claims that this will be disastrous for fishing in the future. Britain and Malta are leading countries against the ban on cod fishing because its effects would be devastating for fishing communities.

**SOURCE 2**

**Total Allowable Catches of Fish allowed in EU Waters**



Total allowable catches of herring doubled between 2004 and 2005. Britain and Malta are leading countries against the ban on cod fishing. Catches of sandeels show the greatest decrease between the years 2004 and 2005. Scientists are not concerned about declining stocks of any fish.

Statement by Madeleine Peyroux

Write down **two** examples of **exaggeration** from the statement by Madeleine Peyroux.

For **each** example, give **one** reason to explain why it is exaggerated.

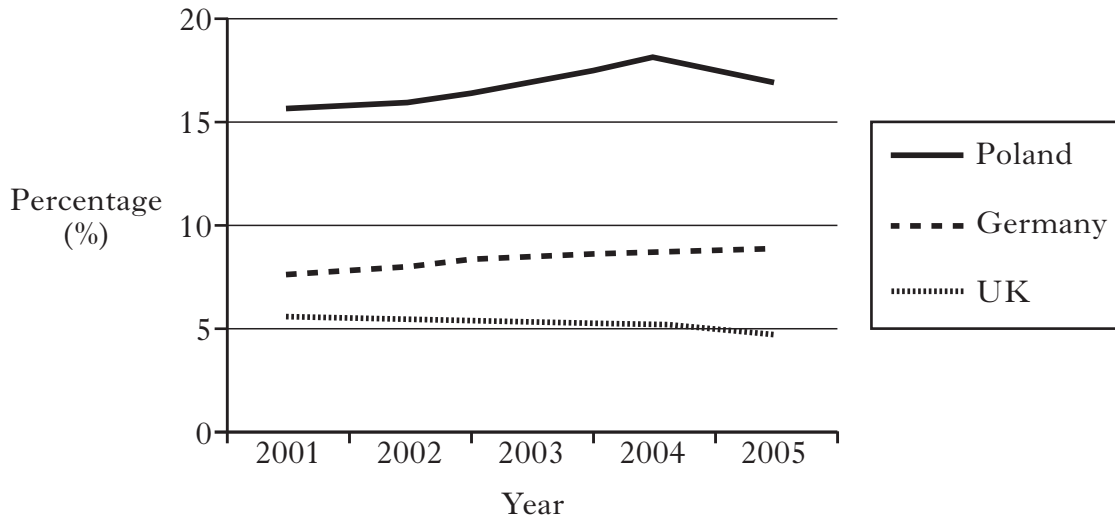
Your answer must be based entirely on Sources 1 and 2 above.

**(4 marks)**

**Question 8 (continued)**

(e) Study the information below, then answer the question which follows.

**Unemployment in Selected European Countries, 2001–2005**



Using the information above, give **one** conclusion about **each** of the following:

- differences in unemployment among different countries
- how unemployment has changed between 2001 and 2005.

Your answer must be based entirely on the information above.

**(4 marks)**

**NOW CHECK THAT YOU HAVE ANSWERED ONE QUESTION  
FROM EACH OF SECTIONS A, B AND C.**

*STUDY THEME 3E: DEVELOPMENT IN BRAZIL*

**Question 9**

(a)

Describe **two** ways the Government of Brazil has improved the lives of Native Indians.

**(4 marks)**

(b)

Give **two** reasons why some groups in Brazil have poorer health than others.

**(4 marks)**



**Question 9 (continued)**

(c) Study Sources 1 and 2 below, then answer the question which follows.

**SOURCE 1**

**Private Education in Brazil**

The pupils who attend private schools are from rich, middle-class families. Most go on to university or college after they finish secondary school.

School uniform must be worn, casual clothes are not allowed in private schools. Pupils are used to strict rules and discipline.

Pupils study a wide range of subjects. Foreign languages such as English are taught at all levels.

Some of the best teachers work in private schools and earn good salaries, some as high as \$1000 per month.

**SOURCE 2**

**Public Education in Brazil**

In public schools there is a lack of qualified teachers. Teachers who work in public schools earn poor salaries of between \$150–\$300 per month.

Public schools try to teach students a variety of subjects and foreign languages, including English.

Most public schools try to encourage pupils to work hard and follow the school rules. Pupils are expected to wear school uniform.

It is mostly children of poor, working-class families who attend public school. The ones who go to secondary school usually leave to get a job, which is often low paid.

Sources 1 and 2 give different views about education in Brazil.

Study the two sources and write down what these **differences** are.

Mention **two** differences in your answer.

Your answer must be based entirely on Sources 1 and 2 above.

**(4 marks)**

**[Turn over**

**Question 9 (continued)**

(d) Study Sources 1 and 2 below, then answer the question which follows.

**SOURCE 1**

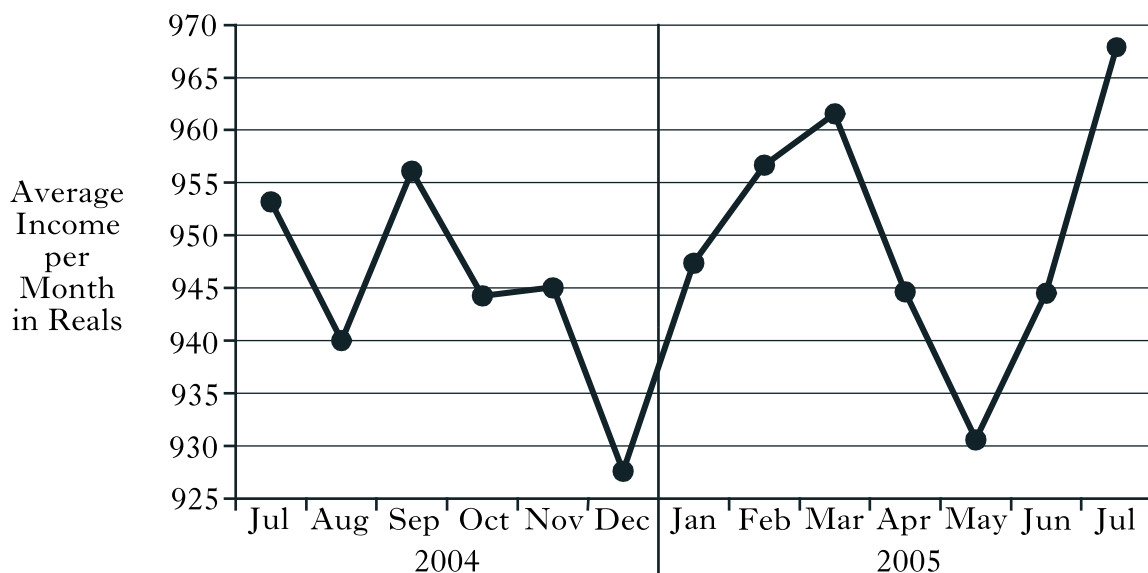
**Brazil's unemployment rate hits a new low**

Brazil's unemployment rate fell to its lowest level in three years according to the Government. The unemployment rate has been falling gradually since it reached its highest point in April 2004 when it was 13.1%. Unemployment fell from 10.8% in April 2005 to 9.4% in July 2005.

This improvement is due to the country's strong economic growth. However, some experts say that unemployment could increase in the next few months. This is because many jobs are temporary for the holiday season only.

**SOURCE 2**

**Average Income of People Employed, July 2004–July 2005**



Unemployment in Brazil increased between April and July 2005. The average income of employed people increased between May 2005 and July 2005. Unemployment was high in April 2004. The average income of employed people was lowest in May 2005.

Statement by Ronaldo Ceasar

Write down **two** examples of **exaggeration** from the statement by Ronaldo Ceasar.

For **each** example, give **one** reason to explain why it is exaggerated.

Your answer must be based entirely on Sources 1 and 2 above.

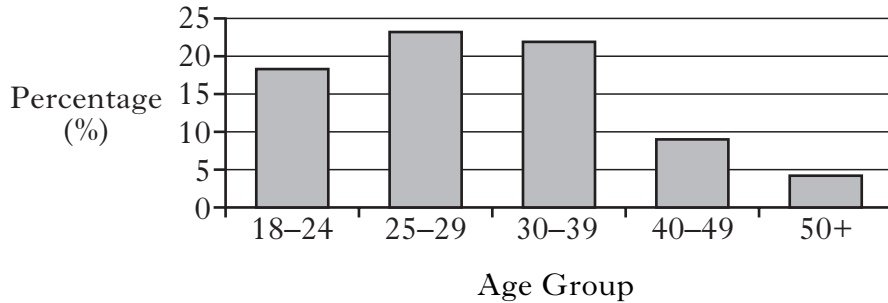
**(4 marks)**

**Question 9 (continued)**

(e) Study Sources 1 and 2 below, then answer the question which follows.

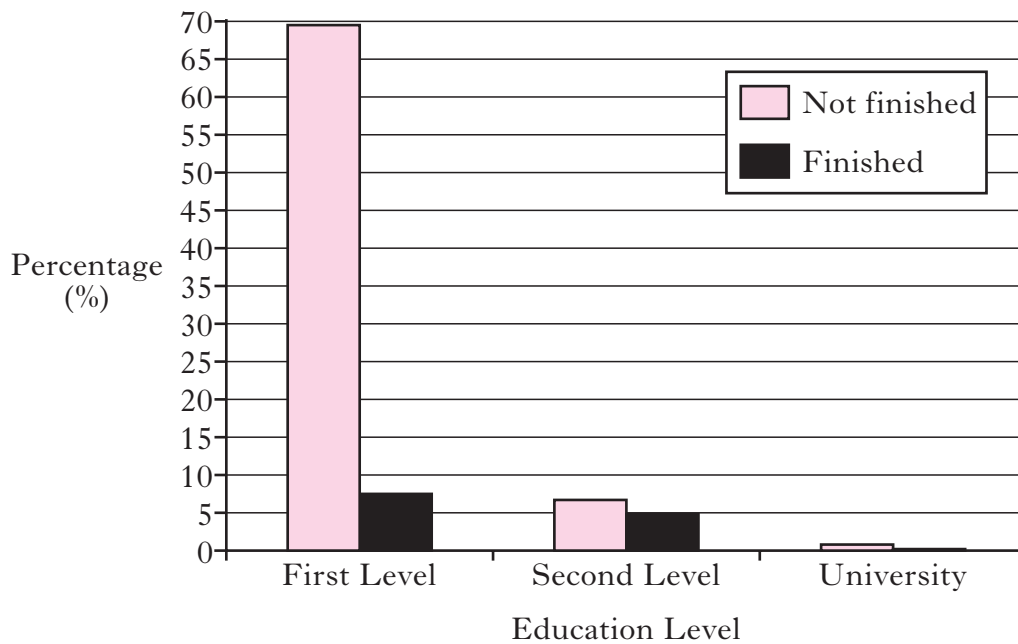
**SOURCE 1**

**Percentage (%) of Prisoners in Brazil by Age Group**



**SOURCE 2**

**Percentage (%) of Prisoners in Brazil by Education Level**



Using Sources 1 and 2 above, give **one** conclusion about **each** of the following:

- the age of prisoners in Brazil
- the level of education of prisoners in Brazil.

Your answer must be based entirely on Sources 1 and 2 above.

**(4 marks)**

**NOW CHECK THAT YOU HAVE ANSWERED ONE QUESTION FROM EACH OF SECTIONS A, B AND C.**

*[END OF QUESTION PAPER]*

**[BLANK PAGE]**