

FOR OFFICIAL USE

--	--	--	--	--	--

F

KU ES

Total Mark

--	--

2640/401

NATIONAL
QUALIFICATIONS
2011

TUESDAY, 10 MAY
9.00 AM – 10.00 AM

MODERN STUDIES
STANDARD GRADE
Foundation Level

Fill in these boxes and read what is printed below.

Full name of centre

Town

Forename(s)

Surname

Date of birth

Day Month Year

--	--	--	--	--	--

Scottish candidate number

--	--	--	--	--	--	--	--	--	--

Number of seat

- 1 Read every question carefully.
- 2 Answer all questions as fully as you can.
- 3 If you cannot do a question, go on to the next one. Try again later.
- 4 **In question 3, answer one section only: Section (A) The USA or Section (B) China.**
- 5 Answer questions in the space provided.
- 6 Do not write in the right hand margins.
- 7 Before leaving the examination room you must give this book to the Invigilator. If you do not, you may lose all the marks for this paper.



SYLLABUS AREA 1—LIVING IN A DEMOCRACY

QUESTION 1

(a) Study the drawings below, then answer the question which follows.



A. Shop Steward asking employers about a pay rise for workers.



B. Shop Steward travelling to work.



C. Shop Steward writing a letter about a safety problem for a worker.



D. Shop Steward having a cup of tea in the workers' canteen.

Which **two** drawings above show a Shop Steward **representing** workers?

Write a letter in **each** of the boxes.

--	--

QUESTION 1 (CONTINUED)

(b) Study the table below, then answer the question which follows.

Trade union membership in the UK as a (%) of the total workforce

Country	1998	2008
England	28.4	26.1
Scotland	41.2	37.4
Wales	35.1	32.9
Northern Ireland	41.3	35.6
UK Average	29.7	27.2

- A. In 2008, Scotland had the highest % of people in a Trade Union.
- B. In 1998, both England and Wales were below the UK average.
- C. Northern Ireland had the second highest % in 1998.
- D. Between 1998 and 2008 no country had an increase in Trade Union membership.

Statements made by Scott Faulds

Using **only** the information from the table above, give **two** statements made by Scott Faulds that are **true** and **two** statements that are **false**.

Write a letter in **each** of the boxes below.

Scott Faulds' true statements	Scott Faulds' false statements
<input style="width: 30px; height: 30px; margin-right: 20px;" type="checkbox"/> <input style="width: 30px; height: 30px;" type="checkbox"/>	<input style="width: 30px; height: 30px; margin-right: 20px;" type="checkbox"/> <input style="width: 30px; height: 30px;" type="checkbox"/>

4

[Turn over

Marks	KU	ES
1		
1		

QUESTION 1 (CONTINUED)

Mary is investigating the topic in the box below.



The work of Members of the Scottish Parliament (MSPs)

Answer questions (c), (d), (e) and (f).

(c) Mary has been asked by her teacher to state **one** main **heading** for her investigation.

Which **one** of the headings below would be **best** for her investigation?

Tick **one** box.

- A. Debates in the Scottish Parliament
- B. Pressure groups in Scotland
- C. Trade union membership

1

(d) Mary decides to **e-mail** an MSP.

Give **one** reason why sending an **e-mail** to an MSP might be a **good** way to get information for her investigation.

Tick **one** box.

- A. You always get good information in an e-mail.
- B. Many people find e-mail an easy way to keep in touch.
- C. MSPs do not get many e-mails.

1

Marks

KU	ES
2	

QUESTION 1 (CONTINUED)

(e) The MSP contacts the school and suggests Mary could come to her local office to interview her.

What **advantages** are there of **interviewing** an MSP?

Tick **two** boxes.

A. You may get long confusing answers.

B. You can ask several questions.

C. You can record the interview and listen to it again.

D. The answers will be one-sided.

2

[Turn over

QUESTION 1 (CONTINUED)

(f) The MSP suggests that her **website** might also be helpful to Mary.

The screenshot shows the website for Jean McTavish MSP. At the top, there is a search bar and navigation tabs for 'Parliamentary Business', 'Visit, Learn, Interact', 'MSPs', 'News, Media & Events', and 'About the Parliament'. The breadcrumb trail reads 'Home > MSPs > Current Members > ..back'. The main heading is 'Jean McTavish MSP' with a 'Contact Details' button. A photo of Jean McTavish is shown. Below the photo, there are two text boxes with links: 'Follow [this link](#) to see a video of Jean McTavish...' and 'Follow [this link](#) to find out more about what Jean does for her constituents...'. To the right of the second text box is a small image of a bridge. A sidebar on the left contains links to 'Current Members' and 'Jean McTavish', and a section titled 'For more information click on the links below.' with arrows pointing to 'MSPs and their work in the Scottish Parliament' and 'MSP Allowances'.

DO NOT
WRITE IN
THIS
MARGIN

Marks	Marks	
	KU	ES
2		

Give **two** ways that Mary could use the website above to help in her investigation into “**The work of MSPs**”.




Way 1 _____

Way 2 _____

SYLLABUS AREA 2—CHANGING SOCIETY

QUESTION 2

(a) Study the drawings below, then answer the question which follows.



Which **two** drawings above show ways that the Government helps elderly people?

Write a letter in **each** of the boxes.

<input type="checkbox"/>	<input type="checkbox"/>
--------------------------	--------------------------

2

[Turn over

QUESTION 2 (CONTINUED)

(b) The drawing below shows an elderly couple who are well off.



Give reasons why some elderly people are better off than others.

To answer this question, you should complete the paragraph below by using four of the words provided.

Choose from the following words.

low	savings	arthritis
private	well	debt

Some elderly people have a private pension and _____ in the bank.

This is because they had _____ paid jobs before retirement.

They are also in good health, and do not suffer from illnesses such as

_____ or dementia.

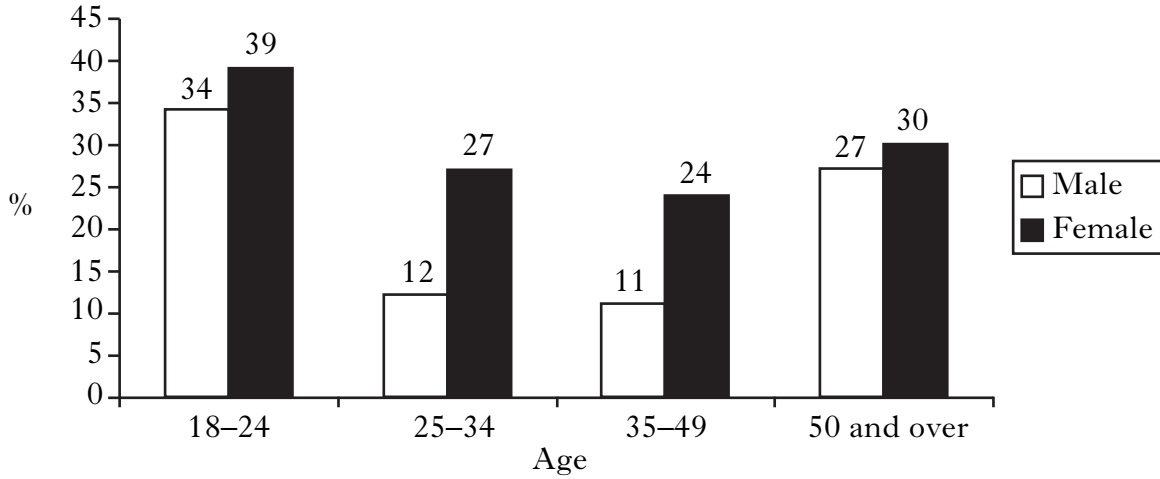
If they become ill, they will get treatment more quickly because they may have

_____ health care.

QUESTION 2 (CONTINUED)

(c) Study the bar chart below, then answer the question which follows.

Age ranges of people who are out of work in the UK (%)



More young females are out of work than any other group.

View of Margaret Kenny

Give **one** reason to **support** the view of Margaret Kenny.

Your answer **must** be based on the information above.

I agree with Margaret Kenny because _____

2

[Turn over

<i>Marks</i>	KU	ES
4		

QUESTION 2 (CONTINUED)

(d) Study Sources 1 and 2 below, then answer the question which follows.

SOURCE 1

Any problems with our pavements are dealt with by the local Council.

The group that falls most often on dangerous pavements is the elderly.

A recent study of the problem showed that almost a quarter of all pavements in the country are not safe.

The best solution is to put adverts in local newspapers to warn people to take more care when out walking.

SOURCE 2

Spending millions of pounds to repair dangerous pavements is the best way to get rid of the problem.

24% of UK pavements are unsafe, according to a study carried out recently.

Disabled people are the group who suffer most falls on unsafe pavements.

It is the job of local Councils to fix any problems with our pavements.

Sources 1 and 2 give different views about **dangerous pavements**.

Write down **two** differences between these views.

Your answer **must** be based entirely on the Sources above.

Difference 1

Source 1 says _____

But in Source 2 it says _____

Difference 2

Source 1 says _____

But in Source 2 it says _____

Marks	KU	ES
-------	----	----

SYLLABUS AREA 3—IDEOLOGIES

QUESTION 3

Answer **ONE** Section only: Section (A)—The USA
 OR Section (B)—China

I will answer questions on—
Tick **one** box.

- The USA** on Pages *eleven to fifteen*
- China** on Pages *sixteen to twenty*

(A) THE USA

(a) Study the drawings below, then answer the question which follows.

A

I am unable to afford to feed my family.

B

I own a successful business.

C

I can now afford to provide good health care for my family.

D


I cannot afford a lawyer.

Which **two** drawings show the **American Dream**?

Write a letter in **each** of the boxes.

QUESTION 3 (A) (CONTINUED)

(b) The drawing below shows some of the ways people in America take part in politics.



Give **two** ways in which people in America can **take part in politics**.

For **each** way, explain why they do it.

To answer this question, you may wish to use the drawing above.

Way 1 _____

People in America do this because _____

Way 2 _____

People in America do this because _____

Marks	KU	ES
2		

QUESTION 3 (A) (CONTINUED)

(c) Study the table below, then answer the question which follows.

Life expectancy in selected countries (years)

Countries	Male	Female
China	72	76
Russia	59	73
Thailand	71	76
USA	76	81

Using **only** the table above, decide which **two** of the following statements are **correct**.

Tick **two** boxes.

- A. American women have the longest life expectancy.
- B. Chinese men live longer than women in Russia.
- C. American men do not live as long as women in Thailand.
- D. Women in China and Thailand live for the same length of time.

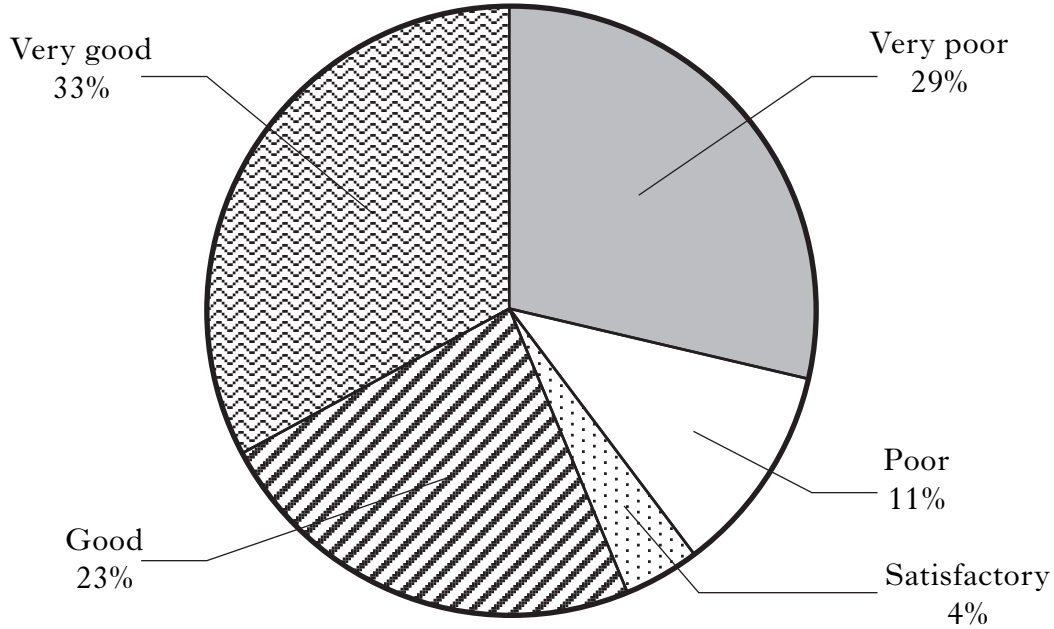
[Turn over

QUESTION 3 (A) (CONTINUED)

(d) Study the pie chart below, then answer the question which follows.

Public Opinion Poll (2009)

QUESTION: How good a job is President Obama doing?



A majority of people in the United States are pleased with the job that President Obama is doing.

View of Ross Henderson

Give **one** reason to **support** the view of Ross Henderson.

Your answer **must** be based on the information above.

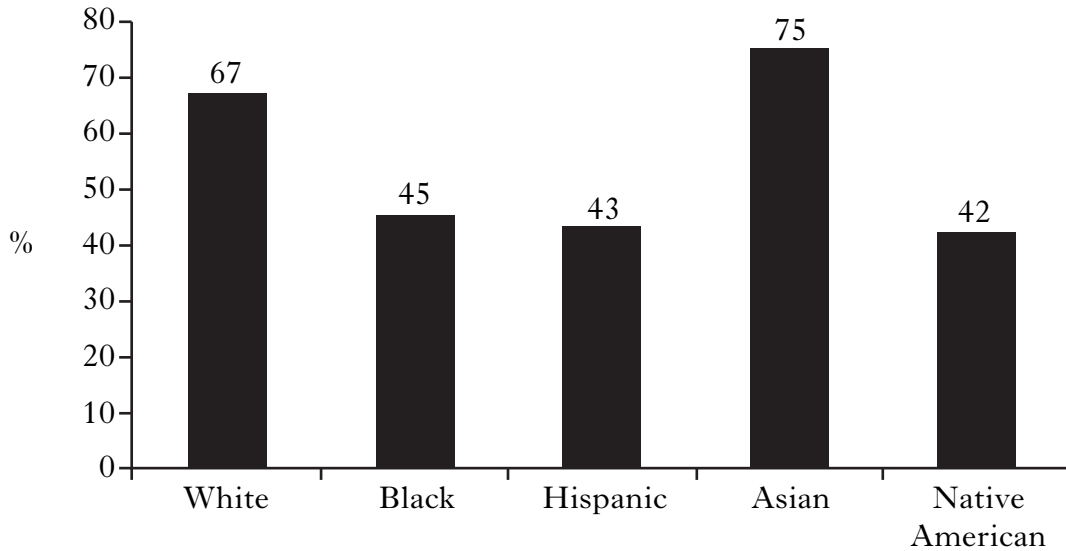
I agree with Ross Henderson because _____

2

QUESTION 3 (A) (CONTINUED)

(e) The bar chart below gives information about the use of the Internet in the USA. Study the bar chart, then answer the question which follows.

Internet use by different races in America (%)



- A. Native Americans had the lowest percentage of Internet users.
- B. Hispanics made greater use of the Internet than Blacks.
- C. Asians made most use of the Internet.
- D. Whites made less use of the Internet than Hispanics.

Using **only** the information in the bar chart above, write down **two** statements which are **exaggerated**.

Statement 1 _____

Statement 2 _____




2

NOW GO TO QUESTION 4 ON PAGE TWENTY-ONE

QUESTION 3 (CONTINUED)

(B) CHINA

(a) Study the drawings below, then answer the question which follows.



Which **two** drawings above show Chinese people having a **good life**?

Write a letter in **each** of the boxes.


2

Marks

KU	ES

QUESTION 3 (B) (CONTINUED)

(b) The drawing below shows some of the ways people in China take part in politics.



Give **two** ways in which people in China can **take part in politics**.

For **each** way, explain why they do it.

To answer this question, you may wish to use the drawing above.

Way 1 _____

People in China do this because _____

Way 2 _____

People in China do this because _____

4

[Turn over

Marks

KU	ES

QUESTION 3 (B) (CONTINUED)

(c) Study the table below, then answer the question which follows.

Life expectancy in selected countries (years)

Countries	Male	Female
China	72	76
Russia	59	73
Thailand	71	76
USA	76	81

Using **only** the table above, decide which **two** of the following statements are **correct**.

Tick **two** boxes.

- A. American women have the longest life expectancy.
- B. Chinese men live longer than women in Russia.
- C. American men do not live as long as women in Thailand.
- D. Women in China and Thailand live for the same length of time.

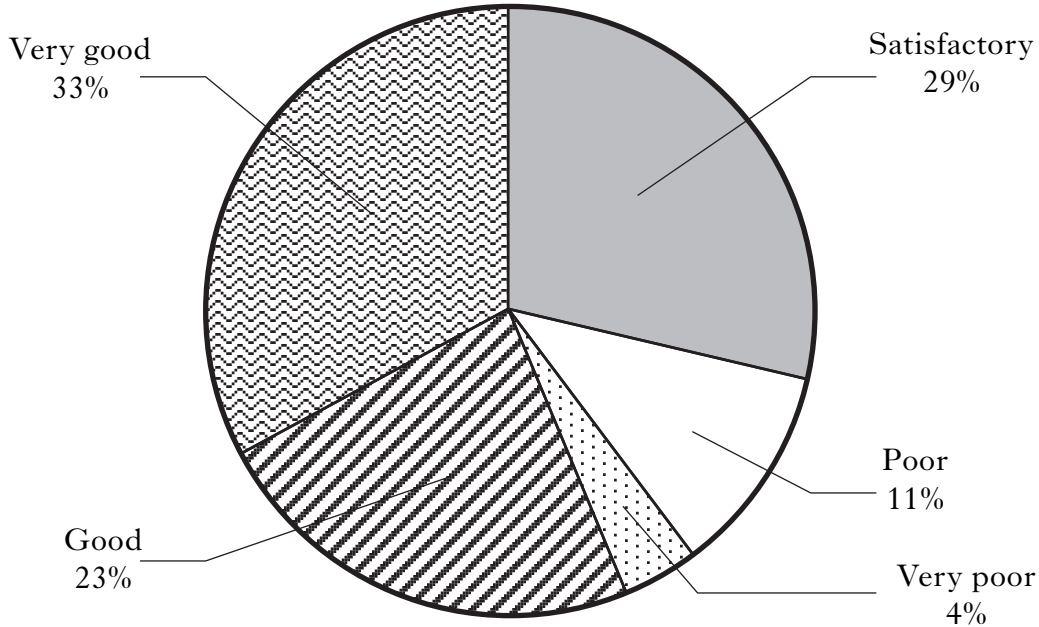
2

QUESTION 3 (B) (CONTINUED)

(d) Study the pie chart below, then answer the question which follows.

Public Opinion Poll (2009)

QUESTION: How good a job is President Hu Jintao doing?



A majority of people in China are pleased with the job that President Hu Jintao is doing.

View of Tan Wangsong

Give **one** reason to **support** the view of Tan Wangsong.

Your answer **must** be based on the information above.

I agree with Tan Wangsong because _____

2

[Turn over

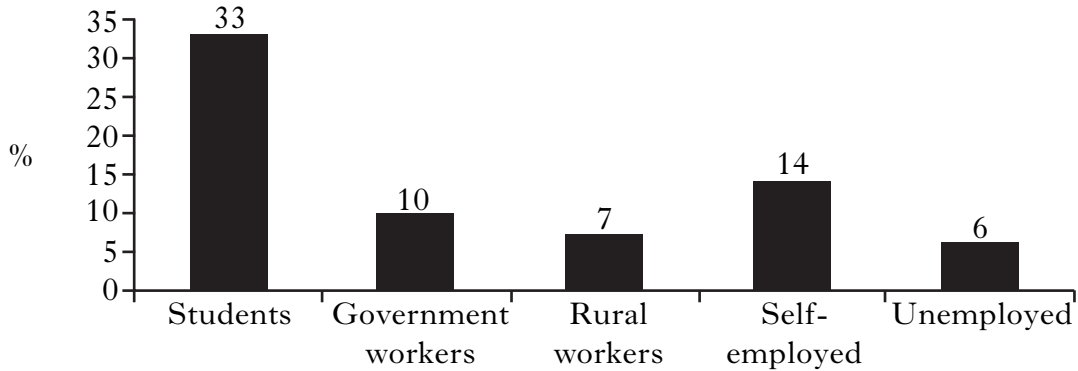
Marks

KU	ES

QUESTION 3 (B) (CONTINUED)

(e) The bar chart below gives information about the use of the Internet in China. Study the bar chart, then answer the question which follows.

Internet use among different groups in China (%)



- A. The Unemployed made least use of the Internet.
- B. Government workers made more use of the Internet than the self-employed.
- C. Students made most use of the Internet.
- D. Rural workers made more use of the Internet than the self-employed.

Using **only** the information in the bar chart above, write down **two** statements which are **exaggerated**.

Statement 1 _____

Statement 2 _____

2

NOW GO TO QUESTION 4 ON PAGE TWENTY-ONE

Marks

KU	ES

SYLLABUS AREA 4—INTERNATIONAL RELATIONS

QUESTION 4

(a) Study the newspaper headlines below, then answer the question which follows.

A.

**New countries
want to join the EU**

B.

**EU forces Britain to clean up
beaches**

C.

EU orders fishermen to catch less fish

D.

EU elections a success

Which **two** newspaper headlines above show that the EU has **power** over its member countries?

Write a letter in **each** of the boxes.

2




[Turn over

QUESTION 4 (CONTINUED)

Marks

KU	ES

(b) The drawings below show ways in which NATO meets some of the needs of its member states.



Explain the ways in which NATO meets some of the needs of its member states.

To answer this question, you should complete the paragraph below by using four of the words provided.

Choose from the following words.

election	uniforms	warning
pirates	patrol	jobs

NATO aircraft provide early _____ of attacks.

NATO troops have helped to run the _____ in Afghanistan.

NATO orders for weapons keep thousands of people in _____.

NATO forces have tried to stop _____ attacking ships.

Marks

KU	ES
----	----

QUESTION 4 (CONTINUED)

- (c) The timeline below gives information about the African country Somalia. Study the timeline, then answer the question which follows.

Somalia Timeline

Date	Event
March 2004	A new Government is formed in Somalia which hopes to end years of fighting.
May 2006	War begins in Somalia. Several different groups begin fighting for control.
July 2006	Ethiopia's army invades Somalia to fight for one side in the war.
January 2007	The UN say almost one million people in Somalia are refugees and describe the country as "lawless".
During 2008	Pirate attacks off Somalia's coast double. Many ships are captured.
February 2009	Ethiopian troops agree to leave Somalia.
September 2009	America offers millions of dollars to help improve hospitals in Somalia.
October 2009	Two British people are held hostage by pirates in Somalia.

Which of the following statements about Somalia are **exaggerated**?

Tick **two** boxes.

- A. No other countries have fought in Somalia's war.
- B. America has offered to help Somalia.
- C. Somali pirates have never captured British people.
- D. Many of Somalia's people have become refugees.

2

[Turn over for Question 4(d) on Page twenty-four

QUESTION 4 (CONTINUED)

(d) Study the information below, then answer the question which follows.

**Factfile on Children in Africa
(2005 – 2010)**

- A. The number of children who can read and write has gone up in Swaziland.
- B. In Ethiopia, fewer children are living in poverty.
- C. More children are suffering from HIV/Aids in Botswana.
- D. There are twice as many homeless children in Somalia than five years ago.
- E. Africa receives billions of dollars in aid each year.

Life has improved for African children in recent years.

View of Shaun Daniels

Using **only** the information from the factfile above, give **two** pieces of evidence to **support** and **two** pieces of evidence to **oppose** the view of Shaun Daniels.

Write a letter in **each** of the boxes below.

Evidence to support the view	Evidence to oppose the view
<div style="display: flex; justify-content: space-around; width: 100%;"> <div style="border: 1px solid black; width: 40px; height: 40px; margin: 0 auto;"></div> <div style="border: 1px solid black; width: 40px; height: 40px; margin: 0 auto;"></div> </div>	<div style="display: flex; justify-content: space-around; width: 100%;"> <div style="border: 1px solid black; width: 40px; height: 40px; margin: 0 auto;"></div> <div style="border: 1px solid black; width: 40px; height: 40px; margin: 0 auto;"></div> </div>

4

[END OF QUESTION PAPER]

ACKNOWLEDGEMENTS

Foundation Level Question 1(*f*)—Scottish Parliament web page mock up. © Crown Copyright.

Foundation Level Question 2(*a*) Picture A—NHS logo is reproduced by kind permission of Department of Health Branding.