

FOR OFFICIAL USE

--	--	--	--	--	--

F

KU ES

Total Mark

--	--

2640/401

NATIONAL
QUALIFICATIONS
2009

MONDAY, 25 MAY
9.00 AM – 10.00 AM

MODERN STUDIES
STANDARD GRADE
Foundation Level

Fill in these boxes and read what is printed below.

Full name of centre

--

Town

--

Forename(s)

--

Surname

--

Date of birth

Day Month Year

--	--	--	--	--	--	--

Scottish candidate number

--	--	--	--	--	--	--	--

Number of seat

--

- 1 Read every question carefully.
- 2 Answer all questions as fully as you can.
- 3 If you cannot do a question, go on to the next one. Try again later.
- 4 **In question 3, answer one section only: Section (A) The USA or Section (B) China.**
- 5 Answer questions in the space provided.
- 6 Do not write in the right hand margins.
- 7 Before leaving the examination room you must give this book to the invigilator. If you do not, you may lose all the marks for this paper.



Marks

(a) Study the drawings below, then answer the question which follows.



A. Voting for their MSP



B. Visiting Edinburgh Castle



C. Canvassing in a Council election



D. Voting during a television programme

Write a letter in **each** of the boxes.

Page 10

2

KU	ES
----	----

KU	ES
----	----

- | | |
|----|----|
| KU | ES |
|----|----|



KU	ES
----	----

KU	ES
----	----

KU	ES
----	----

KU	ES
----	----

KU	ES
----	----

KU	ES
----	----

KU	ES
----	----

Marks

SOURCE 1

People working for the Royal Mail will now work until they are 65.

Royal Mail workers were overpaid for the work they did.

Marks

[illegible]

- A. The SNP got six more councillors than in 2003.
- B. The number of Green councillors stayed the same.
- C. The SNP were one of five parties in the election.
- D. The SNP now run the Council.
- E. The Liberal Democrats increased their councillors by five.



Write a letter in **each** of the boxes.

Page 10

2

[Turn over

Marks

KU	ES

SYLLABUS AREA 2—CHANGING SOCIETY

QUESTION 2

- (a) The drawing below shows a pupil thinking about the Educational Maintenance Allowance (EMA).



Give reasons why the Educational Maintenance Allowance (EMA) was introduced to help families.

To answer this question you should complete the paragraph below by using four of the words provided.

Choose from the following words.

family	encourages	government
allowance	qualifications	headteacher

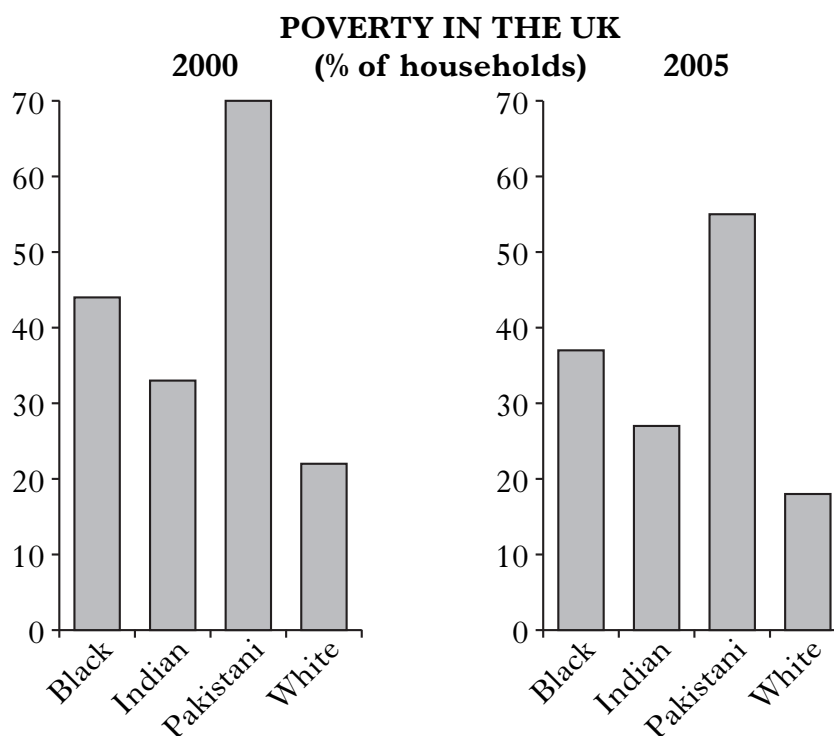
The Educational Maintenance Allowance was started by the _____ in 2005.

It _____ young people to stay on at school or college.

Young people may be given a weekly _____ of between £10 to £30.

This should improve their _____ and chances of a better job.

Marks

[illegible]

- A. In 2000, the poverty level was higher for Indians than for Black people.
- B. The poverty level for Black people had increased between 2000 and 2005.
- C. White people had the lowest levels of poverty in both years.
- D. Pakistani households had the highest level of poverty in 2005.

Statements made by Jaswinder Khan

Using **only** the information in the bar graphs above, write down **two** statements made by Jaswinder Khan that are **correct**.

Statement 1 _____

Statement 2

Neil is investigating the topic in the box below.



Answer questions (c), (d), (e) and (f).

- Which **one** of the headings below would be **best** for his investigation?

A. Retirement Pensions

B. Nursery Schools and Playgroups

C. Causes of Unemployment

- Give **one** reason why sending an **e-mail** to a Government Minister would be a good way to get informaton for his investigation.

Tick **one** box.

A. An e-mail is sent very quickly.

B. An e-mail always receives a reply. ☐

C. An e-mail can only be read by the person you send it to.

QUESTION 2 (CONTINUED)

- Tick **two** boxes.

- 7

- 7

- 7

- 7

2

[Turn over

KU	ES
----	----

QUESTION 2 (CONTINUED)

- (f) Neil finds the following advert in his local newspaper.

FAMILY BENEFITS BUS

Find out all you need to know about benefits for your family.


Everyone over 18 is welcome.

Free advice from experts.

Open Monday to Friday 9 am – 12 noon.

Venues still to be decided – watch this paper for details.

A service provided by your local Council.



Neil decides to visit the Family Benefits Bus to collect information for his investigation.

Using **only** the information in the advert above, give **two** problems Neil might face in visiting the Family Benefits Bus.

Problem 1

Problem 2

2

QUESTION 3

Marks

KU	ES
----	----

Answer **ONE** Section only: Section (A)—The USA

OR Section (B)—China

I will answer questions on—

Tick **one** box.

The USA on *Pages eleven to fourteen*

11

China on *Pages fifteen to eighteen*

(A) **THE USA**

(a) Study the drawings below, then answer the question which follows.

A



I can stand as a candidate in state elections.

B




I should pay taxes to the federal government.

C



I should not break the law.

D



I can own my own business.

Which **two** drawings show the **rights** that people have in the USA?

Write a letter in **each** of the boxes.

7

7





2

QUESTION 3 (A) (CONTINUED)

Marks

KU ES

(b) The drawings below show different lifestyles in the USA.



People in America are not all equal.

Give **two** reasons why people in America are not all equal.

To answer this question, you may wish to use the drawings above.

Reason 1 _____

Reason 2 _____

Marks

KU	ES
----	----

QUESTION 3 (A) (CONTINUED)

- (c) The table below gives information about changes in population in three countries. Study the table, then answer the question which follows.

Changes in Population (millions)

Country	2000	2009	2030 (estimate)
China	1150	1300	1400
India	1025	1150	1450
USA	295	350	400

Using **only** the information in the table above, decide which **two** of the following statements are **exaggerated**.

Tick **two** boxes.

- A.** The population of the USA is always the lowest.
- B.** The population of the USA will fall by 2030.
- C.** The population of India will rise the most between 2000 and 2030.
- D.** The population of China is always the highest.

☐☐☐☐

2

[Turn over]

QUESTION 3 (A) (CONTINUED)

Factfile about the USA

4

NOW GO TO QUESTION 4 ON PAGE NINETEEN

Marks

(a) Study the drawings below, then answer the question which follows.

A black and white cartoon illustration depicting a riot. In the foreground, a police officer is seen from the back, wearing a helmet and a vest with 'POLICE' and Chinese characters. He is looking towards a crowd of people in the background. The crowd is protesting, with one person holding a sign that says 'Communist Party' and another holding a sign that says 'Decision' (决). There are also signs with the Chinese character '票' (Vote). One person in the crowd is holding a gun. The scene is chaotic, with people shouting and holding up various signs.




Page 10

Marks

KU ES

QUESTION 3 (B) (CONTINUED)

(b) The drawings below show different lifestyles in China.



People in China are not all equal.

Give **two** reasons why people in China are not all equal.

To answer this question, you may wish to use the drawings above.

Reason 1 _____

Reason 2 _____

Marks

KU	ES
----	----

QUESTION 3 (B) (CONTINUED)

- (c) The table below gives information about changes in population in three countries. Study the table, then answer the question which follows.

Changes in Population (millions)

Country	2000	2009	2030 (estimate)
China	1150	1300	1400
India	1025	1150	1450
USA	295	350	400

Using **only** the information in the table above, decide which **two** of the following statements are **exaggerated**.

Tick **two** boxes.

- A.** The population of the USA is always the lowest.
- B.** The population of China will fall by 2030.
- C.** The population of India will rise the most between 2000 and 2030.
- D.** The population of China is always the highest.

☐☐☐☐

2

[Turn over]

Marks

KU	ES

QUESTION 3 (B) (CONTINUED)

(d) Study the information below, then answer the question which follows.

Factfile about China

- A. Children go to school six days a week.
- B. Life expectancy in China is 73 years. It was 71 five years ago.
- C. Air pollution is steadily getting worse in cities.
- D. Telephone services are increasingly available to private users.
- E. Unemployment continues to rise in rural areas.

The people of China have seen an improvement in their country in recent years.

View of Zi Yan

Using **only** the information from the factfile above, give **two** pieces of evidence to **support** and **two** pieces of evidence to **oppose** the view of Zi Yan.

Write a letter in **each** of the boxes below.

Evidence to support the view	Evidence to oppose the view
<div style="display: flex; justify-content: space-around; height: 40px;"> <div style="border: 1px solid black; width: 40px; height: 40px;"></div> <div style="border: 1px solid black; width: 40px; height: 40px;"></div> </div>	<div style="display: flex; justify-content: space-around; height: 40px;"> <div style="border: 1px solid black; width: 40px; height: 40px;"></div> <div style="border: 1px solid black; width: 40px; height: 40px;"></div> </div>

4

NOW GO TO QUESTION 4 ON PAGE NINETEEN

Marks

KU ES

SYLLABUS AREA 4—INTERNATIONAL RELATIONS**QUESTION 4**

- (a) The drawings below show some of the ways NATO uses its power to help people.



Explain the ways NATO can use its power to help people.

To answer this question you should complete the paragraph below by using four of the words provided.

Choose from the following words.

military

Afghanistan

aid

political

arrest

countries

NATO is trying to help in many different _____.

_____ is one country where NATO troops are trying to keep the peace.

NATO troops help to deliver _____ to refugees.

NATO troops also try to _____ terrorists.

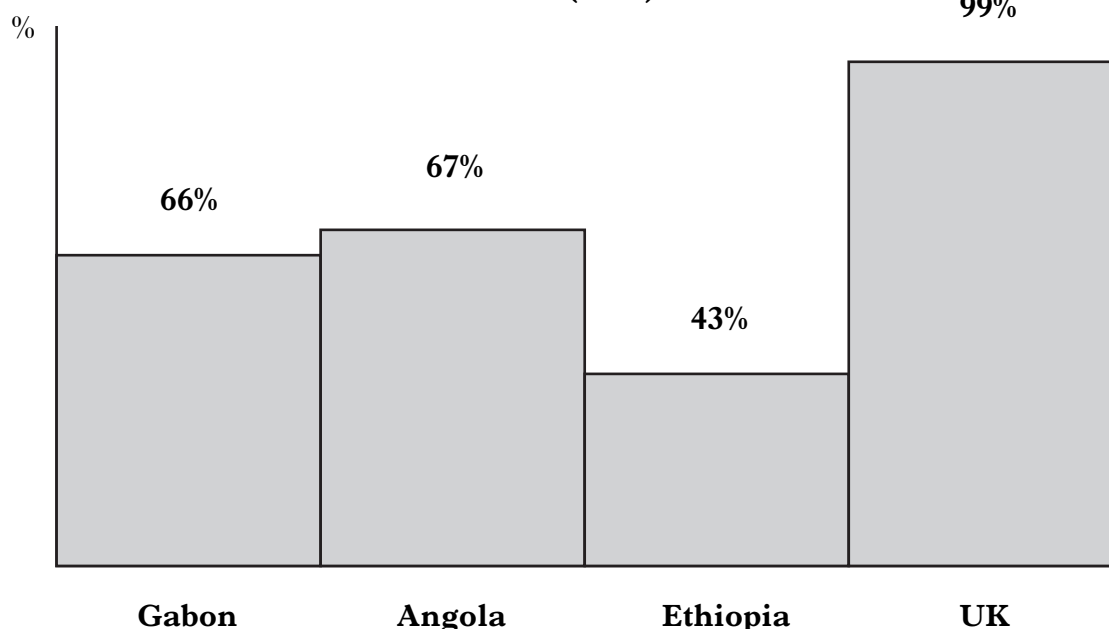
QUESTION 4 (CONTINUED)

Marks

KU	ES
----	----

(b) Study the bar chart below, then answer the question which follows.

**Percentage of Adults who can read and write in selected Countries
(2007)**



- A. The UK has double the percentage of adults who can read and write compared to Angola.
- B. Angola has the highest percentage of adults who can read and write.
- C. Gabon and Angola have similar percentages of adults who can read and write.
- D. Ethiopia has the lowest percentage of adults who can read and write.

Using **only** the information in the bar chart above, decide which **two** statements are **exaggerated**.

Write a letter in **each** of the boxes.

2

Marks


- SOURCE 2**

The last thing we need in Scotland is more workers from the “New Europe”.

Marks

Factfile about Rwanda

-
- A map showing Rwanda in the center, surrounded by DRC to the west, Uganda to the north, Tanzania to the east, and Burundi to the south.



Using **only** the factfile above, choose **two** pieces of information to **support** the view of Adrien Rangira.

7

1

2

[END OF QUESTION PAPER]

[BLANK PAGE]

[BLANK PAGE]