

FOR OFFICIAL USE

| | | | | | |
|--|--|--|--|--|--|
| | | | | | |
|--|--|--|--|--|--|

F

KU ES

Total Mark

| | |
|--|--|
| | |
|--|--|

2640/27/01

NATIONAL QUALIFICATIONS 2012
 FRIDAY, 11 MAY
 9.00 AM – 10.00 AM

MODERN STUDIES
 STANDARD GRADE
 Foundation Level

Fill in these boxes and read what is printed below.

Full name of centre

Town

Forename(s)

Surname

Date of birth

Day Month Year

| | | | | | |
|--|--|--|--|--|--|
| | | | | | |
|--|--|--|--|--|--|

Scottish candidate number

| | | | | | | | | | |
|--|--|--|--|--|--|--|--|--|--|
| | | | | | | | | | |
|--|--|--|--|--|--|--|--|--|--|

Number of seat


- 1 Read every question carefully.
- 2 Answer all questions as fully as you can.
- 3 If you cannot do a question, go on to the next one. Try again later.
- 4 **In question 3, answer one section only: Section (A) The USA or Section (B) China.**
- 5 Answer questions in the space provided.
- 6 Do not write in the right hand margins.
- 7 Before leaving the examination room you must give this book to the Invigilator. If you do not, you may lose all the marks for this paper.




SYLLABUS AREA 1—LIVING IN A DEMOCRACY

QUESTION 1

(a) Study the photographs below, then answer the question which follows.



A. Workers voting to choose a new Shop Steward.



B. Workers clocking-in at the start of the working day.



C. Workers having lunch in the factory canteen.



D. Workers on strike to try to get a pay rise.

Which **two** photographs above show workers **participating** in a Trade Union?

Write a letter in each of the boxes.

| | |
|--|--|
| | |
|--|--|

2

Marks

| | |
|----|----|
| KU | ES |
|----|----|

QUESTION 1 (CONTINUED)

(b) Study the table below, then answer the question which follows.

Industrial Action in the UK

| Year | Number of Strikes | Workers on Strike |
|------|-------------------|-------------------|
| 2005 | 116 | 93,000 |
| 2006 | 158 | 713,000 |
| 2007 | 142 | 745,000 |
| 2008 | 144 | 511,000 |
| 2009 | 98 | 209,000 |

- | |
|--|
| <p>A. The number of strikes has fallen every year since 2005.</p> <p>B. The number of workers on strike was highest in 2007.</p> <p>C. There was a big increase in the number of workers on strike between 2008 and 2009.</p> <p>D. There was an increase in both the number of strikes and workers on strike between 2005 and 2006.</p> |
|--|

Statements made by Callum McIntyre

Using **only** the information from the table above, give **two** statements made by Callum McIntyre that are **true** and **two** statements that are **false**.

Write a letter in **each** of the boxes below.

| Callum McIntyre's true statements | Callum McIntyre's false statements |
|---|---|
| <input type="checkbox"/> <input type="checkbox"/> | <input type="checkbox"/> <input type="checkbox"/> |

4

[Turn over

Marks

| | |
|----|----|
| KU | ES |
|----|----|

QUESTION 1 (CONTINUED)

- (c) The image below shows some rights and responsibilities that members of a Trade Union have.



Give reasons why the rights and responsibilities that members of a Trade Union have are important.

To answer this question, you should complete the paragraph below by using four of the words provided.

Choose from the following words.

| | | |
|----------|---------|---------|
| problems | run | fees |
| right | meeting | manager |

Most workers have the _____ to join a trade union.

This is important because the union will help to solve any _____ in the work place.

One responsibility that trade union members have is to pay their union _____.

This is important because it costs a lot of money to _____ a union.

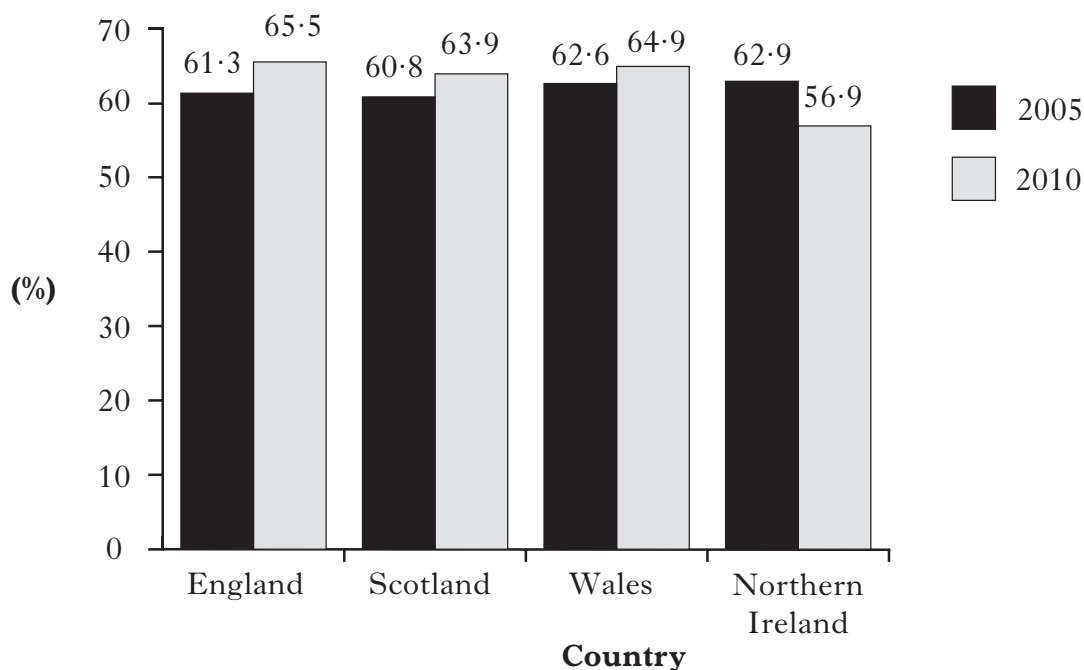
Marks

| KU | ES |
|----|----|
| | |
| | |
| | |

QUESTION 1 (CONTINUED)

(d) Study the bar chart below, then answer the question which follows.

People Voting in UK Elections (%)



There is only one part of the UK which has seen a fall in people voting.

View of Kevin Scott

Give **one** reason to support the view of Kevin Scott.

Your answer must be based on the information above.

I agree with Kevin Scott because _____

2

[Turn over

QUESTION 2 (CONTINUED)

(c) Study Sources 1 and 2 below, then answer the question which follows.

SOURCE 1

SOURCE 2

| | |
|---|--|
| <p>Meals on Wheels are provided by your local Council. They are for people who are unable to cook for themselves.</p> <p>Meals on Wheels drivers can check on the wellbeing of elderly people.</p> <p>Most elderly people prefer their meals frozen as they can choose when they want to eat them.</p> <p>There is a wide variety of food to choose from.</p> | <p>Many elderly people in the UK receive Meals on Wheels from their local Council as they can no longer cook.</p> <p>There is a limited choice of meals available.</p> <p>The people who deliver Meals on Wheels can report if an elderly person is feeling unwell.</p> <p>Many elderly people do not like frozen meals as they have to remember to heat the food.</p> |
|---|--|

Sources 1 and 2 give different views about **Meals on Wheels**.

Write down **two** differences between these views.

Your answer **must** be based entirely on the Sources above.

Difference 1

Source 1 says _____

But in Source 2 it says _____

Difference 2

Source 1 says _____

But in Source 2 it says _____

4

QUESTION 2 (CONTINUED)

(d) Study the table below, then answer the question which follows.

Sheltered Housing in Scotland

| Year | People aged 65 and over | People in Sheltered Housing | People in Very Sheltered Housing |
|-------------|-------------------------|-----------------------------|----------------------------------|
| 2008 | 819,000 | 33,861 | 2,787 |
| 2009 | 827,000 | 32,758 | 2,872 |
| 2010 | 873,000 | 33,212 | 3,893 |

- A. The number of older people has increased each year.
- B. 2010 had the least number of people in sheltered housing.
- C. Very sheltered housing has always had more than 3,000 people.
- D. The number of people in very sheltered housing has gone up each year.

Statements made by Demi Lofting

Using **only** the information in the source above, write down **two** statements made by Demi Lofting that are **exaggerated**.

Statement 1 _____

Statement 2 _____

2

SYLLABUS AREA 3—IDEOLOGIES

QUESTION 3

Answer **ONE** Section only: Section (A)—The USA
 OR Section (B)—China

I will answer questions on—

Tick **ONE** box.

THE USA on *Pages eleven to sixteen*

China on *Pages seventeen to twenty-two*

(A) **The USA**


(a) Study the drawings below, then answer the question which follows.

A




Christina owns a chain of hotels.

B




Lynn is homeless.

C



Wilma enjoys playing tennis with friends at an expensive, private club.

D



Audrey lives in a trailer park and struggles to pay the rent.

Which **two** drawings show people who have **achieved** the American Dream?

Tick **two** boxes. **A** **B** **C** **D**

Marks

| KU | ES |
|----|----|
|----|----|

QUESTION 3 (A) (CONTINUED)

(b) The boxes below show some of the ways in which people can achieve the American Dream.

| | | |
|------------------|-------------------|------------------|
| Education | High Wages | Low Taxes |
|------------------|-------------------|------------------|

Choose **one** of these ways and explain how it helps people to achieve the American Dream.

I have chosen _____

It helps people to achieve the American Dream by

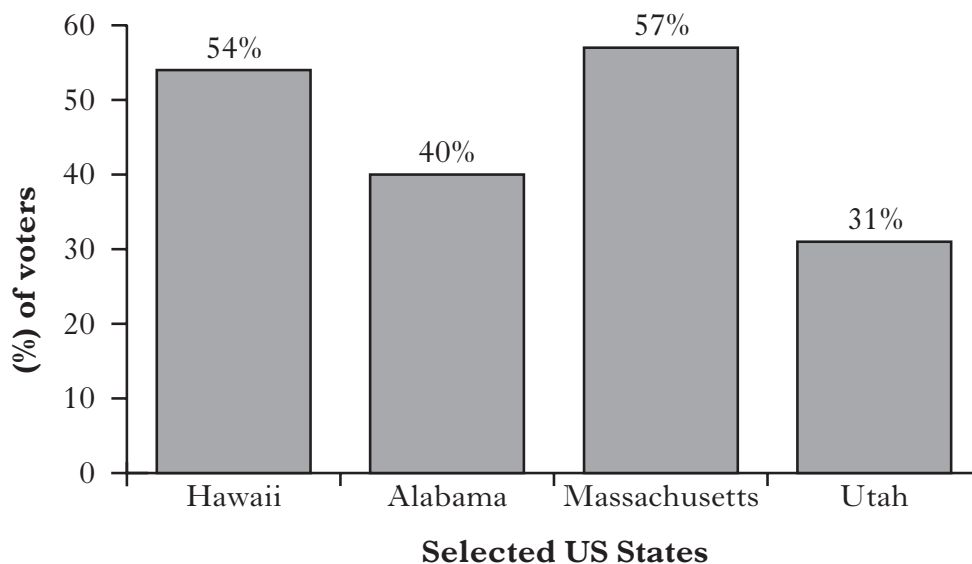
2

| | |
|--|--|
| | |
|--|--|

QUESTION 3 (A) (CONTINUED)

(c) Study the bar graph below, then answer the question which follows.

Views of American Voters
Those who say they will vote for Barack Obama at the next election.
(% of voters)



In which **two** states are voters most likely to vote for President Barack Obama at the next election?

Tick **two** boxes.

- Hawaii
- Alabama
- Massachusetts
- Utah

2

[Turn over

Marks

| KU | ES |
|----|----|
| | |
| | |
| | |
| | |
| | |
| | |
| | |
| | |
| | |

QUESTION 3 (A) (CONTINUED)

Brian is investigating the topic in the box below.



| |
|-------------------------------|
| The American President |
|-------------------------------|

Answer questions (d), (e), (f) and (g).

- (d) Brian has been asked by his teacher to state **one** main **heading** for his investigation.

Which **one** of the headings below would be **best** for his investigation?Tick **one** box.

- A. Healthcare in Chicago
- B. Crime in New York
- C. Powers of the US President

1

- (e) Brian decides to visit the American Government offices in Edinburgh.

Which of the following would be the **best** way for Brian to **arrange his visit**?Tick **one** box.

- A. Phone the offices to make an appointment.
- B. Contact the White House.
- C. Read a book about America.

1

Marks

| KU | ES |
|----|----|
| | |
| | |
| | |
| | |

QUESTION 3 (A) (CONTINUED)

(f) Brian arranges to interview an American Government official while he is on his visit.

What are the **advantages** of interviewing an American Government official?

Tick **two** boxes.

- A. You may get long confusing answers.
- B. The official is likely to know about the American President.
- C. You can record the interview and listen to it again.
- D. The answers from the official will be one-sided.

2

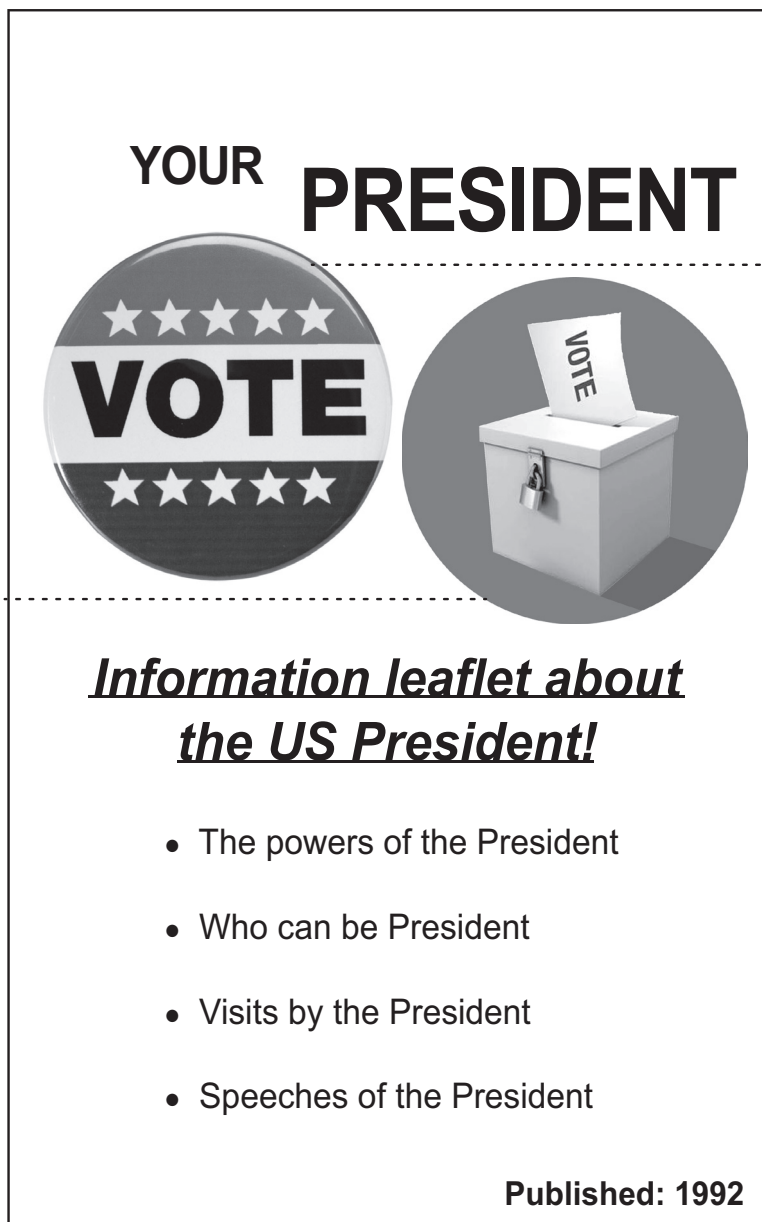
[Turn over

Marks

| KU | ES |
|----|----|
| | |

QUESTION 3 (A) (CONTINUED)

- (g) During the interview, the American Government official gives Brian a leaflet called “**Your President**”.



Give **one** reason why the **leaflet** Brian received from the American Government official **may not** be useful for his investigation into “The American President”.

2


NOW GO TO QUESTION 4 ON PAGE TWENTY-THREE

QUESTION 3 (CONTINUED)

(B) CHINA


(a) Study the drawings below, then answer the question which follows.

A




Mei Lee owns a chain of hotels.

B




Dewei struggles to grow enough for his family.

C



Jen uses new technology to run his company.

D



Ting works long hours in a factory for little pay.

Which **two** drawings show people who have become **successful** in business?

Tick **two** boxes.

A **B** **C** **D**

2

[Turn over

Marks

| KU | ES |
|----|----|
|----|----|

QUESTION 3 (B) (CONTINUED)

(b) The boxes below show some of the ways in which Chinese people can become successful.

- | | | |
|------------------|--------------------------|-------------------------------|
| Education | Foreign Companies | Special Economic Zones |
|------------------|--------------------------|-------------------------------|

Choose **one** of these ways and explain how it helps people to become successful.

I have chosen _____

It helps people to become successful by

2

| | |
|--|--|
| | |
|--|--|

Marks

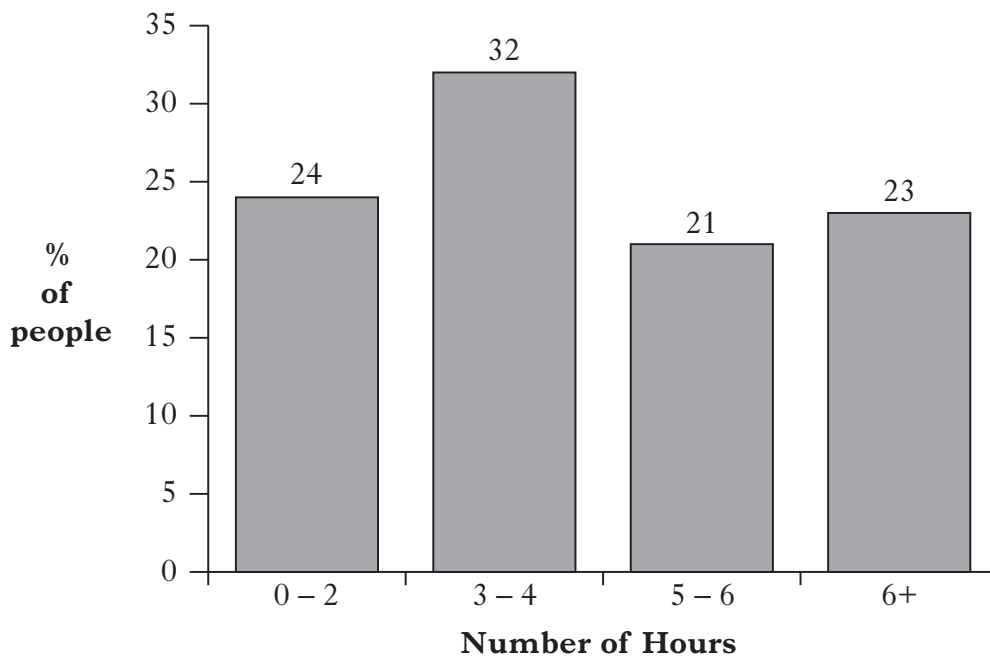
| KU | ES |
|----|----|
| | |

QUESTION 3 (B) (CONTINUED)

(c) Study the bar graph below, then answer the question which follows.

Chinese Opinion Poll

QUESTION: How many hours per day do you spend on the Internet?



Which are the **two** most popular time periods that Chinese people spend on the Internet?

Tick **two** boxes.

- 0 – 2 hours
- 3 – 4 hours
- 5 – 6 hours
- More than 6 hours

2

[Turn over

Marks

| KU | ES |
|----|----|
| | |
| | |
| | |
| | |
| | |
| | |
| | |
| | |
| | |
| | |

QUESTION 3 (B) (CONTINUED)

Brian is investigating the topic in the box below.



The President of China

Answer questions (d), (e), (f) and (g).

(d) Brian has been asked by his teacher to state **one** main **heading** for his investigation.

Which **one** of the headings below would be **best** for his investigation?

Tick **one** box.

- A. Healthcare in Guangzhou
- B. Crime in Beijing
- C. Powers of the Chinese President

1

(e) Brian decides to visit the Chinese Government offices in Edinburgh.

Which of the following would be the **best** way for Brian to **arrange his visit**?

Tick **one** box.

- A. Phone the offices to make an appointment.
- B. Contact Government office in Beijing.
- C. Read a book about China.

1

Marks

QUESTION 3 (B) (CONTINUED)

(f) Brian arranges a telephone interview with the Chinese Government official.

What are the **advantages** of interviewing a Chinese Government official?

Tick **two** boxes.

A. You may get long confusing answers.

B. The official is likely to know about the President of China.

C. You can ask the questions which are relevant to your investigation.

D. The answers from the official will be one-sided.

2

| KU | ES |
|----|----|
| | |
| | |
| | |

[Turn over

Marks

| KU | ES |
|----|----|
| | |
| | |

QUESTION 3 (B) (CONTINUED)

(g) After the interview, the Chinese Government official sends Brian a leaflet called “**Your President**”.



Give **one** reason why the **leaflet** Brian received from the Chinese Government official **may not** be useful for his investigation into “The President of China”.

2

NOW GO TO QUESTION 4 ON PAGE TWENTY-THREE

Marks

| KU | ES |
|----|----|
| | |

SYLLABUS AREA 4—INTERNATIONAL RELATIONS

QUESTION 4

(a) The images below show some of the ways that NATO protects its members.



Explain how NATO protects its members.

To answer this question, you should complete the paragraph below by using four of the words provided.

Choose from the following words.

| | | |
|----------|----------|-----------|
| fighters | military | capturing |
| economic | training | weapons |

NATO is a _____ alliance.

NATO helps to protect us by _____ terrorists.

NATO forces have seized the _____ of pirates who attacked British ships.

NATO is now _____ Iraqi soldiers to protect their country.

QUESTION 4 (CONTINUED)

(b) Study the photographs below, then answer the question which follows.



Which **two** photographs above show **UN Specialised Agencies at work?**

Write a letter in **each** of the boxes.

2

Marks

| | |
|----|----|
| KU | ES |
|----|----|

QUESTION 4 (CONTINUED)

(c) Study the table below, then answer the question which follows.

Statistics for Selected EU Countries

| EU Countries | Completed Upper Secondary Education (%) | Unemployment Rate |
|-------------------|---|-------------------|
| Belgium | 69.6 | 8.0 |
| Estonia | 88.5 | 15.5 |
| Netherlands | 73.3 | 4.0 |
| Spain | 51.0 | 18.8 |
| UK | 73.4 | 7.7 |
| EU Average | 71.5 | 9.5 |

Using **only** the table above, decide which **two** of the following statements are **correct**.

Tick **two** boxes.

- A. Estonia has the highest unemployment rate in the EU.
- B. A bigger percentage complete upper secondary education in Belgium than in Spain.
- C. The unemployment rate in the UK is less than the EU average.
- D. The Netherlands has the lowest percentage completing upper secondary education.

2

[Turn over

ACKNOWLEDGEMENTS

Question 4(*a*) and (*b*)—Various © images of NATO troops/aircraft and logo. Reproduced by kind permission of NATO.

[BLANK PAGE]