

2640/403

NATIONAL
QUALIFICATIONS
2010

TUESDAY, 25 MAY
1.00 PM – 3.00 PM

MODERN STUDIES
STANDARD GRADE
Credit Level

- 1 Read every question carefully.
- 2 Answer all questions as fully as you can.
- 3 If you cannot do a question, go on to the next one. Try again later.
- 4 In question 3, answer **one** section only: Section (A) The USA **or** Section (B) China.
- 5 Write your answers in the answer book provided. Indicate clearly, in the left hand margin, the question and section of question being answered. Do not write in the right hand margin.



[BLANK PAGE]

SYLLABUS AREA 1—LIVING IN A DEMOCRACY

QUESTION 1

- (a) *Members of the Scottish Parliament (MSPs) **represent** their constituents **within** the Scottish Parliament at Holyrood.*

Describe, **in detail**, the ways in which MSPs **represent** their constituents **within** the Scottish Parliament at Holyrood.

(Knowledge & Understanding, 4 marks)

- (b) *In 2008, almost 8 million workers in the UK were members of a trade union.*

Explain, **in detail**, why a worker may choose to join a trade union.

(Knowledge & Understanding, 4 marks)

[Turn over

QUESTION 1 (CONTINUED)



You have been asked to carry out **two** investigations.

The first investigation is on the topic in the box below.

**Representation in the
House of Commons**

Now answer questions (c) and (d) which follow.

- (c) State a relevant **hypothesis** for your investigation. (Enquiry Skills, 2 marks)
- (d) Give **two** relevant **aims** to help you prove or disprove your hypothesis. (Enquiry Skills, 2 marks)

QUESTION 1 (CONTINUED)



The second investigation is on the topic in the box below.

Participation of young people in elections


Now answer questions (e) and (f) which follow.

Your Modern Studies class decides to use **video conferencing** to do an interview to help the pupils with their investigations into “**Participation of young people in elections**”.

Your teacher sets up a link with a school in Austria where people can vote from 16 years of age. The video conference is shown below.



A Scottish secondary classroom



An Austrian classroom

(e) Describe, **in detail**, **two** problems that need to be taken into account when setting up the video conference.

(Enquiry Skills, 4 marks)

(f) Describe, **in detail**, **one** advantage of using video conferencing as a method of research for an investigation.

(Enquiry Skills, 2 marks)

[Turn over

SYLLABUS AREA 2—CHANGING SOCIETY

QUESTION 2

(a)

Groups of people who might have difficulty in finding a suitable job

Parents with young children	People with disabilities	Older people	Minority Ethnic Groups
------------------------------------	---------------------------------	---------------------	-------------------------------

Choose **two** of the groups of people shown above.

For **each**, explain, **in detail**, the reasons why members of that group might have difficulty in finding a suitable job.

(Knowledge and Understanding, **8** marks)

QUESTION 2 (CONTINUED)

(b) Study Sources 1 and 2 below, then answer the question which follows.

SOURCE 1

Child poverty rates in selected European countries (%)			
	1999	2003	2006
Austria	14	16	15
Denmark	7	9	10
Finland	7	10	9
France	17	15	13
Greece	17	21	22
Netherlands	14	18	14
UK	29	22	24

SOURCE 2

UK child poverty (2007–2011)					
	Position in 2007	2011 projection based on current government spending plans		2011 projection based on an additional £4 billion government spending	
Group	Children within group living in poverty	Children within group living in poverty	Change in size of group	Children within group living in poverty	Change in size of group
Lone Parent	48%	49%	+30 000	38%	–320 000
Lone Parent not working	72%	74%	+30 000	58%	–240 000
Family with 3 children	30%	29%	–30 000	19%	–240 000

Two European countries have shown a continuous decline in child poverty rates. Spending an additional £4 billion would help more children than current government spending plans.

View of Fiona Clark

Using **only** the information above, give **one** reason to **support** and **one** reason to **oppose** the view of Fiona Clark.

(Enquiry Skills, 4 marks)

QUESTION 2 (CONTINUED)

- (c) Study Sources 1, 2 and 3 below and on the next page, then answer the question which follows.

SOURCE 1

Free personal and nursing care in Scotland

At home, people aged 65 and over can no longer be charged for personal care services they receive. In 2004, 33,030 received free personal care at home. By 2008 this figure was 42,400. However, they can be charged for domestic services such as help with shopping or housework. This charge varies with their income.

People aged 65 and over who live in care homes are entitled to receive free personal care. There were 8340 people in care homes receiving free personal care in 2004. By 2008 this figure was 9600.

Nursing care can also be provided for people resident in care homes. 5270 people got nursing care in 2004 and by 2008 the figure was 6160. The remainder of the care home fees, known as the “hotel” costs, must still be paid for by themselves. “Hotel” charges can be thought of as the normal costs of living, such as accommodation, food and water, electricity and gas.

SOURCE 2

Care homes for the elderly in selected Scottish Local Authority areas (2003–2007)

Local Authority	Places Available			Spending (£ million)		
	2003	2005	2007	2003	2005	2007
East Lothian	690	701	698	7.1	8.5	9.7
Falkirk	927	935	930	8.5	9.0	9.7
Fife	2458	2670	2572	21.7	31.0	33.4
Inverclyde	580	608	678	7.5	5.8	8.5
Midlothian	586	591	588	7.2	7.6	8.2
Moray	555	582	580	7.2	6.7	7.4
North Lanarkshire	1830	1960	1982	24.7	28.9	28.2
Orkney	100	100	130	2.3	2.2	3.0
Renfrewshire	1208	1270	1276	14.5	15.6	16.5
South Lanarkshire	2926	2869	2796	24.4	18.3	28.7
West Dunbartonshire	557	623	608	7.1	8.4	10.3

QUESTION 2 (c) (CONTINUED)

SOURCE 3

Number of adults attending day care services (2007)

Reason	Under 65		Over 65	
	Male	Female	Male	Female
Dementia	89	98	997	2634
Mental Health	176	217	135	321
Physical Disability	994	944	2097	5769
Drug/Alcohol problems	152	39	28	19
Learning Disabilities	3270	3842	236	349
Other	183	62	122	238

The numbers of people receiving free personal care at home and in care homes have both risen. All local authorities that spent more in 2007 than 2003 on care homes have seen an increase in the places available between these years. Older females, for every reason, make more use of day care services than every other group.

View of Cameron Petrie

Explain, **in detail, the extent to which** Cameron Petrie could be accused of being **selective in the use of facts**.

Use **only** Sources 1, 2 and 3 above and opposite.

In your answer, you should:

- explain, **in detail**, why each of the statements made by Cameron Petrie are either correct **or** incorrect;
- reach an **overall** conclusion **on the extent to which** Cameron Petrie has been **selective in the use of facts**.

(Enquiry Skills, 8 marks)

[Turn over

[BLANK PAGE]

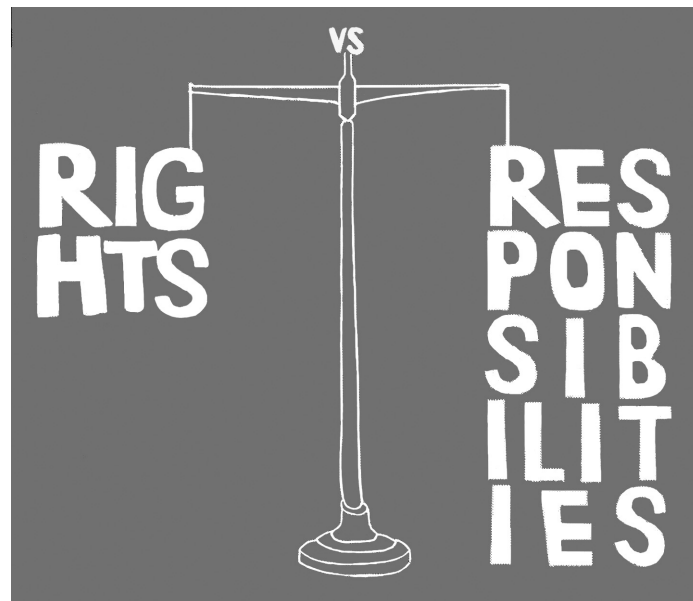
SYLLABUS AREA 3—IDEOLOGIES

QUESTION 3

Answer **one** section only: Section (A)—The USA on pages *eleven to thirteen*
OR Section (B)—China on pages *fifteen to seventeen*

(A) **THE USA**

(a) **Rights and Responsibilities in the USA**



American citizens have political rights and responsibilities.

Describe, **in detail**, the **political rights and responsibilities** of American citizens.

In your answer, you **must** use American examples.

(Knowledge and Understanding, **8** marks)

[Turn over

QUESTION 3 (A) (CONTINUED)

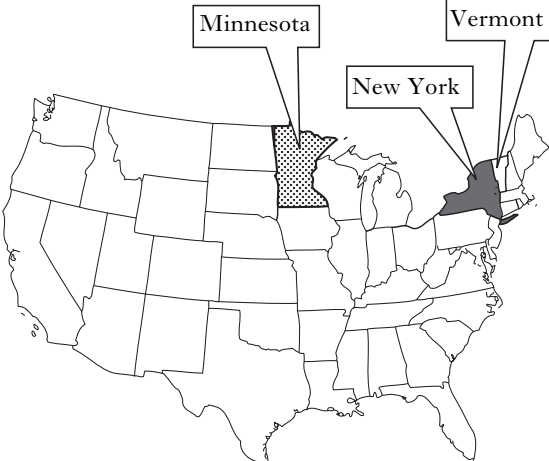
(b) Study the information about the USA and Sources 1, 2, 3 and 4 below and on the next page, then answer the question which follows.

Information about the USA

The USA is made up of 50 very different states.

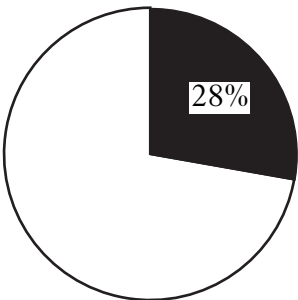
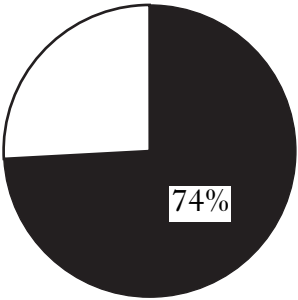
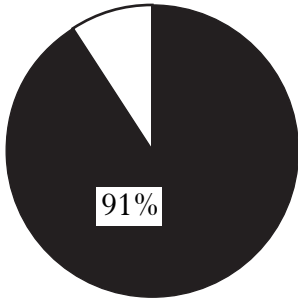
The average annual income across the whole of the USA is \$40,800.

According to recent figures, 22% of children under 18 live in poverty in the USA. Also the teen birth rate is 39.9 per 1000 of the population. The murder rate is running at 5.7 per 100,000 people.



SOURCE 1

Population statistics for selected states in the USA

Vermont	Minnesota	New York
Total Population – 624,827	Total Population – 5,167,000	Total Population – 19,300,000
Type of Population:–	Type of Population:–	Type of Population:–
		
<p>Key: % urban % rural </p>		

SOURCE 2

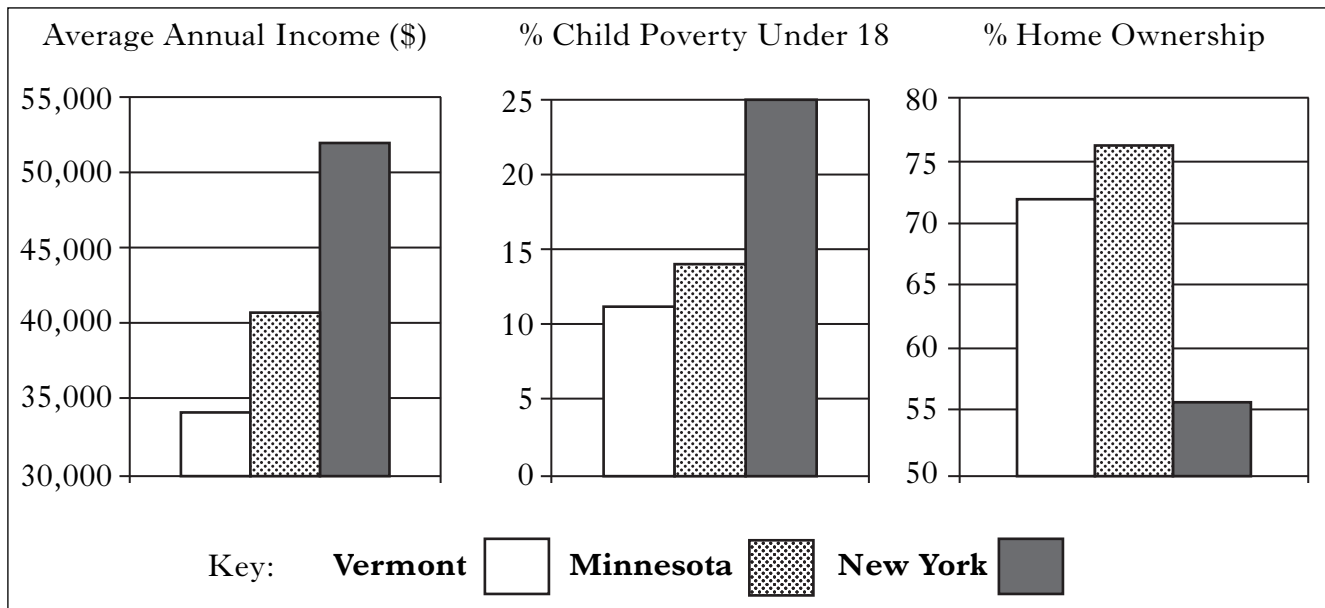
Crime in selected states

	Vermont	Minnesota	New York
Violent crimes per 100,000 population	137	312	435
Property crimes per 100,000 population	2304	3079	2052
Murders per 100,000 population	1.9	2.4	4.8

QUESTION 3 (A) (b) (CONTINUED)

SOURCE 3

Social and economic statistics for selected states



SOURCE 4

Health issues in selected states

	Vermont	Minnesota	New York
% of population with no health insurance	10.9	8.6	13.5
Doctors per 100,000 population	362	281	389
Teen birth rate per 1000 population	18.6	26.1	26.5
Infant deaths per 1000 births	5.5	4.8	6.0
Nurses per 100,000 population	911	1014	867

Using **only** the information about the USA and Sources 1, 2, 3 and 4 above and opposite, you must **make** and **justify** conclusions about similarities and differences between the states using the **four** headings below.

- The relationship between the **total population** of these states and **violent crime**.
- The relationship between the **type of population** of these states and **income**.
- The relationship between **the percentage of the population with no health insurance** in each of these states and **infant deaths**.
- The state which is **most like the USA** as a whole.

(Enquiry Skills, 8 marks)

NOW GO TO QUESTION 4 ON PAGE EIGHTEEN


[BLANK PAGE]

QUESTION 3 (CONTINUED)

(B) CHINA

(a)

Rights and Responsibilities in China



Chinese citizens have political rights and responsibilities.

Describe, **in detail**, the ***political rights and responsibilities*** of Chinese citizens.

In your answer, you **must** use Chinese examples.

(Knowledge and Understanding, **8** marks)

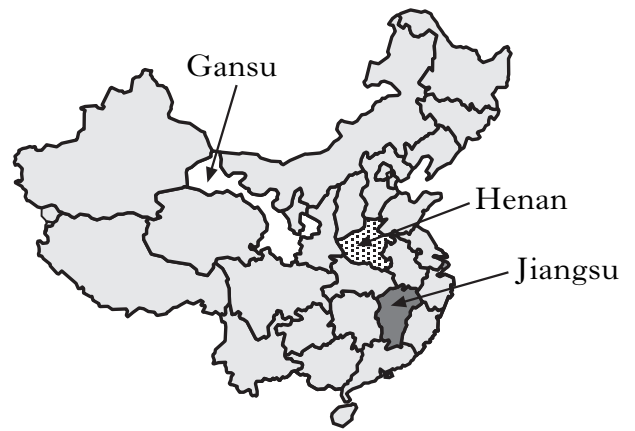
[Turn over

QUESTION 3 (B) (CONTINUED)

(b) Study the information about China and Sources 1, 2, 3 and 4 below and on the next page, then answer the question which follows.

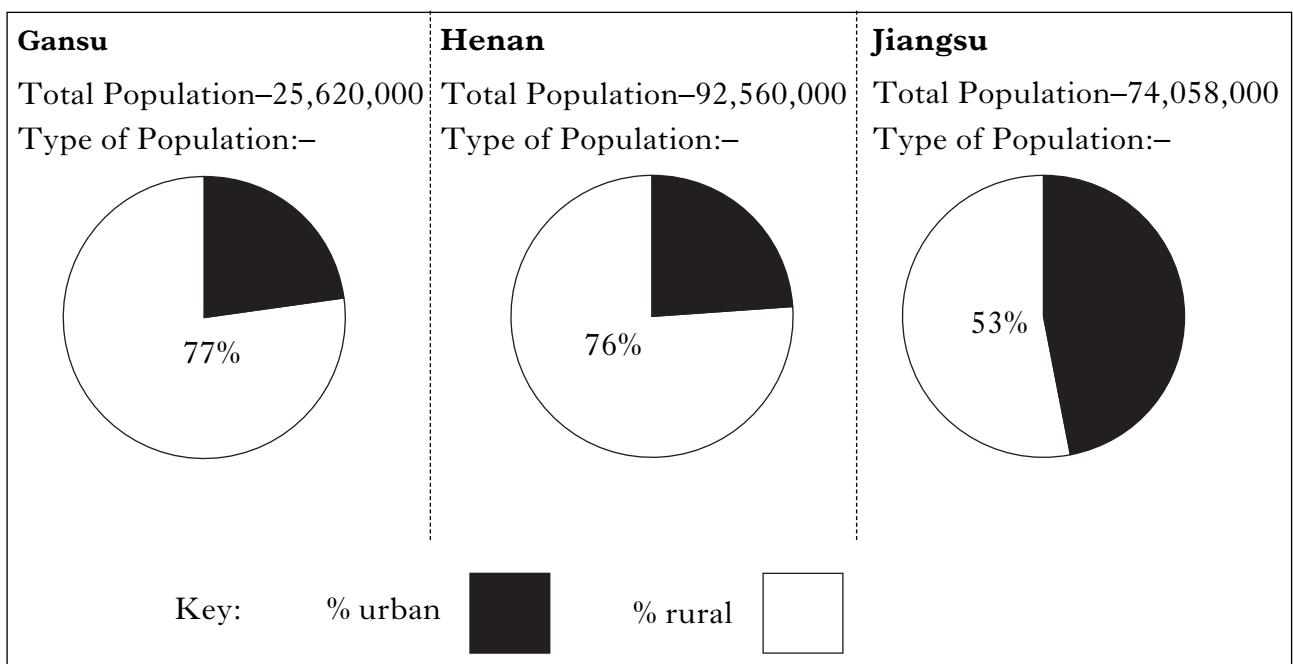
Information about China

China is made up of 23 provinces.
 The average annual income across the whole of China is \$5400.
 42% of the Chinese population live in urban areas and 58% in rural areas.
 Average life expectancy in China is 73 years.
 Adult literacy in China is 92%.



SOURCE 1

Population statistics for selected provinces in China



SOURCE 2

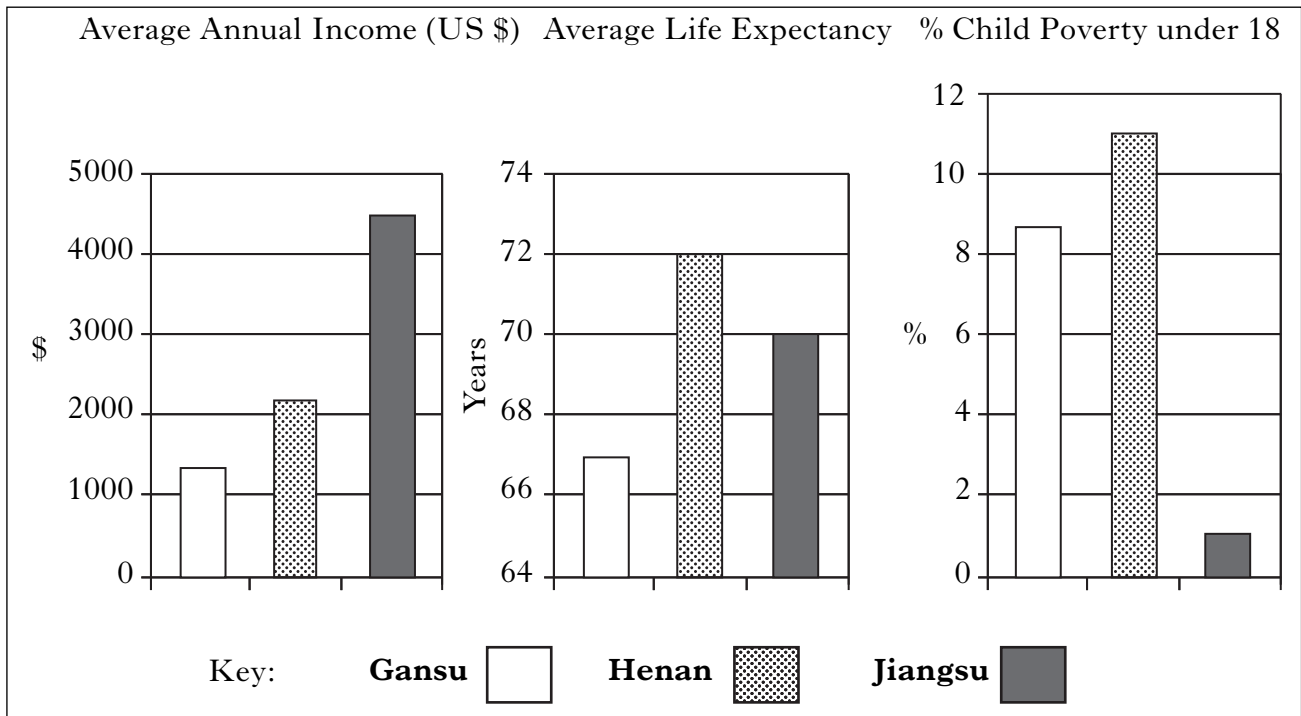
Education in selected provinces

	Gansu	Henan	Jiangsu
Literacy rate	88%	86%	93%
Average number of years per person spent in education	7	8	10
Pupils per teacher	28	21	21

QUESTION 3 (B) (CONTINUED)

SOURCE 3

Social and economic issues in selected provinces



SOURCE 4

Health issues in selected provinces

	Gansu	Henan	Jiangsu
Birth rate per 1000 population	14	13	12
Infant mortality per 1000 births	21	13	8
% of under 5's who are under-weight	13.5	16	7
Doctors per 100,000 of population	1.2	1.5	3.4
% of population aged over 65	5	7	9

Using **only** the information about China and Sources 1, 2, 3 and 4 above and opposite, you must **make** and **justify** conclusions about similarities and differences between the provinces using the **four** headings below.

- The relationship between the **literacy rate** of the provinces and **percentage of children under 18 living in poverty**.
- The relationship between the **type of population** of the provinces and **income**.
- The relationship between **doctors per 100,000** and **infant mortality**.
- The province which is **most like China** as a whole.

(Enquiry Skills, 8 marks)

NOW GO TO QUESTION 4 ON PAGE EIGHTEEN

SYLLABUS AREA 4—INTERNATIONAL RELATIONS

QUESTION 4

(a)

United Nations Agencies

UNICEF	WHO	UNESCO	FAO	WFP
---------------	------------	---------------	------------	------------

Choose **two** of the UN agencies shown above.

For **each** agency, describe, **in detail**, the ways in which it tries to meet the **needs** of some African countries.

(Knowledge & Understanding, **8** marks)

[Turn over for Question 4(b) on *Pages twenty and twenty-one*

QUESTION 4 (CONTINUED)

- (b) Study the **European Union Factfile** below and **Sources 1 and 2** on the next page, then answer the question which follows.

EUROPEAN UNION (EU) FACTFILE

- The EU has grown over the years. In 2009, it had 27 member states and a population close to 500 million. Average life expectancy in the EU is 78 years and child mortality is 5 per 1000 live births. More countries still wish to join.
- 48% of the EU's budget is spent supporting agriculture and fishing although these industries employ only 4% of the workforce. This support is planned to fall over the next few years and many member governments see this as a necessity.
- The EU's growing economy needs more university graduates. EU countries are among the most technologically advanced in the world. At the moment, 51% of school leavers go to university.
- Across all member states, schools in the EU have achieved a 96% literacy level. Any country wishing to join must be able to come close to this figure.
- Trade between EU member states contributes to the high standard of living within the EU. On average, a worker in the EU earns €23,100. Several member states are concerned about the number of poor countries applying to join.
- The EU has to import 11 million barrels of oil every day from countries like Russia. Many people in the EU worry that it is too dependent on Russia for oil and would like to admit new members with large oil reserves.
- EU health and welfare systems are among the best in the world. Groups such as the elderly and children are well looked after. Any new members must try to match these standards.

Survey of EU Public Opinion

Question: How important is it that new EU members have:

	Unimportant	Not very important	Fairly important	Very important
Strict policies on crime?	4%	8%	38%	50%
Low unemployment?	0%	0%	48%	52%
A good record on human rights?	2%	10%	53%	35%

QUESTION 4 (b) (CONTINUED)

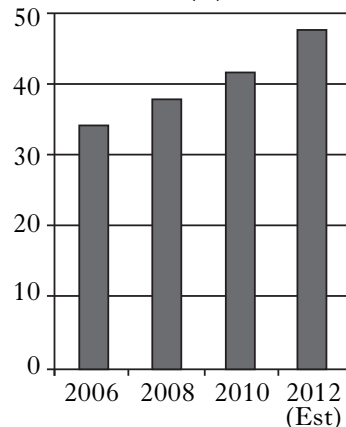
Country A and Country B are **Candidate Countries** hoping to be allowed to join the European Union. Source 1 and 2 contain information about both countries taken from their applications.

SOURCE 1

CANDIDATE COUNTRY "A"

- This country has a small population of 4.5 million people and an average income of only €11,200.
- The police have worked hard to catch drug traffickers. Many have been given long jail sentences.
- Country A allows its citizens many rights and freedoms. It would meet the criteria of the European Convention on Human Rights.
- UNICEF and several large childrens' charities have criticised Country A for its social care system. Investigations have shown that many elderly people and children are cared for in terrible conditions.

University Graduates (%)

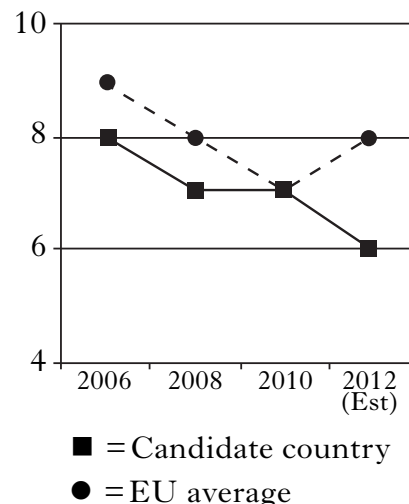


SOURCE 2

CANDIDATE COUNTRY "B"

- Country B produces 32 million barrels of oil per day and only uses 13 million barrels. It wants to export more.
- Healthcare is poor in Country B. Life expectancy is low at 58 and child mortality is high at 11 per 1000 live births.
- In Country B, 36% of the population still work on farms. The EU would be asked to spend money to improve agriculture.
- UNESCO has praised the primary education system in Country B as levels of illiteracy have fallen to below 10%.

Unemployment (%)



Use **only** the European Union Factfile on *Page twenty* and Sources 1 and 2 on *Page twenty-one*.

- State **which candidate country** would be the **more suitable** to become a member of the European Union (EU).
- Give **three detailed reasons to support your choice**.
- Give **two detailed reasons** why you **rejected** the other country.

In your answer, you **must relate** information from the EU Factfile to the information about Candidate Countries A and B.

(Enquiry Skills, 10 marks)

[END OF QUESTION PAPER]

[BLANK PAGE]

[BLANK PAGE]

[BLANK PAGE]