

X236/301

NATIONAL
QUALIFICATIONS
2011

TUESDAY, 31 MAY
9.00 AM – 10.30 AM

MODERN STUDIES
HIGHER
Paper 1

Candidates should answer **FOUR** questions:

- **ONE** from Section A

and

- **ONE** from Section B

and

- **ONE** from Section C

and

ONE OTHER from **EITHER** Section A **OR** Section C

Section A: Political Issues in the United Kingdom

Section B: Social Issues in the United Kingdom

Section C: International Issues.

Each question is worth 15 marks.



SECTION A—Political Issues in the United Kingdom

Each question is worth 15 marks

STUDY THEME 1A: DEVOLVED DECISION MAKING IN SCOTLAND

Question A1

To what extent do Members of the Scottish Parliament (MSPs) influence decision making in the Scottish Government?

STUDY THEME 1B: DECISION MAKING IN CENTRAL GOVERNMENT

Question A2

Some groups outside Parliament have more influence on decision making in Central Government than others.

Discuss.

*STUDY THEME 1C: POLITICAL PARTIES AND THEIR POLICIES
(INCLUDING THE SCOTTISH DIMENSION)*

Question A3

Political parties elect their leaders differently but the choice of leader is crucial to electoral success.

Discuss.

*STUDY THEME 1D: ELECTORAL SYSTEMS, VOTING AND POLITICAL
ATTITUDES*

Question A4

Some factors affecting voting behaviour are more important than others.

Discuss.

SECTION B — Social Issues in the United Kingdom

Each question is worth 15 marks

*STUDY THEME 2: WEALTH AND HEALTH INEQUALITIES IN
THE UNITED KINGDOM*

EITHER

Question B5

Poverty is the most important factor that affects health.

Discuss.

OR

Question B6

Health and welfare provision should be the responsibility of government.

Discuss.

[Turn over for Section C on Page four

SECTION C — International Issues

Each question is worth 15 marks

STUDY THEME 3A: THE REPUBLIC OF SOUTH AFRICA

Question C7

Assess the effectiveness of government policies to reduce social and economic inequalities in South Africa.

STUDY THEME 3B: THE PEOPLE'S REPUBLIC OF CHINA

Question C8

To what extent has social and economic change benefited the people of China?

STUDY THEME 3C: THE UNITED STATES OF AMERICA

Question C9

Assess the effectiveness of government policies to reduce social and economic inequalities in the USA.

STUDY THEME 3D: THE EUROPEAN UNION

Question C10

There is little disagreement within the EU over social and economic policies.

Discuss.

STUDY THEME 3E: THE POLITICS OF DEVELOPMENT IN AFRICA

Question C11

With reference to specific African countries (excluding the Republic of South Africa):

Education and health care are the most important factors in achieving successful development in Africa.

Discuss.

STUDY THEME 3F: GLOBAL SECURITY

Question C12

The UN must reform to be more effective when dealing with threats to international peace and security.

Discuss.

[END OF QUESTION PAPER]

X236/302

NATIONAL
QUALIFICATIONS
2011

TUESDAY, 31 MAY
10.50 AM – 12.05 PM

MODERN STUDIES
HIGHER
Paper 2

Summary of Decision Making Exercise

You are an independent policy researcher. You have been asked to prepare a report for the Low Pay Commission in which you recommend or reject a proposal to increase the value of the UK's National Minimum Wage (NMW) to £8 per hour for adult workers.

Before beginning the task, you must answer a number of evaluating questions (Questions 1–4) based on the source material provided. The source material is:

SOURCE A: A Living Wage of £8 per hour

SOURCE B: Unwelcome and Unaffordable

SOURCE C: Statistical Information



SOURCE A: A LIVING WAGE OF £8 PER HOUR

When introduced, the National Minimum Wage (NMW) was intended to end poverty wages for millions of low paid workers. Updated annually on the recommendation of the Low Pay Commission, the NMW sets a minimum hourly payment to which all workers are entitled. However, since 2007, the number of people on low incomes has risen while
5 the relative value of the NMW in the UK is one of the lowest in the developed world. Therefore, if Government is serious in its attempts to meet its own targets to reduce poverty in this country, the NMW for adult workers should be increased to £8 per hour.

Lifting people out of poverty through work is widely seen as the best way to tackle
10 inequality in society. Those who favour a collectivist approach understand the value of a more equal society. In recent years, the extent to which society has become more divided has become all too clear. There is a wealth of evidence that shows poverty, and the social problems poverty creates, is increasing. Tinkering with the tax and benefits system has not reduced the levels of poverty in this country. Radical change is required.

15 There will be many benefits arising from increasing the adult NMW to £8 per hour. To begin with, the embarrassing, complicated and costly process of means-tested benefits could be scrapped. An £8 per hour NMW is simple, straightforward, dignified and makes work pay. It would mean an end to employers paying poverty wages with the State making up the difference between low wages and what is needed to avoid hardship.
20 Each low paid worker will immediately receive an increase in income. Jobs that were previously hard to fill because of low pay will become more attractive. In time, employers will benefit from a more stable, better rewarded and better committed workforce. Demand for goods will rise, leading to higher employment levels. In the years to come, Government will benefit through increased tax returns and reduced
25 Social Security payments. Few people believe that an £8 per hour NMW will push up wage rates in other areas of employment. An £8 NMW is a “win-win” scenario.

To those who oppose £8 per hour NMW I say this: the UK cannot compete with the
30 emerging nations of China, India and Brazil when it comes to low skilled manufacturing jobs. If our economy is to grow, the country must look to develop a highly skilled, highly rewarded workforce. The current NMW does not encourage unemployed people to move into paid employment. Many politicians believe that the NMW is too low. Introducing an £8 per hour NMW will energise our workforce and bring an end to poverty wages once and for all.

Ken Dorward, Anti-poverty Campaigner

SOURCE B: UNWELCOME AND UNAFFORDABLE

Demands to increase the adult National Minimum Wage (NMW) to £8 per hour must be resisted by the Low Pay Commission. At a time when the UK economy is only slowly recovering from the worst recession in fifty years, it would be economic madness to burden employers with extra wage costs. Every year since its introduction there has been a rise in the annual percentage rate of the NMW. In some years, the annual percentage rise in the NMW has been greater than the annual percentage rise in average earnings. The UK now has very few households living in poverty compared to other European Union countries. The rates of pay for the NMW currently ensure there are no poverty wages in this country. An £8 adult NMW is simply not needed.

5
10
15
There is a second reason why an £8 per hour adult NMW must be resisted. It is not the responsibility of government to reduce poverty—it is up to the individual to work harder, be better educated and become more skilled. Only when individuals strive to improve themselves can people be permanently lifted out of poverty. All too often people of working age in this country expect the State to provide for them. There is already a huge range of benefits to support the poorest groups in society. The UK’s “dependency culture” must come to an end.

20
25
People work hard to ensure the success of their businesses. In the modern economy, wage levels reflect the value placed on different workers by society. Why should workers with the least skills and fewest qualifications be paid more than they are worth? Opinion surveys show that the public agree with the idea of an NMW but an £8 NMW would have a disastrous effect on businesses such as hotels and restaurants where the majority of low paid workers are found. In a world where multinational companies move from country to country seeking ever cheaper wage rates, our foreign competitors will hardly be able to believe their luck. In a number of countries in Europe, such as Denmark and Italy, there is no NMW and for good reason: it is unwelcome and unaffordable.

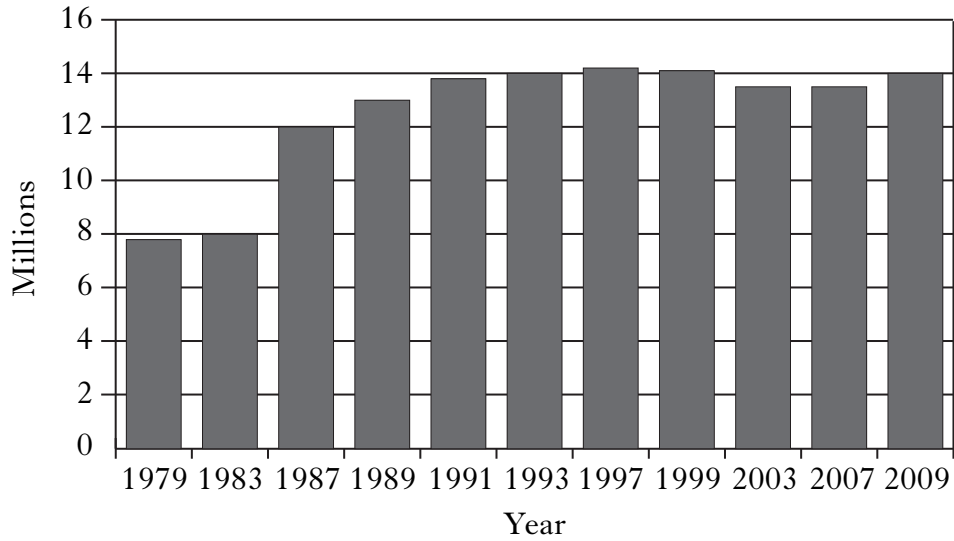
30
Supporters of an £8 adult NMW must consider the knock-on effect of their proposal. If wages for the lowest paid are increased, other workers will demand higher wages. Employers will be faced with rising wage demands that they simply cannot afford. To meet the cost of an £8 adult NMW employers will have to lay off staff at a time when UK unemployment rates are historically high. Trade union industrial action will be sure to follow. It is clear that those groups demanding an £8 adult NMW have not considered fully the consequences of their proposal.

Christine Kelly, Businessperson

[Turn over for Source C on Pages four, five and six

SOURCE C: STATISTICAL INFORMATION

SOURCE C1 Numbers of people in the UK on low incomes in millions 1979–2009



Source: Adapted from the Poverty Site

SOURCE C2 Comparison of the relative value of the national minimum wage in Pounds (£s) between selected developed countries, 2008



*The bar graph gives the value of the adult hourly NMW in selected countries if paid in UK Pounds (£s)

Source: Adapted from Low Pay Commission Report 2009

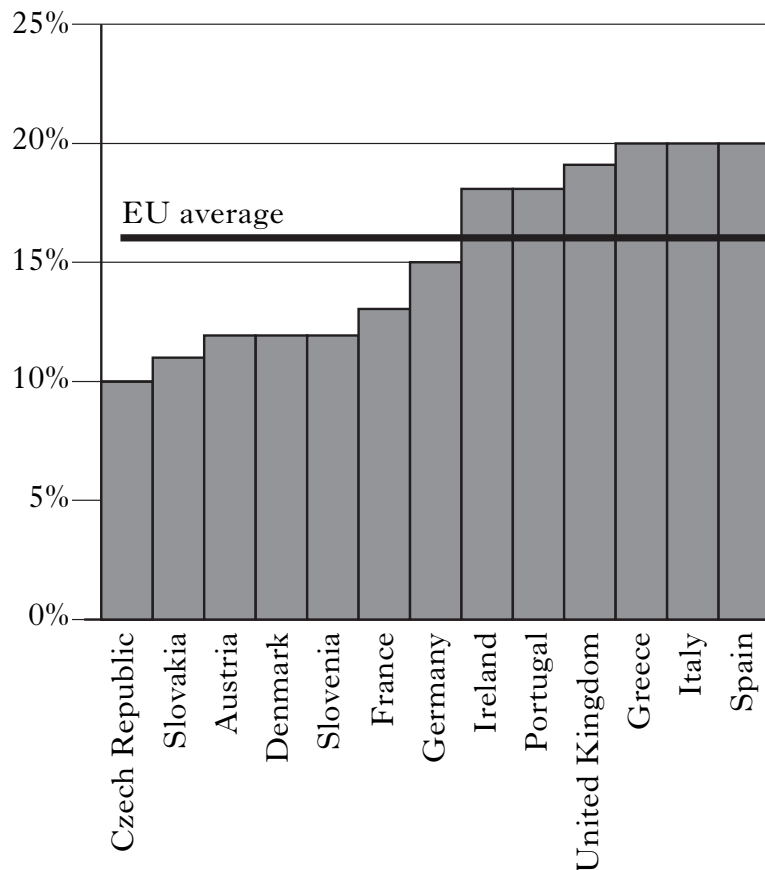
SOURCE C: (CONTINUED)

SOURCE C3 Public opinion survey on the National Minimum Wage 2009

- (i) Do you agree with the idea of a National Minimum Wage (NMW)?
 Yes 85% No 10% Don't know 5%
- (ii) Do you think that the current NMW is . . .
 Too high? 15% Too low? 35%
 About right? 40% Don't know. 10%
- (iii) Do you think a higher NMW would harm the UK economy?
 Yes 50% No 35% Don't know 15%
- (iv) Do you think a higher NMW will push up wages in other areas of
 employment?
 Yes 40% No 35% Don't know 25%

Source: UK telephone survey, 1004 people, August 2009 (adapted)

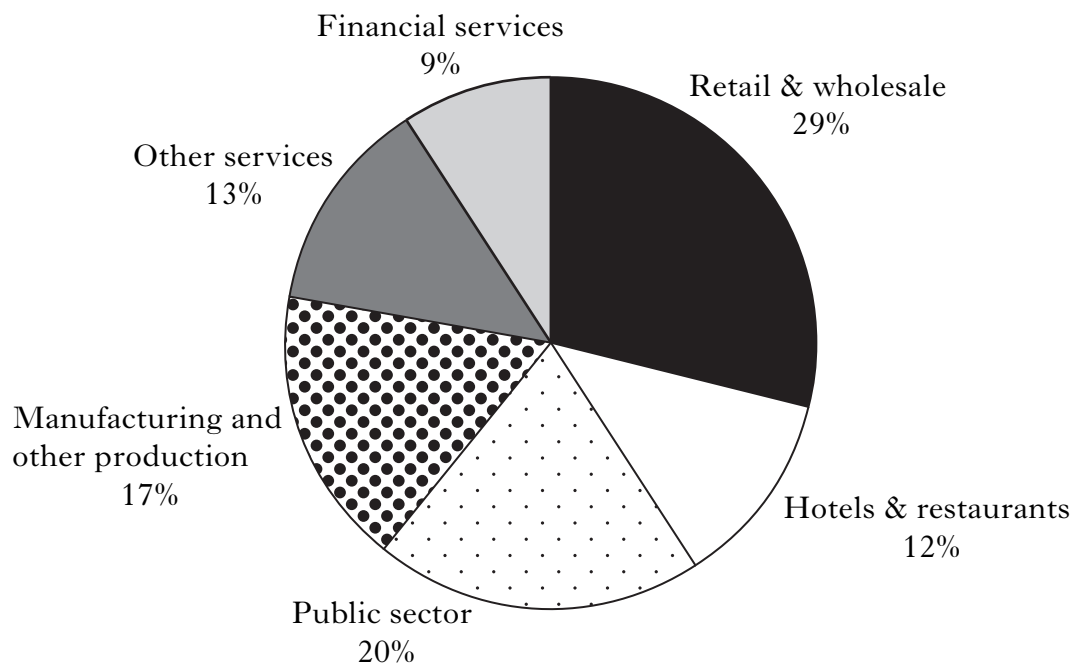
SOURCE C4 Percentage (%) of households in poverty in selected EU countries 2009



Source: Adapted from Eurostat; updated Jan 2009

SOURCE C: (CONTINUED)

SOURCE C5 Types of employment where low paid workers were found [in percentages (%) in 2009]



Source: Adapted from Labour Force Survey; updated March 2009

[BLANK PAGE]

[BLANK PAGE]

DECISION MAKING EXERCISE

QUESTIONS

Marks

Questions 1 to 4 are based on Sources A to C on pages 2–6. Answer Questions 1 to 4 before attempting Question 5.

In Questions 1 to 4, use **only** the Sources described in each question.

Question 1

Use **only** Source C1, C2 and Source A.

To what extent does the evidence support Ken Dorward? **3**

Question 2

Use **only** Source C3 and Source A.

Why might Ken Dorward be accused of exaggeration? **2**

Question 3

Use **only** Source C4 and Source B.

Why might Christine Kelly be accused of exaggeration? **2**

Question 4

Use **only** Source C3, C5 and Source B.

To what extent does the evidence support Christine Kelly? **3**
(10)

Question 5

DECISION MAKING TASK

You are an independent policy researcher. You have been asked to prepare a report for the Low Pay Commission in which you recommend or reject a proposal to increase the value of the UK's National Minimum Wage (NMW) to £8 per hour for adult workers.

Your answer should be written in the style of a *report*.

Your report should:

- recommend or reject the proposal to increase the UK's National Minimum Wage (NMW) to £8 per hour for adult workers
 - provide arguments to support your recommendation
 - identify and comment on any arguments which may be presented by those who oppose your recommendation
 - refer to all the Sources provided
- AND
- **must** include relevant background knowledge.

The written and statistical sources which are provided are:

SOURCE A: A Living Wage of £8 per hour

SOURCE B: Unwelcome and Unaffordable

SOURCE C: Statistical Information

(20)

Total: 30 Marks

[END OF QUESTION PAPER]

ACKNOWLEDGEMENTS

Paper 2 Source C1—Data in table is adapted from information from **www.poverty.org.uk**.
Reproduced by kind permission of The Poverty Site.

Paper 2 Source C2—Bar graph is adapted from Low Pay Commission Report 2009 Table A5.1. Reproduced by kind permission of the Low Pay Commission.

Paper 2 Source C4—Bar graph is adapted from the original English-language information published by Eurostat on the Eurostat website: Eurostat, © European Union, **http://epp.eurostat.ec.europa.eu**, 1995-2011. Responsibility for the adaptation lies entirely with SQA.