

FOR OFFICIAL USE

--	--	--	--	--	--

C

Total

--

0700/403

NATIONAL
QUALIFICATIONS
2007

TUESDAY, 15 MAY
11.10 AM – 12.10 PM

DRAMA
STANDARD GRADE
Credit Level

Fill in these boxes and read what is printed below.

Full name of centre

--

Town

--

Forename(s)

--

Surname

--

Date of birth

Day Month Year

--	--	--	--	--	--

Scottish candidate number

--	--	--	--	--	--	--	--	--	--

Number of seat

--

- 1 Read each question carefully.
- 2 Attempt **all** questions in **both** sections.
- 3 You may use sketches and diagrams to illustrate your answers.
- 4 All answers are to be written in this answer book. If there is not enough space for you to complete your answer to any question, **additional paper** can be obtained from the invigilator.
- 5 The Stimuli for Section A are supplied in a separate paper. Check that you have this paper before the examination begins.
- 6 Before leaving the examination room you must give this book to the invigilator. If you do not, you may lose all the marks for this paper.



SECTION A

Marks

Answer **all** of the following questions.

Your answers should be based
on work from the **stimulus material**.
(*A copy of the Stimulus Paper is provided.*)

My group chose stimulus _____ (*enter number from Stimulus Paper*).

1. (a) Identify the central character in your drama.

Name _____ Age _____

1

- (b) Why was this character central to the drama?

3

- (c) Now think about the other characters in your drama. Choose any **two** and explain their purpose in the drama.

4

2. Think about the purpose or message of your drama. How did the plot help to communicate this purpose or message?

Marks

6

3. (a) What aspect of your presented drama had the greatest impact on your audience and why?

2

- (b) In what ways could theatre arts enhance this impact?

4

[Turn over

SECTION B

Marks

Answer **all** of the following questions.

Your answers should **not** be based
on work from the **stimulus material**.

4. Give the definitions of the following drama terms.

(a) Barn doors _____

2

(b) Blocking _____

2

(c) Cyclorama _____

2

(d) Intonation _____

2

(e) Wings _____

2

5. This question requires an imaginative response from you.

Read carefully all parts of the question, (a) to (e), before starting to write.

Marks

***A wild Scottish moor.
Thunder and lightning.
Night.
Enter three characters.***

- (a) Describe the mood and atmosphere you would wish to create at the start of the drama.

- (b) How could this mood and atmosphere be created through what the audience **sees** before the characters enter?

4

- (c) How could this mood and atmosphere be created through what the audience **hears** before the characters enter?

4

[Turn over]

(d) How could this mood and atmosphere be created through the ways in which the three characters make their entrance?

4

(e) Describe how the three characters might look. Your answer must refer to physical description, make-up and costume. You may also include other visual information.

This image shows a blank sheet of white paper with horizontal ruling lines. The lines are evenly spaced and run across the width of the page. There are no margins, text, or other markings on the paper.

10


6. Identify the following ground plan symbols.

(a) ~~~~~

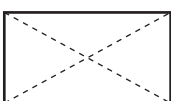
1

(b) 

1

(c) 

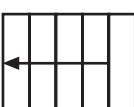
1

(d) 

1

(e) 

1

(f) 

1

[Turn over for Question 7 on *Page eight*]

7. “Conventions are alternative ways of presenting parts of a drama.”*Marks*

Describe how conventions were effectively used during your Standard Grade course. You must refer to **three** different conventions. (These need not all come from the same drama.)

Convention 1 _____

4

Convention 2 _____

4

Convention 3 _____

4

[END OF QUESTION PAPER]