

Year 4                      ENGLISH (Listening Comprehension)                      Time: 30 minutes  
TEACHER'S COPY

**Guidelines for the conduct of the Listening Comprehension Examination**  
**ALL INSTRUCTIONS ARE TO BE GIVEN IN ENGLISH**

- a) 4 minutes – First reading aloud of text by teacher
- b) 4 minutes – Teacher reads out the questions
- c) 4 minutes – Second reading aloud of text by teacher
- d) 8 minutes – Students answer the questions
- e) 4 minutes – Third reading aloud of text by teacher
- f) 6 minutes – Final revision of answers by students

**Resources**

Teacher: Reading Text and Questions  
Each student: Pen and Examination Paper

**Introduction**

The teacher in charge distributes the examination papers to the students and asks them to write their name, surname and class on the front cover.

**THE TEACHER TELLS THE STUDENTS TO FOLLOW THE INSTRUCTIONS ON THE FRONT PAGE OF THE EXAMINATION PAPER (STUDENT'S COPY) AS S/HE READS.**

**INSTRUCTIONS**

1	<ul style="list-style-type: none"><li>• Listen carefully as I read a text about <i>Puppets and Puppet Shows</i>.</li><li>• Do not answer the questions or write anything while I am reading.</li></ul>
2	<ul style="list-style-type: none"><li>• Open the examination paper and look at the questions.</li><li>• I will read the questions to you once.</li></ul>
3	<ul style="list-style-type: none"><li>• Close the examination paper and listen carefully.</li><li>• I will read the text a second time.</li><li>• Do not write anything while I am reading.</li></ul>
4	<ul style="list-style-type: none"><li>• You have eight minutes to answer questions 1 to 14.</li><li>• In questions 1 to 12 tick only the correct answer.</li><li>• In number 13 (a to j) tick to show whether each sentence is True or False.</li><li>• In number 14 (a to c) fill in the missing word to complete each sentence.</li></ul>
5	<ul style="list-style-type: none"><li>• I will read the text to you a third time.</li><li>• You may complete any unanswered questions as I read.</li></ul>
6	<ul style="list-style-type: none"><li>• You have now six minutes to check your answers, and complete any unanswered questions.</li></ul>

Questions 1 to 12 (1 mark each) = 12 marks

Question 13 (a to j) (½ mark each) = 5 marks

Question 14 (a to c) (1 mark each) = 3 marks

**TOTAL: 20 MARKS**

## Puppets and Puppet Shows

1. Inside the Puppet Theatre the puppets sit on shelves or lie curled up in boxes. Every puppet has a different character. There are poor children, kings and wicked stepmothers. There are giants and animals of every kind.
2. The puppet theatre is an old place with wooden staircases and tiny rooms. There is a small, simple stage.
3. Puppets work in different ways. The body of a string puppet is made of wood. There are joints at its neck, its elbow and so on. These are the parts of the puppet that move when the puppeteer pulls on the strings.
4. Rod puppets have long rods. The long rods move the arms and the head. There are no rods to move the legs or feet.
5. Puppeteers wear glove puppets on their hands and move them with fingers. Puppets like this get torn easily, so they often need repairing.
6. Shadow puppets are different from other puppets. You move them in front of a bright light and make shadows on a screen.
7. Every month the puppet theatre puts on a new show. A team of people work together. The director is the person in charge. The writer thinks about the story and works on the play script. The designers plan what the stage and puppets will look like. The puppet makers begin work on the puppets.
8. The puppeteers plan how to move the puppets. They rehearse for a week before the show opens. Everything has to work together – the stage area with the props, the puppets, the lights, and the music. Everyone works hard until it all looks and sounds just right.
9. About an hour before the show, the puppeteers check that the puppets and props, the other objects used on stage, are ready.
10. Soon the audience arrives. The children talk and laugh. Then, suddenly, the lights go out and the show starts.
11. The children enjoy going to the Puppet Theatre. They like to see the puppet shows.

(Adapted from *Inside the Puppet Theatre* by Claire Llewellyn)

Tick (✓) the correct phrase or sentence to answer the questions.

1. Where are the puppets kept?

- a) on tables and in drawers
- b) on shelves and in boxes
- c) under the stage
- d) under the staircase

a)
b)
c)
d)

2. What kind of staircases does the Puppet Theatre have?

- a) concrete staircases
- b) electric staircases
- c) wooden staircases
- d) stone staircases

a)
b)
c)
d)

3. What is the stage like?

- a) small and simple
- b) large and complex
- c) old and tiny
- d) new and big

a)
b)
c)
d)

4. Which puppets have a wooden body?

- a) the string puppets
- b) the rod puppets
- c) the shadow puppets
- d) the glove puppets

a)
b)
c)
d)

5. Which parts of the rod puppet's body are moved with the long rods?

- a) the head and the shoulders
- b) the arms and the legs
- c) the feet and the legs
- d) the arms and the head

a)
b)
c)
d)

6. Which puppets need to be mended over and over again?

- a) the shadow puppets
- b) the glove puppets
- c) the rod puppets
- d) the string puppets

a)
b)
c)
d)

7. When does the Puppet Theatre put on a new show?

- a) once every two years
- b) every weekend
- c) every month
- d) once every two months

a)
b)
c)
d)

8. Who works together to put on a new show?

- a) puppet makers
- b) an audience of a new show at the Puppet Theatre
- c) a team of people who work at the Puppet Theatre
- d) animals of every kind

a)
b)
c)
d)

9. Who is in charge of the puppet shows?

- a) the play script writer
- b) a puppeteer
- c) the director
- d) a designer

a)
b)
c)
d)

10. What do the puppeteers plan?

- a) what the stage will look like
- b) what the puppets will look like
- c) how to move the puppets
- d) how to change the lights

a)
b)
c)
d)

11. Why is a week spent on each rehearsal?

- a) because everything has to look and sound just right
- b) because the writer takes long to write the words of the play
- c) because the designer takes long to design the new puppets
- d) because the puppeteers have to learn the words of the play

a)
b)
c)
d)

12. When are the props ready?

- a) after the show
- b) before the show
- c) during the show
- d) at the end of the show

a)
b)
c)
d)

(12 × 1 mark = 12 marks)

13. Put a tick (✓) to show whether each sentence is TRUE or FALSE.

- a) All the puppets are the same.
- b) Among the puppets there are giants and kings.
- c) The Puppet Theatre is new.
- d) The rooms in the theatre are small.
- e) The writer at the Puppet Theatre writes plays.
- f) The puppet makers design the puppets.
- g) The objects used on the stage are called props.
- h) The children wait quietly for the show to start.
- i) The audience knows when the lights will go out.
- j) The children hate going to the Puppet Theatre.

TRUE	FALSE

(10 × ½ mark = 5 marks)

14. Fill in the blanks with a suitable WORD.

- a) Parts of the \_\_\_\_\_ of the string puppet move when the puppeteer pulls on the strings.
- b) Glove puppets move when the puppeteers move their \_\_\_\_\_.
- c) When you move shadow puppets in front of a bright light they make \_\_\_\_\_ shapes on a screen.

(3 × 1 mark = 3 marks)



**END OF PAPER**

Year 4

ENGLISH  
(Listening Comprehension)

Time: 30 minutes

Name: \_\_\_\_\_

Class: \_\_\_\_\_

TOTAL: \_\_\_ MARKS

### INSTRUCTIONS

1.	<ul style="list-style-type: none"><li>• Listen carefully as the teacher reads the text about Puppets and Puppet Shows.</li><li>• Do not answer the questions or write anything while the teacher is reading.</li></ul>
2.	<ul style="list-style-type: none"><li>• Open the examination paper and look at the questions.</li><li>• The teacher will read the questions to you once.</li></ul>
3.	<ul style="list-style-type: none"><li>• Close the examination paper and listen carefully.</li><li>• The teacher will read the text a second time.</li><li>• Do not write anything while the teacher is reading.</li></ul>
4.	<ul style="list-style-type: none"><li>• You have eight minutes to answer questions 1 to 14.</li><li>• In questions 1 to 12 tick (✓) only the correct answer.</li><li>• In number 13 (a to j) tick (✓) to show whether each sentence is True or False.</li><li>• In number 14 (a to c) fill in the missing word in each sentence.</li></ul>
5.	<ul style="list-style-type: none"><li>• The teacher will read the text to you a third time.</li><li>• You may complete any unanswered questions as the teacher reads.</li></ul>
6.	<ul style="list-style-type: none"><li>• Finally you have six minutes to check your answers, and complete any unanswered questions.</li></ul>

Questions 1 to 12 (1 mark each) = 12 marks

Question 13 (a to j) (½ mark each) = 5 marks

Question 14 (a to c) (1 mark each) = 3 marks

TOTAL: 20 MARKS

Tick (✓) the correct phrase or sentence to answer the questions.

1. Where are the puppets kept?

- a) on tables and in drawers
- b) on shelves and in boxes
- c) under the stage
- d) under the staircase

a)
b)
c)
d)

2. What kind of staircases does the Puppet Theatre have?

- a) concrete staircases
- b) electric staircases
- c) wooden staircases
- d) stone staircases

a)
b)
c)
d)

3. What is the stage like?

- a) small and simple
- b) large and complex
- c) old and tiny
- d) new and big

a)
b)
c)
d)

4. Which puppets have a wooden body?

- a) the string puppets
- b) the rod puppets
- c) the shadow puppets
- d) the glove puppets

a)
b)
c)
d)

5. Which parts of the rod puppet's body are moved with the long rods?

- a) the head and the shoulders
- b) the arms and the legs
- c) the feet and the legs
- d) the arms and the head

a)
b)
c)
d)

6. Which puppets need to be mended over and over again?

- a) the shadow puppets
- b) the glove puppets
- c) the rod puppets
- d) the string puppets

a)
b)
c)
d)

7. When does the Puppet Theatre put on a new show?

- a) once every two years
- b) every weekend
- c) every month
- d) once every two months

a)
b)
c)
d)

8. Who works together to put on a new show?

- a) puppet makers
- b) an audience of a new show at the Puppet Theatre
- c) a team of people who work at the Puppet Theatre
- d) animals of every kind

a)
b)
c)
d)

9. Who is in charge of the puppet shows?

- a) the play script writer
- b) a puppeteer
- c) the director
- d) a designer

a)
b)
c)
d)

10. What do the puppeteers plan?

- a) what the stage will look like
- b) what the puppets will look like
- c) how to move the puppets
- d) how to change the lights

a)
b)
c)
d)

11. Why is a week spent on each rehearsal?

- a) because everything has to look and sound just right
- b) because the writer takes long to write the words of the play
- c) because the designer takes long to design the new puppets
- d) because the puppeteers have to learn the words of the play

a)
b)
c)
d)

12. When are the props ready?

- a) after the show
- b) before the show
- c) during the show
- d) at the end of the show

a)
b)
c)
d)

(12 × 1 mark = 12 marks)



13. Put a tick (✓) to show whether each sentence is TRUE or FALSE.

- a) All the puppets are the same.
- b) Among the puppets there are giants and kings.
- c) The Puppet Theatre is new.
- d) The rooms in the theatre are small.
- e) The writer at the Puppet Theatre writes plays.
- f) The puppet makers design the puppets.
- g) The objects used on the stage are called props.
- h) The children wait quietly for the show to start.
- i) The audience knows when the lights will go out.
- j) The children hate going to the Puppet Theatre.

TRUE	FALSE

(10 × ½ mark = 5 marks)

14. Fill in the blanks with a suitable WORD.

- a) Parts of the \_\_\_\_\_ of the string puppet move when the puppeteer pulls on the strings.
- b) Glove puppets move when the puppeteers move their \_\_\_\_\_.
- c) When you move shadow puppets in front of a bright light they make \_\_\_\_\_ shapes on a screen.

(3 × 1 mark = 3 marks)



**END OF PAPER**

DIRECTORATE FOR QUALITY AND STANDARDS IN EDUCATION  
Department for Curriculum Management and eLearning  
Educational Assessment Unit

**Annual Examinations for Primary Schools - 2012**

---

**YEAR 4**

**ENGLISH**

**TIME: 1h 15min**


**(Reading Comprehension, Language, and Writing)**

---

**Name:** \_\_\_\_\_

**Class:** \_\_\_\_\_

**Total: 60 marks**



**A. Reading Comprehension**  
**Read the following passage carefully.**

**Ben's best friend**

Ben's home was a lighthouse. He liked living there, but it was a bit lonely. No one lived nearby.


Every day, at sunset, Ben's Dad turned on the light at the top of the lighthouse. The light warned ships out at sea not to sail too close to the shore.

On bad days the wind howled and the sea turned from blue to grey. Ben knew what could happen to ships at sea. Sometimes he saw bits of broken ships washed up on the sharp rocks. He was afraid of the sea.

Once a week, Dad drove to the town to buy groceries. One day he had a wonderful surprise. In the back of the truck there was a white dog.

"She needs a friend," Dad told Ben. Ben lifted the dog out of the truck. She licked him on the nose.

"I'll call you Licky," Ben told her.



A little way from the lighthouse was a small bay. Licky went on walks with Ben along the sandy beach.

One day she chased a sea gull into the sea. Ben was building a sandcastle. He looked up. All he could see was her bobbing white head!

Ben knew how strong the sea was, but he had to help Licky. She was his best friend. He ran into the waves.

Suddenly, a big wave pushed him over. Ben tried to get up, but another wave pushed him down again.

Then, Licky's white head was bobbing close to Ben. He held on to her neck. Her paws paddled strongly through the water. Soon Ben's feet were on sand again. His legs felt weak. Then she licked him on the nose.

(Adapted from *The Sea Dog* by Penny Matthews)

**1. Tick (✓) to show the correct answer.**

i) Where did Ben live?

(1 mark)

- a) in a greenhouse
- b) in a farmhouse
- c) in a lighthouse
- d) in a penthouse

a)	
b)	
c)	
d)	

ii) What was the sea like on bad days?

(1 mark)

- a) blue
- b) grey
- c) warm
- d) calm

a)	
b)	
c)	
d)	

**2. Tick (✓) to show whether each sentence is True or False.**

(4 marks)

		True	False
a)	Ben liked his home.		
b)	Ben's Dad turned on the light in the evenings.		
c)	Dad went shopping once a week.		
d)	Licky was a black dog.		
e)	The small bay was far away from the lighthouse.		
f)	Ben could build sandcastles on the beach.		
g)	Ben was a better swimmer than his best friend.		
h)	Licky rescued Ben.		

**3. Answer the following questions.**

a) Did Ben and his Dad have any neighbours? Why?

\_\_\_\_\_, because \_\_\_\_\_  
\_\_\_\_\_  
\_\_\_\_\_ (2 marks)

b) What was the job of Ben's Dad?

His \_\_\_\_\_  
\_\_\_\_\_  
\_\_\_\_\_ (2 marks)

c) What could happen to ships at sea on bad days?

They could \_\_\_\_\_  
\_\_\_\_\_  
\_\_\_\_\_ (3 marks)

d) How did Ben's Dad travel to the town?

\_\_\_\_\_  
\_\_\_\_\_  
\_\_\_\_\_ (2 marks)

e) Why did Ben name the dog Licky?

\_\_\_\_\_  
\_\_\_\_\_  
\_\_\_\_\_ (2 marks)

f) Why did Ben run into the sea?

\_\_\_\_\_  
\_\_\_\_\_  
\_\_\_\_\_ (3 marks)

## B. Language

### B.1. Read the sentences.

Fill each blank with a suitable word from the given words.

Use each of the given words ONCE.

The first\* one has been done for you.

(4 marks)

wet	sea	brown	<del>flat</del>	white
-----	-----	-------	-----------------	-------

**Example:** Licky's nose was like a flat\* pink shell.



- a) She had a \_\_\_\_\_ curly coat like sea foam.



- b) Her eyes were shiny \_\_\_\_\_,  
the colour of \_\_\_\_\_ seaweed.



- c) "She's a \_\_\_\_\_ dog," said Ben.



**B.2. Read and write the missing words.**  
Use each of the given words ONCE.

(6)

his	yours	theirs	mine	ours	hers
-----	-------	--------	------	------	------

The children were going to decorate the party hats in groups.

Amy took her group's hats out of the box. She picked her blue hat.

"This one is \_\_\_\_\_," she said.

Then she gave the green one to her sister Pam.

"This hat is \_\_\_\_\_," Amy said.

"Now where's Steve?" she said. "This white hat is \_\_\_\_\_."

"And is this red hat Kate's?" asked Pam.

"Yes, it's \_\_\_\_\_," said Amy.

Steve and Kate were cutting shapes with some friends in another group.

"We haven't got scissors," said Steve. "But these scissors are \_\_\_\_\_."

They say we can borrow them."

"That's great," said Amy. "Do they need glue? We have an extra one. They can

borrow \_\_\_\_\_."



C. Writing

C.1. Look at the pictures in Sam's photo album.

Write a phrase or a sentence under each picture to explain what it is about.  
The first\* one has been done for you. (4 marks)



the tree house in  
our garden\*



\_\_\_\_\_

\_\_\_\_\_



\_\_\_\_\_

\_\_\_\_\_



\_\_\_\_\_

\_\_\_\_\_



\_\_\_\_\_

\_\_\_\_\_



**C.2. Complete the conversation.**



**Becky:** What do you do in your free time?

**Larry:** \_\_\_\_\_ and  
I often \_\_\_\_\_.

**Becky:** What did you do yesterday?

**Larry:** \_\_\_\_\_ because  
\_\_\_\_\_.

**Becky:** Where do you want to go next week?

**Larry:** \_\_\_\_\_ but  
I must \_\_\_\_\_.

### C.3. Composition


In not less than 90 words write ten sentences or a paragraph on ONE of the following:

1. Picture Composition: At the Pet Shop

Look at the pictures carefully. Write about what happened at the pet shop.

The following words and phrases may help you:

shopkeeper, kitten, a little brown puppy, in a cage, barking



2. Write about Summer.

Use the given information.

Weather	Clothes	Things to do	Other information
hot	shorts	swim	ice-cream
sunny	t-shirt	build sandcastles	sun protection cream
		snorkel	sunglasses



3. Write about how you use a computer. Where do you use a computer? How often do you use it? What do you do on the computer? Which is your favourite website? Why do you like the website?

4. Write a letter to your friend about a school trip. Write about the place you visited, the things you saw, what you did and what you learned.

**Title Number:** \_\_\_\_\_

Plan your writing in the space below.

