Possible Answers
Feb / Mar 2006

SENIOR CERTIFICATE EXAMINATION
SENIORSERTIFIKAAT-EKSAMEN

OCTOBER / NOVEMBER
OKTOBER / NOVEMBER

TECHNICAL DRAWING SG
TEGNIESE TEKENE SG

SECOND PAPER / TWEEDE VRAESTEL

ANSWER BOOK / ANTWOORDBOEK

TIME: 3 HOURS / TYD: 3 URE

MARKS: 150 / PUNTE: 150

711-2/2 L

5 PAGES / 5 BLADSYE

EXAM NUMBER / EKSAMENNOMMER

REQUIREMENTS:

- Drawing equipment.

INSTRUCTIONS:

- Answer ALL questions on the answer sheets provided.
- Write your examination number on EACH answer sheet.
- Approximate any dimensions not given.
- At the end of the session, all answers must be stapled together at the TOP LEFT-HAND corner in the correct sequence.
- All unused answer sheets must be handed in.

BENODIGHEDE:

- Tekeninstrumente.

INSTRUKSIES:

- Beantwoord ALLE vrae op die gegewe antwoordvelle.
- Skryf jou eksamennommer op ELKE antwoordvel.
- Benader enige afmetings wat nie gegee is nie.
- Aan die einde van die sessie moet AL die antwoordvelle in die korrekte volgorde in die BOONSTE LINKERKANTSTE hoek vasgekram word.
- Alle ongebruikte antwoordvelle moet ingehandig word.

QUESTION VRAAG	*MARKS PUNTE*	*INITIAL PARAFEER*
1.		
2.		
3.		
4.		
TOTAL TOTAAL		

CONTROLLER KONTROLEUR		

Possible Answers
Feb / Mar 2006

COPYRIGHT RESERVED / KOPIEREG VOORBEHOU

QUESTION 1

The given figure shows an isometric view of a casting. Draw to a scale of 1:1 and in third-angle othographic projection the following views of the casting:

1.1 A front view as seen in the direction of the arrow
1.2 A right view
1.3 A top view
1.4 Indicate the projection symbol representing third-angle orthographic projection in the space provided.

ALL hidden detail must be shown.
No dimensions required.

VRAAG 1

Die gegewe figuur toon 'n isometriese aansig van 'n gietstuk. Teken volgens 'n skaal van 1:1 en in derdehoekse ortografiese projeksie die volgende aansigte van die gietstuk:

1.1 'n Vooraansig vanuit die rigting wat deur die pyl aangedui word.
1.2 'n Regteraansig
1.3 'n Boaansig
1.4 Toon die projeksiesimbool vir derdehoekse ortografiese projeksie in die ruimte wat daarvoor voorsien word.

ALLE verborge detail moet getoon word.

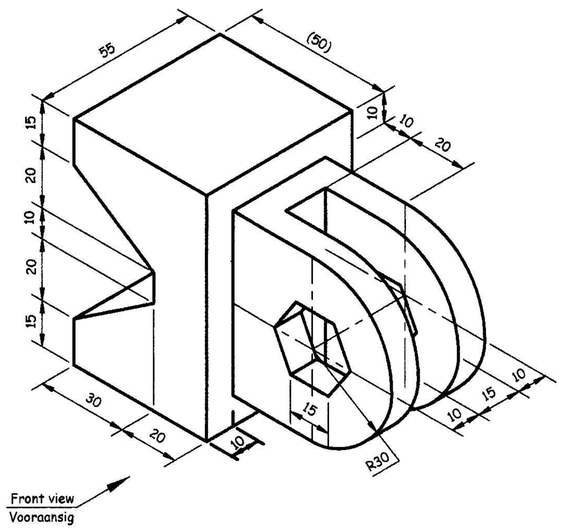

SYMBOL / SIMBOOL

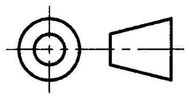

2

Possible Answers
Feb / Mar 2006

7

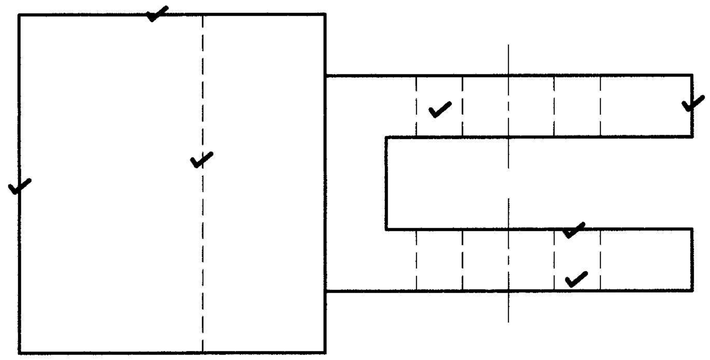

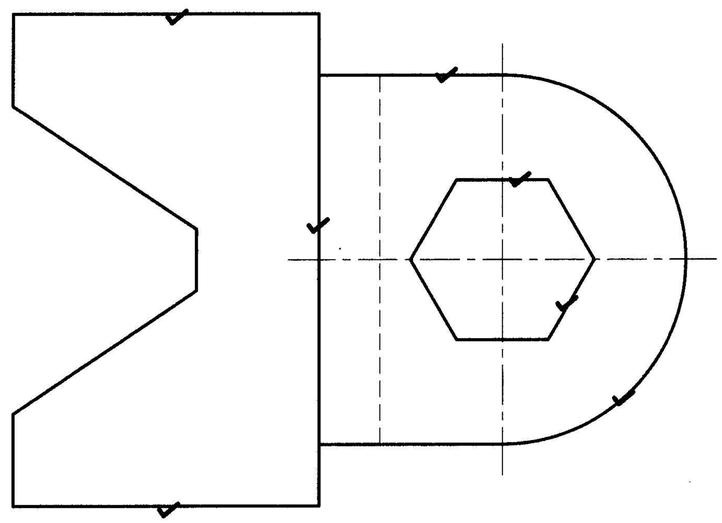

7

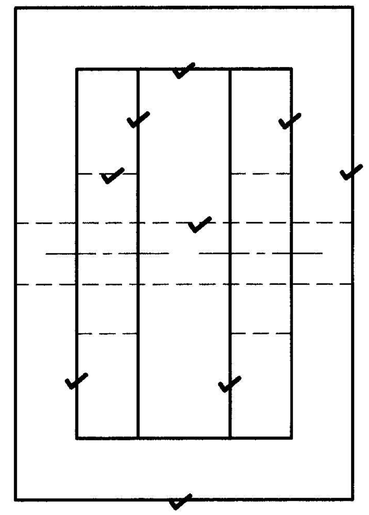

9

Placing Plasing	-3		
Presentation Aanbieding	-2		
Accuracy Akkuraatheid	-2		
Front view Vooraansig	7		
Top view Bo-aansig	7		
Right view Regteraansig	9		
Symbol Simbool	2		
TOTAL TOTAAL	25		

EXAM NUMBER: EKSAMENNOMMER:	TECHNICAL DRAWING STANDARD GRADE TEGNIESE TEKENE STANDAARDGRAAD	SG 711 - 2/2 L SG 711 - 2/2 L	ANSWER SHEET 1 ANTWOORDVEL 1

QUESTION 2

The given figure shows three views of a casting in third-angle orthographic projection. Draw to a scale of 1:1 a neat isometric view of the casting.

Use point "A" to start the drawing.

VRAAG 2

Die gegewe figuur toon drie aansigte van 'n gietstuk in derdehoekse ortografiese projeksie.Teken volgens 'n skaal van 1:1 'n netjiese isometriese aansig van die gietstuk.

Gebruik punt "A" as beginpunt.

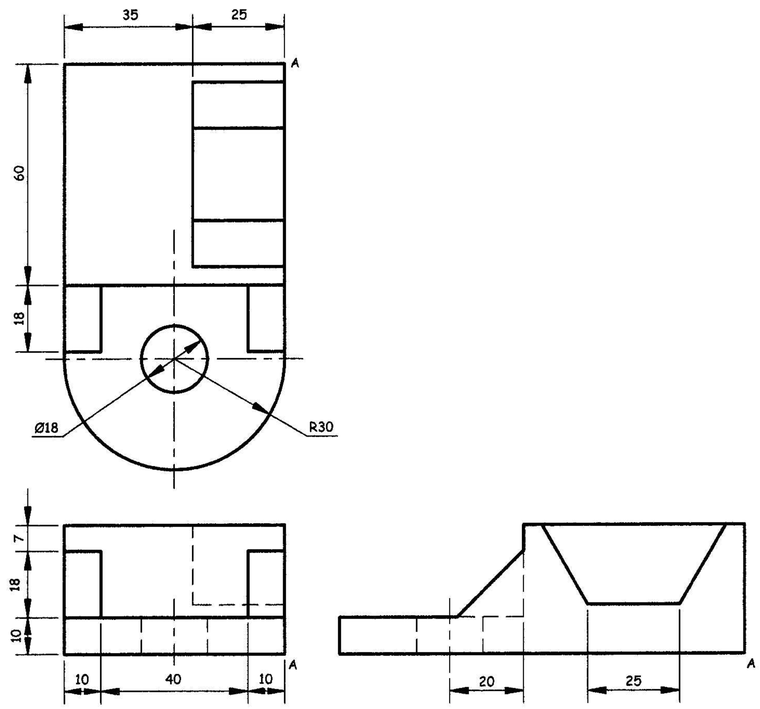

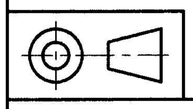

Possible Answers
Feb / Mar 2006

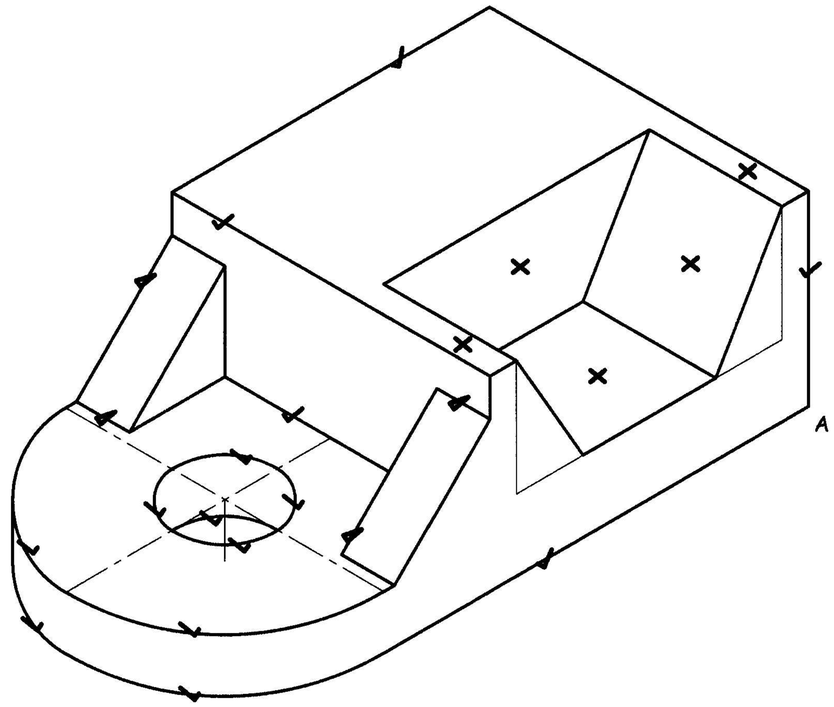

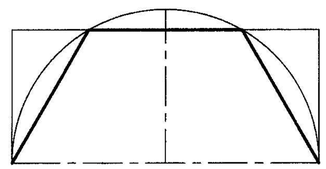

Placement Plasing	-3		
✓ Base Basis	5		
✓ Hole & Curve Gat & Kurwe	8		
✓ Ribs Ribbe	4		
✗ Hexagon Seskant	6		
Linework Lynwerk	2		
TOTAL TOTAAL	25		

EXAM NUMBER:
EKSAMENNOMMER:

TECHNICAL DRAWING STANDARD GRADE
TEGNIESE TEKENE STANDAARDGRAAD

SG 711 - 2/2 L
SG 711 - 2/2 L

ANSWER SHEET 2
ANTWOORDVEL 2

QUESTION 3

Three views of a dwelling that has been developed as a project of 100 low-cost houses in Mamelodi, Tshwane-East, are shown. Draw a neat two-point perspective view of the dwelling.

No hidden detail is required. Ignore wall thickness.

VRAAG 3

Drie aansigte van 'n woning wat deel is van 'n projek van 100 laekoste-huise in Mamelodi, Tshwane-Oos, word getoon. Teken 'n netjiese tweepuntperspektief-aansig van die woning.

Geen verborge detail hoef getoon te word nie. Ignoreer muurdikte.

Possible Answers
Feb / Mar 2006

Perspective view Perspektief-aansig	20		
Vanishing points Verdwynpunte	2		
Accuracy Akkuraatheid	3		
TOTAL TOTAAL	25		

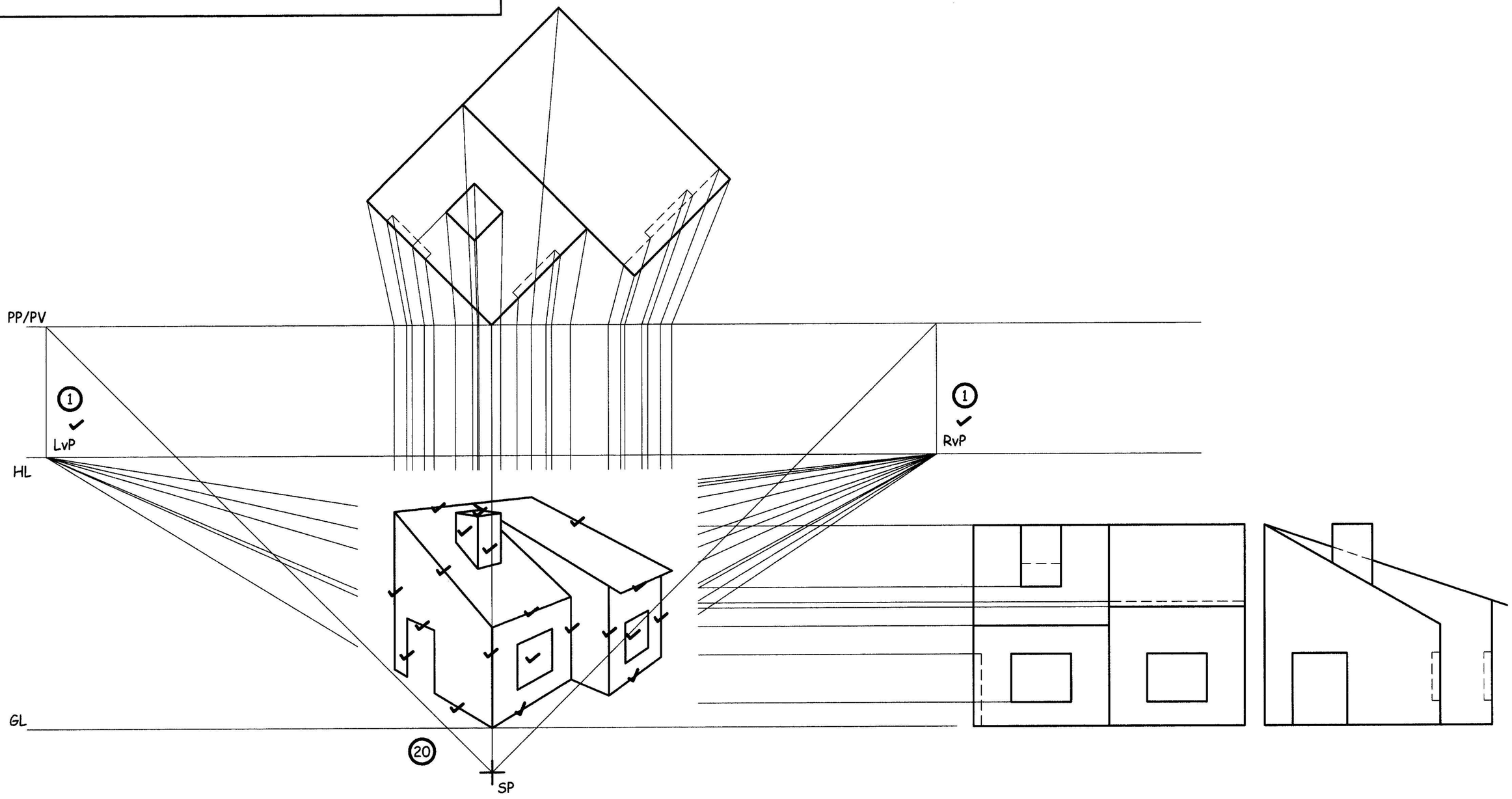

EXAM NUMBER: EKSAMENNOMMER:	TECHNICAL DRAWING STANDARD GRADE TEGNIESE TEKENE STANDAARDGRAAD	SG 711 - 2/2 L SG 711 - 2/2 L	ANSWER SHEET 3 ANTWOORDVEL 3

Possible Answers
Feb / Mar 2006

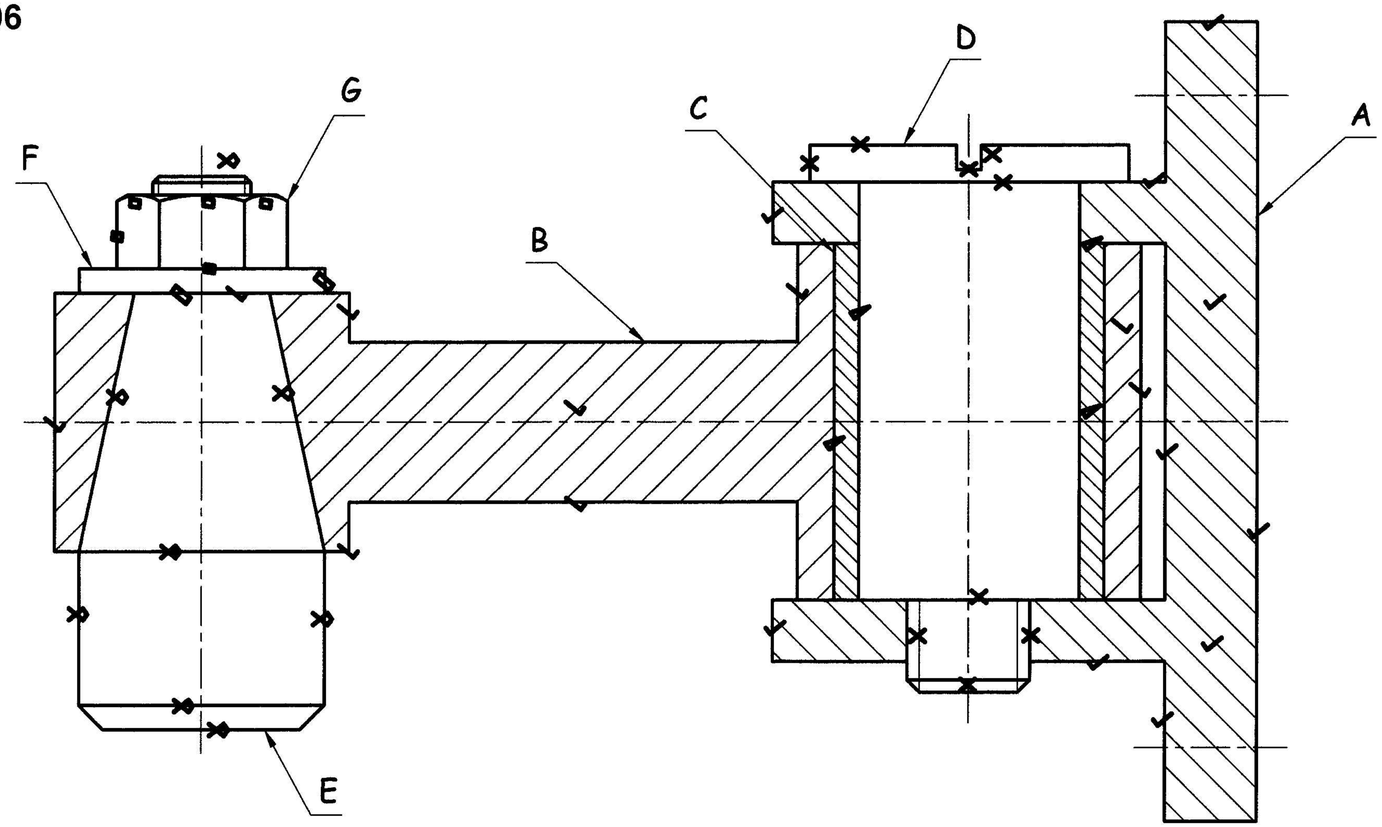

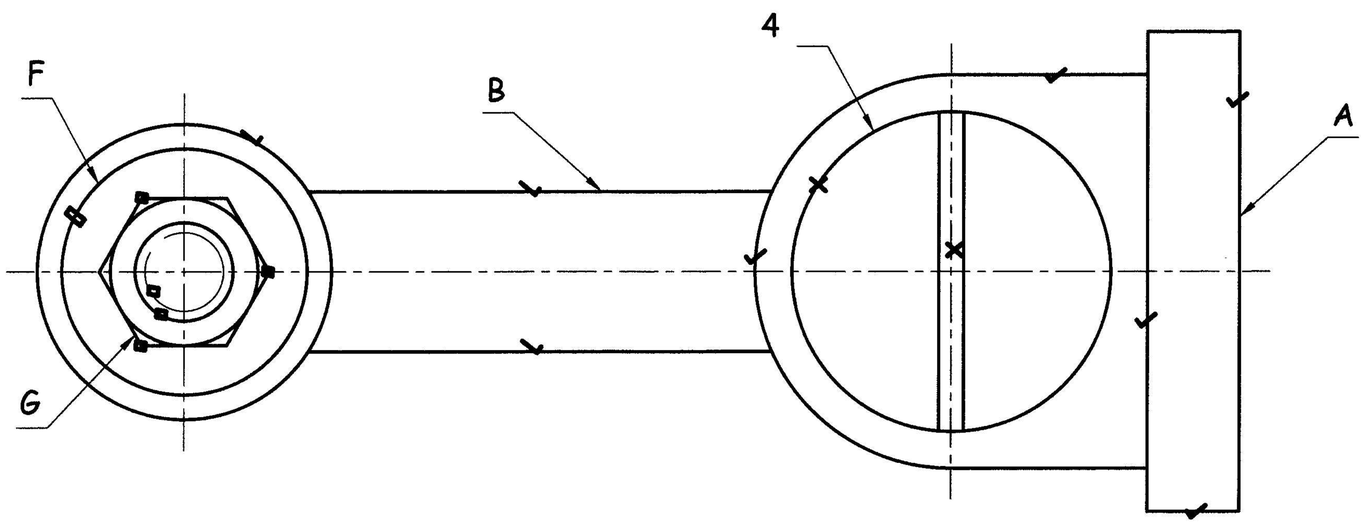

FRONT VIEW VOORAANSIG			
✓ PART A	10		
✓ PART B	9		
✓ PART C	4		
✓ PART D	9		
✓ PART E	8		
✓ PART F	2		
✓ PART G	5		
TOTAL / TOTAAL	47		
TOP VIEW BO-AANSIG			
✓ PART A	5		
✓ PART B	3		
✓ PART D	2		
✓ PART F	1		
✓ PART G	4		
TOTAL / TOTAAL	15		
47 + 15 = 62	62		
ASSEMBLY SAMESTELLING	3		
DIMENSIONS AFMETINGS	3		
LINEWORK LYNWERK	3		
TITLE TITEL	2		
SYMBOL SIMBOOL	2		
TOTAL TOTAAL	75		

	TITLE BLOCK / TITELBLOK	
2	SWIVEL ARM ✓ SCALE 1:1	SWAAI-ARM SKAAL 1:1
	SYMBOL / SIMBOOL	
2	✓ 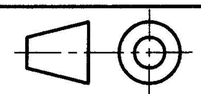	

EXAM NUMBER: EKSAMENNOMMER:	TECHNICAL DRAWING STANDARD GRADE TEGNIESE TEKENE STANDAARDGRAAD	SG 711 - 2/2 L SG 711 - 2/2 L	ANSWER SHEET 4 ANTWOORDVEL 4