

**ENGINEERING
GRAPHICS
AND DESIGN**

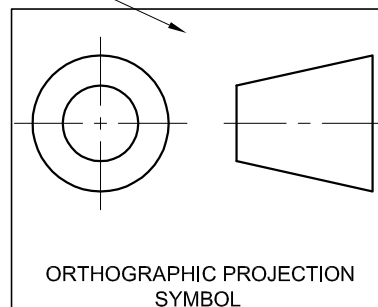
**GRADE 12
PAPER 2
EXEMPLAR
2008**

MEMORANDA

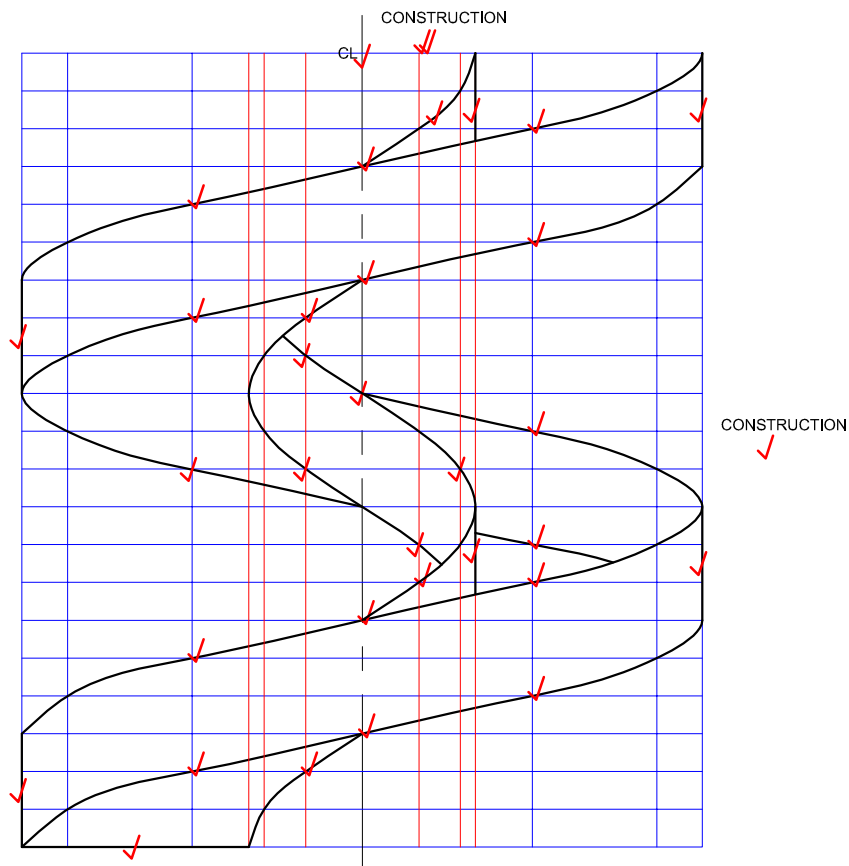
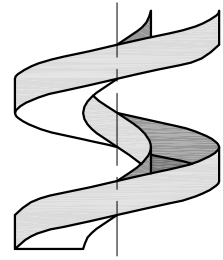
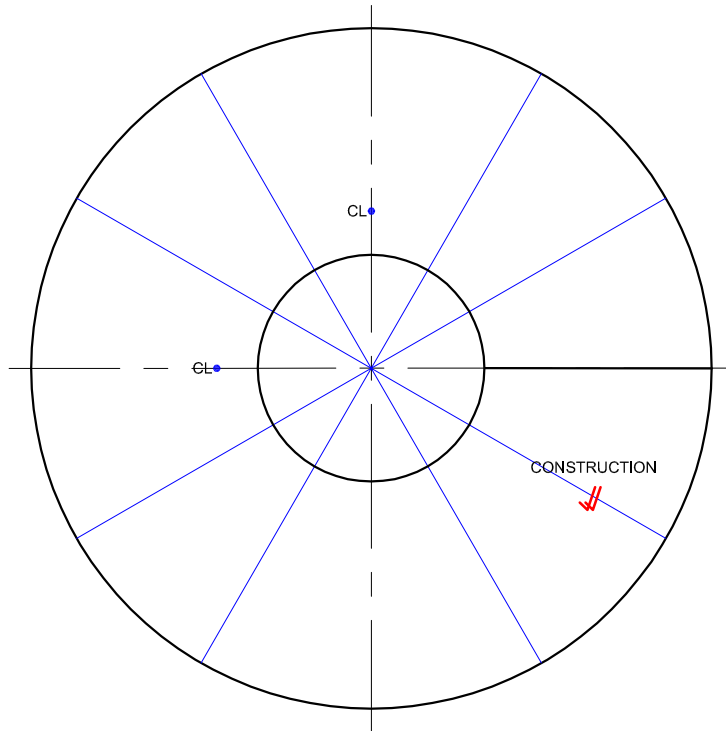


ANSWERS		
1	11/04/07	½
2	S-BU	½
3	TSIMBI CORPORATION	½
4	TC/DOE/0811	½
5	MILLIMETERS mm	½
6	2 DECIMAL PLACES 0,05 - 3 DECIMAL PLACES 0,005	1
7	NORMALISE	1
8	4	1
9	18mm	1
10	KEYWAY	1
11	SPOT FACE	1
12	M12	1
13	Ø36	½
14	A Ø180 B Ø36 C 68 D 33	4
15	E Ø27 F Ø12 G 24 H 5	4
16	REMOVED SECTION	1
17	PITCH CIRCLE DIAMETER	1
18	MACHINED TO A ROUGHNESS FINISH OF 0,05	1
19	SECTION A-A SECTION B-B	2
20		2

TOTAL 25



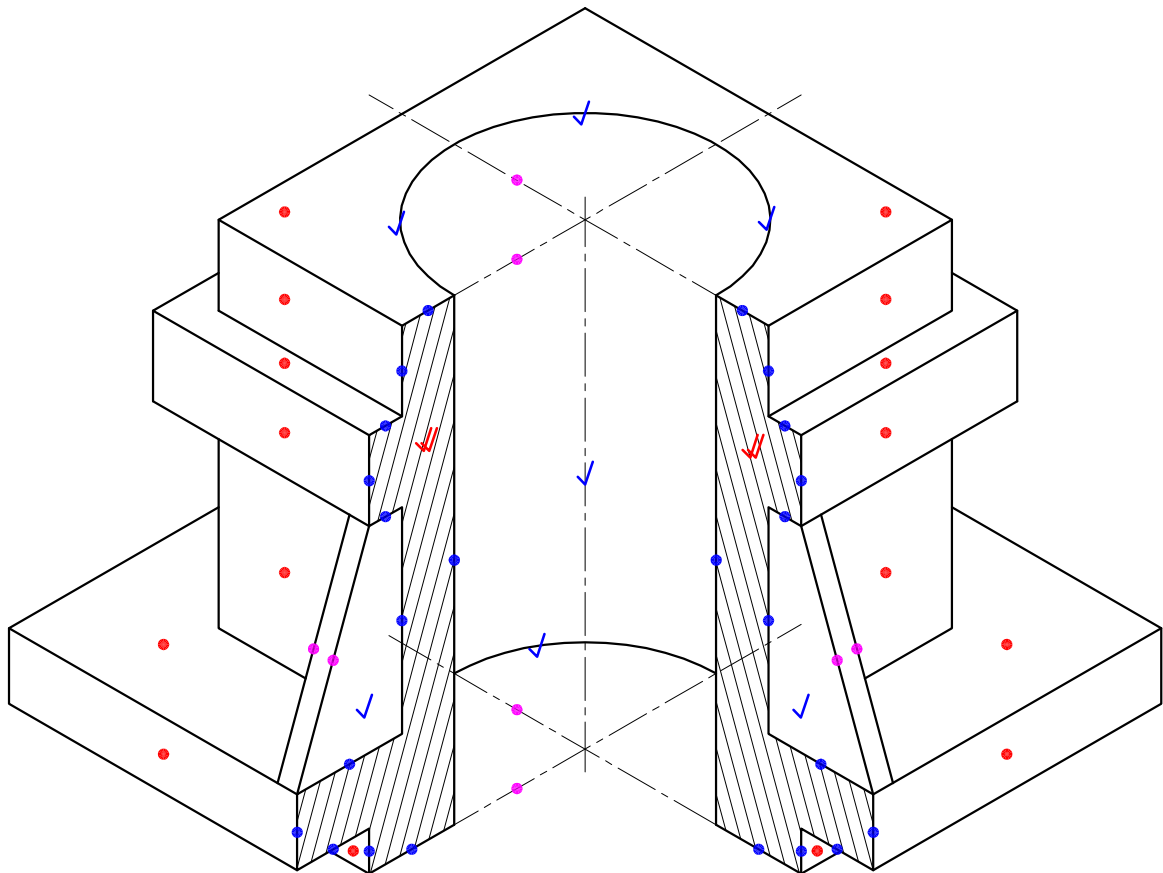
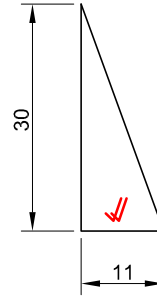
2008 GRADE 12
PAPER 2
EXEMPLAR
QUESTION 1
MEMORANDUM



ASSESSMENT CRITERIA

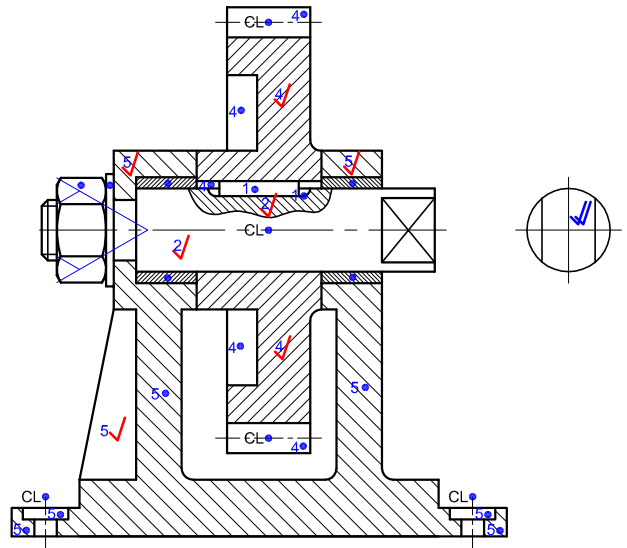
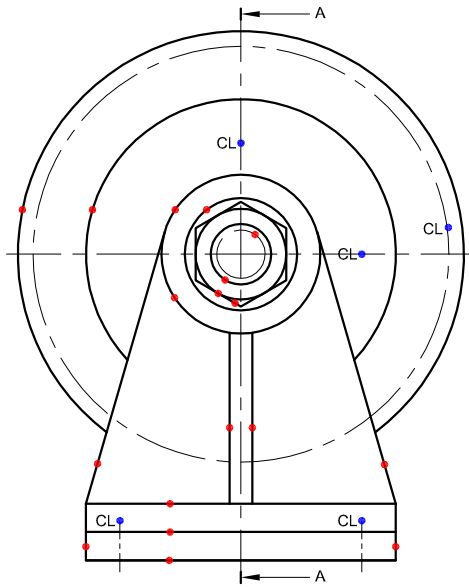
CONSTRUCTION	= 6
TOP VIEW	= 2
DIRECTION	= 4
CENTRE LINES	= 2
HELIX	= 31
TOTAL	= 45

2008 GRADE 12
 PAPER 2
 EXEMPLAR
 QUESTION 2
 MEMORANDUM

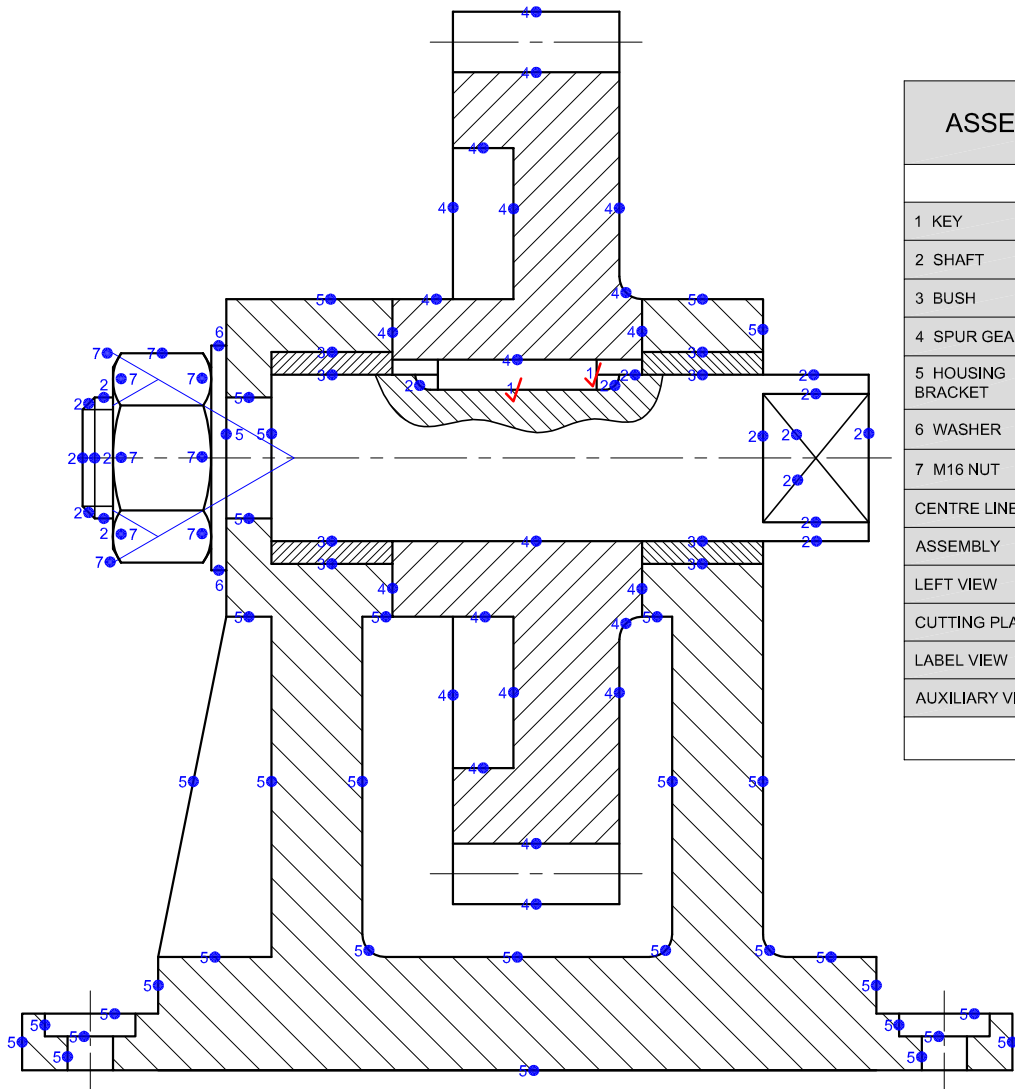


ASSESSMENT CRITERIA	
AUXILIARY VIEW	= 2
ISOMETRIC SURFACES	= 8
NON-ISOMETRIC LINES	= 2
SECTION	= 12
ISOMETRIC CIRCLES	= 4
CIRCLE CONSTRUCTION	= 4
HATCHING	= 6
CENTRE LINES	= 2
TOTAL	= 40

2008 GRADE 12
 PAPER 2
 EXEMPLAR
 QUESTION 3
 MEMORANDUM



SECTION ON A-A



SECTION ON A-A

ASSESSMENT CRITERIA

	F	S	T
1 KEY	2	1	3
2 SHAFT	10	2½	12½
3 BUSH	4	2	6
4 SPUR GEAR	11	4½	15½
5 HOUSING BRACKET	15½	6	21½
6 WASHER	1	½	1½
7 M16 NUT	4½	½	5
CENTRE LINE			5
ASSEMBLY			7
LEFT VIEW			9
CUTTING PLANE			1
LABEL VIEW			1
AUXILIARY VIEW			2
			TOTAL
			90

2008 GRADE 12
PAPER 2
EXEMPLAR
QUESTION 4
MEMORANDUM