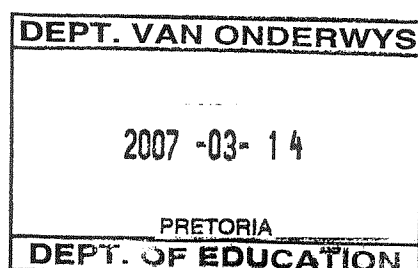


SECTION A**QUESTION 1**

1.1.1	A	B	C	D		1.2.1	TRUE	FALSE
1.1.2	A	B	C	D		1.2.2	TRUE	FALSE
1.1.3	A	B	C	D		1.2.3	TRUE	FALSE
1.1.4	A	B	C	D		1.2.4	TRUE	FALSE
1.1.5	A	B	C	D		1.2.5	TRUE	FALSE
1.1.6	A	B	C	D		1.2.6	TRUE	FALSE
1.1.7	A	B	C	D		1.2.7	TRUE	FALSE
1.1.8	A	B	C	D		1.2.8	TRUE	FALSE
1.1.9	A	B	C	D		1.2.9	TRUE	FALSE
1.1.10	A	B	C	D		1.2.10	TRUE	FALSE
1.1.11	A	B	C	D				(20)
1.1.12	A	B	C	D		1.3.1	Real value	
1.1.13	A	B	C	D		1.3.2	Marginal utility	
1.1.14	A	B	C	D		1.3.3	Urbanisation	
1.1.15	A	B	C	D		1.3.4	National trade	
1.1.16	A	B	C	D		1.3.5	State debt	
1.1.17	A	B	C	D		1.3.6	NEPAD	
1.1.18	A	B	C	D		1.3.7	Inflation	
1.1.19	A	B	C	D		1.3.8	Firewood	
1.1.20	A	B	C	D		1.3.9	Coal	
					(60)	1.3.10	Tourism	(20)

TOTAL SECTION A 100



SECTION B


QUESTION 2

NATIONAL INCOME

2.1 Answer the following questions

- 2.1.1 debentures ✓✓
- 2.1.2 exchange ✓✓
- 2.1.3 net indirect taxes ✓✓
- 2.1.4 GDP ✓✓

- 2.1.5 Consumes/Households ✓✓
 - Government ✓✓
 - Business sector ✓✓
 - Foreign sector ✓✓
- } Any 3 x 2

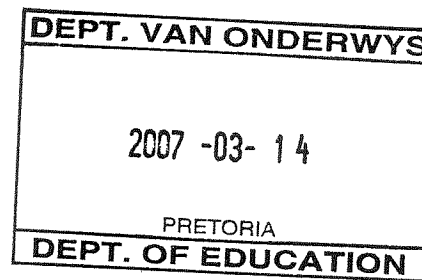


[14]

2.2 Data Response:

2.2.1 R621 230✓ + 411 945 ✓+ 172 394 ✓+ 146 738 ✓- 2 671 ✓+ 28 700 ✓-3 860✓
= R1 374 476m ✓✓

- 2.2.2 Because of inflation/tax ✓✓✓
- 2.2.3 R621 230m ✓✓✓
- 2.2.4 Depreciation ✓✓✓
- 2.2.5 Year 2000 ✓✓



[20]

2.3 Discuss the real causes of business cycles

- 2.3.1 An increase in investment leads to a growth in economic activities and is associated with the upswing of the economy ✓✓
- 2.3.2 A decrease in investment leads to a decline in the economy and the following downturn ✓✓
- 2.3.3 Actual causes also found in the relationship between savings, investment and consumer spending ✓✓
- 2.3.4 With indirect production there is a division between both time and space between provision of raw materials, manufacturing of the means of production, and the eventual use of the products which leads to periodic firming which results in cyclical waves of upswings and downturns ✓✓
- 2.3.5 The reciprocal effect between the total market forces, e.g. total demand and supply is also a cause ✓✓
- 2.3.6 Also favourable or unfavourable agricultural conditions e.g. droughts and floods ✓✓
- 2.3.7 In USA there may also be a parallel "political cycle" where the economy is stimulated about a year before the presidential elections by increased purchases by the government sector ✓✓

- 2.3.8 An increase in the money supply which puts the economy in an upswing and after elections the economy moves into a downswing ✓✓
- 2.3.9 The design of new profitable production processes leads to stimulation of demand and a new upswing phase is created ✓✓
- 2.3.10 The discovery and implementation of new technology and machinery ✓✓
- 2.3.11 The creation and exploitation of new markets ✓✓
- 2.3.12 The discovery of new resources, e.g. minerals and metals ✓✓
(Any 8x2)

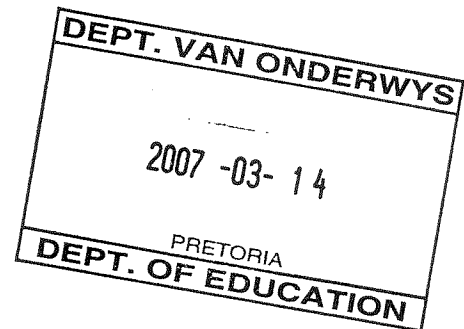
[16]
/50/

QUESTION 3

PRICE FORMATION

3.1 Answer the following questions

- 3.1.1 elastic ✓✓
- 3.1.2 limited intensity ✓✓
- 3.1.3 economic ✓✓
- 3.1.4 Opportunity cost. ✓✓
- 3.1.5 Better methods of production ✓✓
Lower cost of production ✓✓
Lower prices ✓✓
Consumers are protected against exploitation. ✓✓



Any 3 x 2

[14]

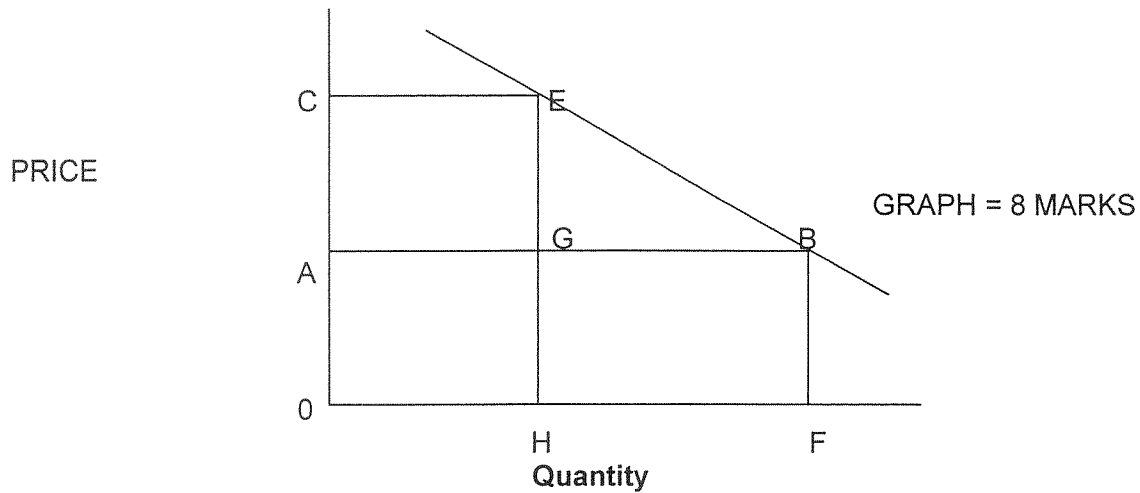
3.2 DATA RESPONSE

- 3.2.1 4 / 12 ✓✓✓
- 3.2.2 13 ✓✓✓
- 3.2.3 Saturation point ✓✓✓
- 3.2.4 -2 / 2 ✓✓✓
- 3.2.5 Marginal utility decreases with every increase in the stock of that commodity until it reaches a saturation point and then assumes negative increase ✓✓✓
Total utility increases, reaches a peak and then decreases ✓✓✓
- 3.2.6 The Law of diminishing marginal utility. ✓✓

[20]

3.3 Explain the concept of *consumer surplus* with the aid of an appropriately labeled illustration (graph)

- 3.3.1 Consumers always have a price in mind before they purchase goods ✓✓
- 3.3.2 Consumer surplus is the difference between the price the consumer is prepared to pay for an article and the price actually pays. ✓✓



- 3.3.3 The consumer is willing to pay OC for a packet of chips but ends up paying OA ✓✓
- 3.3.4 Consumer surplus is EGB ✓✓

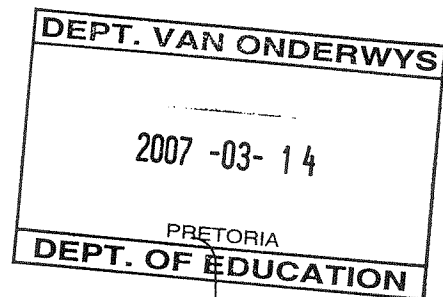
[16]
/50/

QUESTION 4

ECONOMIC DEVELOPMENT, REGIONAL DEVELOPMENT AND URBANISATION

4.1 Answer the following questions

- 4.1.1 DBSA ✓✓
- 4.1.2 poor ✓✓
- 4.1.3 physical ✓✓
- 4.1.4 international migration ✓✓
- 4.1.5 Corridors:
 - Maputo corridor ✓✓
 - Lubombo initiatives ✓✓
 - West Coast Investment Initiative ✓✓
 - Platinum SDI ✓✓
 - Phalaborwa sub- corridor ✓✓
 - Wild Coast Development Programme and Fish River SDI ✓✓
 - Coast to coast corridor ✓✓



Any 3 x 2

4.2 DATA RESPONSE

- 4.2.1 Over half the population lives beneath the poverty line. ✓✓✓
- 40% of rural black children suffer malnutrition. ✓✓✓

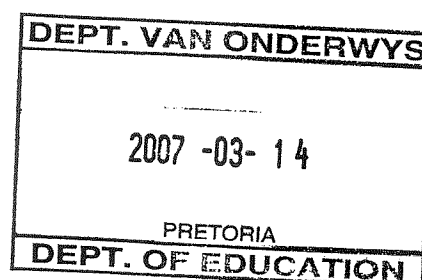
- The black literacy rate is 33%. ✓✓✓
75% of teachers are inappropriately qualified. ✓✓✓
- Any 2 x 3
- 4.2.2 A more equal distribution of wealth- ✓✓✓
A more equal distribution of income ✓✓✓
Better access to healthcare and education for the poor ✓✓✓
Provision of goods and services to meet people's basic needs. ✓✓✓
- Any 3 x 3
- 4.2.3 Poverty and unemployment is still rife in the black community and the white community is affluent. ✓✓✓
- 4.2.4 Living with less than a minimum income per day. e.g. \$1 a day. ✓✓

[20]

4.3 Discuss 'human resources' as one of the strategies that plays an important part in the development of developing countries

- 4.3.1 Human resources are the most important development asset of a country ✓✓
- 4.3.2 They are the labour force of the country. enables it to be productive. ✓✓
In order for the development to take place the following factors must be considered.
- 4.3.3 Population control: ✓✓
- 4.3.4 If the size of the average family decreases this will lead to an improved standard of living ✓✓
- 4.3.5 Thereby improving the productivity of the labour force. ✓✓
- 4.3.6 Health / control of diseases ✓✓
- 4.3.7 Better health care and control of diseases will make people more productive. ✓✓
- 4.3.8 The ability to work is the biggest asset of the poor. ✓✓
- 4.3.9 Education and training ✓✓
- 4.3.10 Better education and training will increase the number of skilled people in the work force. ✓✓
- 4.3.11 Technical training is a very important component of economic progress. ✓✓
- 4.3.12 Better utilisation of labour ✓✓
- 4.3.13 The work force must be effectively combined with the correct technology and capital to improve productivity. ✓✓
- 4.3.14 Work ethic ✓✓
- 4.3.15 People's attitudes to their work determine their productivity. ✓✓

(Any 8x2)

(16]
/50/

QUESTION 5**INTERNATIONAL ECONOMICS****5.1 Answer the following questions**

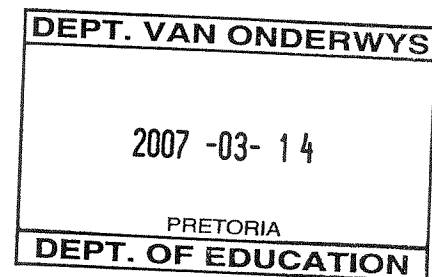
- 5.1.1 Custom duties ✓✓
 5.1.2 negative ✓✓
 5.1.3 Disinvestments ✓✓
 5.1.4 economic integration. ✓✓

- 5.1.5 Import quotas ✓✓
 import restrictions/control ✓✓
 import deposits ✓✓
 import duties ✓✓
 export promotion ✓✓
 import substitution ✓✓
 import prohibition
 (Problem with this question will be sorted out during moderation)
- } Any 3 x 2

[14]

5.2 DATA RESPONSE

- 5.2.1 IMF ✓✓✓
 5.2.2 FOUR ✓✓✓
 5.2.3 CURRENT ✓✓✓
 5.2.4 RAND ✓✓
 5.2.5 EQUITIES ✓✓✓
 5.2.6 STOCK ✓✓✓
 5.2.7 FINANCIAL ✓✓✓



[20]

5.3 Discuss the 'geographical' factors that cause international trade.Natural resources. ✓✓

- 5.3.1 Natural resources are not evenly distributed over the surface of the earth and can only be exploited at places where there are such resources. ✓✓
 5.3.2 The countries that lack certain natural resources have to obtain them from those countries where sufficient quantities are available. ✓✓
 5.3.3 South Africa has no oil wells and must import from other countries. ✓✓
 5.3.4 South Africa is the largest producer of gold in the world and exports this metal to other countries. ✓✓
 5.3.5 Natural features of the land greatly between regions and countries and determines what will be planted. ✓✓
 5.3.6 Example: South Africa imports wood pulp from the Scadinavian countries and export meat to Europe. ✓✓

Climate. ✓✓

- 5.3.7 Many crops can only be cultivated in certain climatic conditions and in certain kinds of soil. ✓✓
- 5.3.8 Different countries trade with one another for those products that they cannot produce themselves. ✓✓
- 5.3.9 Drought conditions often compels South Africa to import yellow or white maize from abroad. ✓✓
- 5.3.10 Favourable climatic conditions for fruit enable South Africa to export fruit to other countries. ✓✓

(If transport infrastructure is included award 1 mark per substantive fact)

(Any 8x2)

[16]

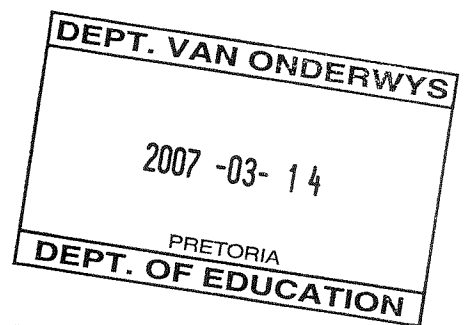
/50/

QUESTION 6

THE STATE

6.1 Answer the following questions

- 6.1.1 Consumer ✓✓
- 6.1.2 Excludability ✓✓
- 6.1.3 Less ✓✓
- 6.1.4 deregulation. ✓✓
- 6.1.5 Raise funds by disposing of public assets ✓✓
 To improve the efficiency of the economy ✓✓
 To give people a share in the economy ✓✓
 To decrease the role of the state in the economy ✓✓.



Any 3 x 2

[14]

6.2 DATA RESPONSE

- 6.2.1 Pay As You Earn / . PAYE ✓✓✓
- 6.2.2 Progressive ✓✓, Percentage of tax is more as income increases ✓✓✓
- 6.2.3 40% ✓✓✓
- 6.2.4 $R33\ 000 \checkmark + (R200\ 000 - R160\ 000 \checkmark) R40\ 000 \times 30\% \checkmark = R12\ 000 \checkmark$
- $R33\ 000 + R12\ 000 = R45\ 000 \checkmark - R7\ 200 \checkmark = R37\ 800 \checkmark$
 (If the answer is correct without showing calculations , give full credit)
- 6.2.5 South African Revenue Service / SARS ✓✓

[20]

6.3 Characteristics and advantages of direct taxation

Characteristics

- 6.3.1 It is directly levied on individuals and entities as income tax and estate tax.
- 6.3.2 It does not form part of the costs of production of producers and business enterprises. The tax deducted from salaries and paid over to SARS by employers
- 6.3.3 This tax cannot be recovered from somebody else. The burden of the tax falls on the person or entity for which it is intended.
- 6.3.4 It is progressive, which means the higher the income, the higher the tax.
- 6.3.5 The earner of income cannot escape tax liabilities. He /she can only reduce the tax load legitimately. MAX:6/8

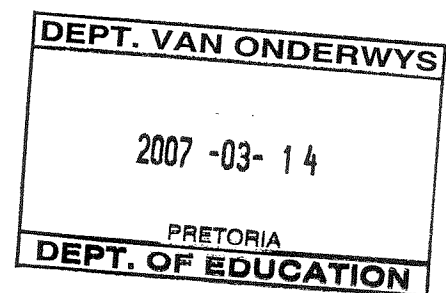
Advantages.

- 6.3.6 The cost of collection is relatively low.
- 6.3.7 The taxpayer knows exactly how much he/she pays.
- 6.3.8 The money due to the state from direct taxation can be fairly accurately estimated in advance.
- 6.3.9 Equity / redistribution can be achieved by applying a progressive tax scale.
- 6.3.10 People who earn their income in one country, withdraw it from that country, and spend it elsewhere are also taxed.
- 6.3.11 Taxes can be levied according to the progressive system of taxation.
- 6.3.12 Direct taxation is elastic, because a small increase in direct tax produces a great deal of extra income for the state.
- 6.3.13 It is a regular source of income for the state.
- 6.3.14 Direct tax is the large source of revenue to the state. MAX:10/8

/50/

QUESTION 7**7.1 LABOUR RELATIONS****7.1.1 Answer the following questions.**

- (a) CCMA ✓✓
- (b) black economic empowerment. ✓✓
- (c) Market forces ✓✓
 Collective bargaining ✓✓
 Influence of the state ✓✓
 Worker participation ✓✓
- } Any 2 x 2



7.1.2 Data response

- (a) People who are between the ages of 15 to 65 years and able and willing to work. ✓✓✓
- (b)
 - Total population ✓✓✓
 - Population growth rate ✓✓✓
 - Labour force participation rate ✓✓✓
 - Migration ✓✓✓
 - Level of skill ✓✓✓
 - Working hours ✓✓✓

} Any 2 x 3

[9]

7.1.3 Discuss the factors that influences the increase in the demand for labour

- a. If the economic growth is more than the labour force growth there will be more demand for labour. ✓✓
- b. When the demand for goods and services that are produced by labour increases creates more demand for labour. ✓✓
- c. If the labour productivity increases the demand for labour may increases. ✓✓
- d. When the wages are low producers will employ more labours. ✓✓
- e. When there are new job opportunities created the demand for labour increases ✓✓
- f. Labour intensive production methods will leads to an increase in demand for labour. ✓✓

[8]

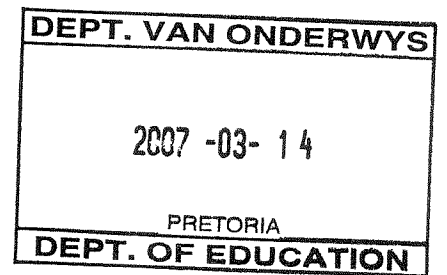
/25/

7.2 PRODUCTIVITY AND UNEMPLOYMENT

7.2.1 Answer the following questions

- a. decrease ✓✓
- b. underemployment ✓✓
- c.
 - Labour productivity ✓✓
 - Capital productivity ✓✓
 - Multifactor productivity ✓✓

} Any 2 x 2



[8]

7.2.2 Data response

- a. Diamond mining/Coal mining/Platinum mining/Uranium/Copper/Asbestos
Accept any other relevant mining activity in South Africa ✓✓✓
- b. Construction ✓✓✓
- c. Increased tourism
Accept any other relevant reason ✓✓✓

[9]

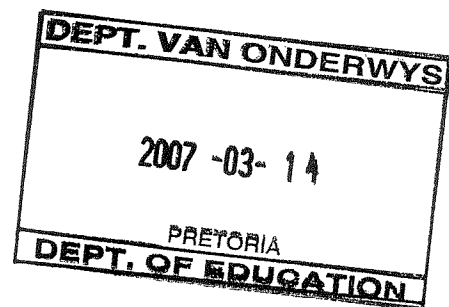
7.2.3 Explain the advantages of productivity.

- a. It is an anti-inflationary force because it absorbs increases in money wages. ✓✓
- b. Economic growth rate increases because more output is produced with the same input. ✓✓
- c. Improved productivity increases the GDP of a country as more goods and services are produced with the same amount of resources. ✓✓
- d. Because of the real wage increases the welfare/ standard of living of the people also increases ✓✓
- e. Productivity leads to the better utilization of scarce resources. ✓✓
- f. Improved productivity can improve the balance of payments of a country because cost of production decreases and products will be more competitive in foreign markets / promotes international trade. ✓✓
- g. Improvement in productivity is a significant factor in combating inflation. ✓✓
- h. The more productively a firm uses its inputs, the greater the chance that the profits will grow. ✓✓
- i. Improved productivity leads to more employment opportunities. ✓✓
- j. Increased profits will lead to an increased investment and expansion of enterprises. ✓✓

Any 4 x 2 = [8]
/25/

7.3 INFLATION**7.3.1 Answer the following questions**

- a. raise ✓✓
- b. hyperinflation ✓✓
- c. During the period of inflation people expect prices to rise and tend to buy immediately instead of later. ✓✓
Labour unions will try to protect their members' income and so bargain for wage increases which will neutralize the effect of future inflation. ✓✓
The expectation that wages will rise, encourage some businesses to increase prices in advance may add to another price increase. ✓✓
Any 2 x 2



[8]

7.3.2 Data response

- a. China ✓✓✓
- b. Decreasing/Declining ✓✓✓
- c. Deflation ✓✓✓

[9]

7.3.3 Discuss government's policy of 'inflation targeting'

- a. Inflation has become so important that the Minister of Finance announced a policy of inflation targeting in his 2000/01 budget speech ✓✓
- b. It has become official government policy to pursue a rate of inflation that is below, but also above, certain levels. ✓✓
- c. Both fiscal and monetary policies are bound to the targets ✓✓
- d. The Minister set the inflation target between 3% and 6% and it had to be reached by 2002 ✓✓
- e. The inflation rate that is used as the target is the CPI excluding mortgage interest cost and is called the CPIX ✓✓
- f. The mortgage rate is excluded from CPI because it is often used as one of the tools to fight inflation ✓✓
- g. If the mortgage rate is used to make money more expensive, it will surface as higher inflation, and therefore, give a false signal ✓✓
- h. The CPIX is published quarterly by the South African Reserve Bank in its quarterly bulletin. ✓✓

Any 4 x 2 = [8]
/25/

7.4 STRATEGIC RESOURCES**7.4.1 Answer the following questions**

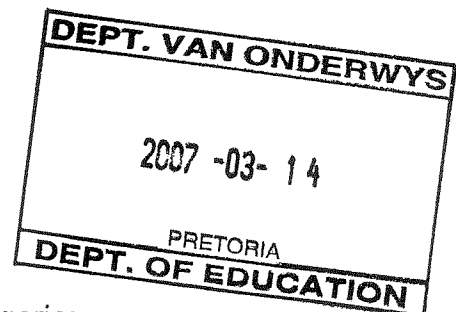
- a. one ✓✓
 - b. renewable energy ✓✓
 - c.
 - Effective development and utilization of natural water resource ✓✓
 - Effective utilization of the available water. ✓✓
 - Recycling of waste water ✓✓
 - Effective use of water for irrigation. ✓✓
 - The search for new sources of water e.g. desalination of seawater. ✓✓
 - Build more dams ✓✓
- Any 2 x 2

[8]

7.4.2 Data response

- a. Tension in the Middle East. ✓✓✓
 - b. Transport cost ✓✓✓
 - c. Iran; Iraq; Saudi Arabia; Kuwait; UAE; Oman; Nigeria; Venezuela ✓✓✓
- Any 1 x 3

[9]



7.4.3 Discuss the importance of water supply and conservation with regard to the primary sector of the South African economy

1. Agriculture and irrigation ✓✓

- (a) The largest single user of water in South Africa. ✓✓
- (b) Increase the food production, production of stock feed and live stock ✓✓
- (c) Providing employment for a growing population through irrigation farming ✓✓ (Any 2x2)

(4)

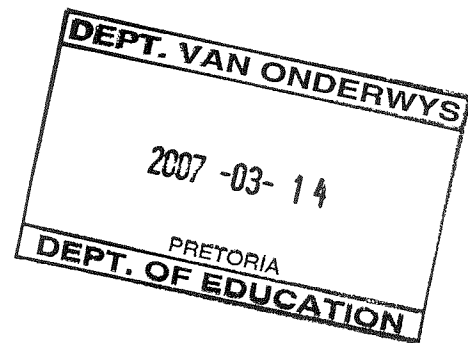
2. Mining and quarrying ✓✓

- (a) South Africa is rich in minerals. ✓✓
- (b) Without water mining could not adequately fulfil its role as a contributor to the economic growth. ✓✓
- (c) Earning of foreign exchange from mineral exports. ✓✓

(4)

[8]

/25/



SECTION C

QUESTION 8

Explain the problems encountered when calculating national income.

8.1 Introduction

- 8.1.1 The national income is the *grand total of the receipts of a country's inhabitants* for their factors of production for a given period (usually a year). ✓✓
- 8.1.2 In the production of goods and services, *the number of factors (units) involved is almost impossible to calculate*, but each receives its share. ✓✓
- 8.1.3 It is virtually impossible to contact everyone at a given time to collect the necessary information about their income. ✓✓
(Accept any logical/original introduction)

[3]


8.2 Body

8.2.1 Transfer payment ✓✓

- (a) A payment which one person (or group) receives and then pays over to another person or group *without a productive service being rendered* ✓✓
- (b) A *cheque issued by the state in respect of old age pension* or an unemployment grant is income to the receiver, but is not payment for productive services ✓✓
- (c) *Taxes are included in wages* when all personal incomes are added to calculate the national income ✓✓
- (d) Payments for postal services, construction of roads, hospitals, and schools are for goods and services and therefore income ✓✓ Max: 9

8.2.2 Double counting ✓✓

- (a) The contribution of the factors of production to a specific service must *be counted only once* ✓✓
- (b) *Pensions paid by the state from taxes should not be included* as this would be double counting ✓✓
- (c) If a product has to be processed in different stages the total value at each stage cannot be regarded as national income – *only the value added must be included* ✓✓
- (d) If *intermediate goods* were included, this would also be double counting ✓✓
Max 9



8.2.3 Nominal and real national income ✓✓

- (a) The nominal value of the national income is *expressed in terms of money* at a given point . ✓✓
- (b) also referred to as current prices, at money value and at actual value ✓✓
- (c) Real national income is the *monetary value of national income adjusted for price increases* ✓✓
- (d) Also known as national income at constant prices ✓✓
- (e) The *influence of price increases*, or the inflation rate, is *cancelled out* ✓✓

Max 9

8.2.4 Services not included ✓✓

- (a) Services provided by *housewife*, as a market price cannot be allocated ✓✓
- (b) *Production in the household*, e.g. repair work, gardening ✓✓
- (c) Services by people working in *voluntary organisations*, such as church councils ✓✓
- (d) *Harmful side effects*, such as pollution ✓✓
- (e) The existence of an *informal sector*, e.g. self-employment ✓✓

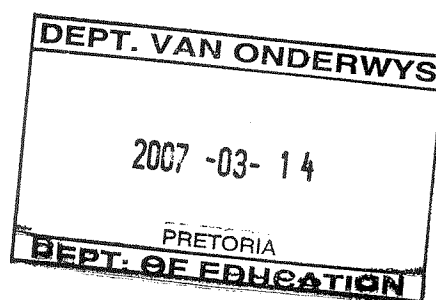
Max 9

8.2.5 Accuracy ✓✓

- (a) National income is a good way to measure the extent of economic activity, but it is *not a measure for all economic activities* ✓✓
- (b) *Even the method of calculating is not very accurate* ✓✓
- (c) The income of millions of individuals cannot be calculated because many individuals *do not declare certain sources of income*, while others enjoy *fringe benefits*
- (d) Many services are not included in the national income calculations ✓✓

Max 9

[45]



8.3 Conclusion

- 8.3.1 Although the people who draw up the national accounts try to record a national income figures as accurately as possible, national income cannot be regarded a absolutely accurate, however it gives a general indication of economic conditions and tendencies ✓✓

(Accept any logical/original conclusion)

[2]
/50/

QUESTION 9

'When monopolies are formed, supply tends to be restricted, and price tends to be driven up'.

Discuss this statement by referring to the reasons for imperfect competition in practice.

9.1 Introduction

- 9.1.1 A monopoly market is one where there is only one supplier of a product for which there are no close substitutes. ✓✓
- 9.1.2 Markets are perfect when the price is a true reflection of the scarcity value of goods and services. ✓✓
- 9.1.3 Markets are imperfect when barriers are present which interfere with its spontaneous functioning. ✓✓

(Accept any logical/original introduction)

9.2 Body

9.2.1 Economic/Financial factors ✓✓

- (a) The provision of certain products and services requires a huge *capital outlay*, which reduces the number of potential businesses, ✓✓ e.g. rail transport (Spoornet) ✓
- (b) *Potential market* is small ✓✓, e.g. providing electricity in a small town may not be very profitable to suppliers. ✓
- (c) *Pressure of unions* and other pressure groups make it hard to penetrate this market by restricting free competition ✓✓
- (d) Established *trademarks and brands* make it difficult for anyone wishing to enter the market as so much has to be spent on advertising to convince consumers. ✓✓
- (e) Businesses may be bound to fixed prices ✓✓, e.g. in a cartel where they form an association and charge agreed prices. ✓

DEPT. VAN ONDERWYS	
2007 -03- 14	[3]
PRETORIA	
DEPT. OF EDUCATION	

Max 10

9.2.2 Natural factors ✓✓

- (a) Firms may be in *sole possession* of scarce natural resources e.g. oil. ✓✓
- (b) Mainly limited to market for *primary products* ✓✓ e.g. diamonds and De Beers. ✓
- (c) Oligopolies and monopolies may be formed when *co-operation* amongst the producers result in smaller firms being unable to obtain the raw materials or compete on price ✓✓ e.g. OPEC ✓

Max 9

9.2.3 Legal factors ✓✓

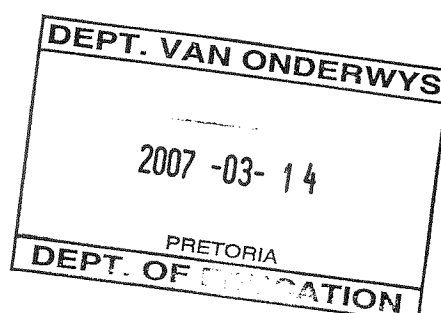
- (a) *Patents and/or copyrights* means that nobody can produce a product because they are backed by law. ✓✓
- (b) *Exclusive rights* prohibit competitors from entering the market. ✓✓ e.g. state allowing mineral rights. ✓
- (c) *Licenses and professional registration requirements* also force certain competitors to abandon entering the market ✓✓ e.g. liquor license, doctors etc. ✓
- (d) *State services* ✓✓ e.g. Eskom do not allow for other competitors. ✓
- (e) *Privatisation and deregulation* has helped firms to enter the market in theory only as barriers to entry in reality remain. ✓✓ e.g. M-Net, the fixed line SNO, cell-phone companies. ✓

Max 12

9.2.3 Technological factors ✓✓

- (a) *Research Development (R & D)* programmes definitely places firms who invest heavily in this to gain a larger share of the market with net and improved products. ✓✓
- (b) Smaller firms who cannot financially afford R & D are placed at a disadvantage and cannot enter the market. ✓✓
- (c) *Technological advances* in producing an item with a lower price ✓✓
- (d) and or a higher quality also benefit companies that have made such progress. ✓✓

Max 9



9.2.5 Spatial/Demographic factors ✓✓

- (a) *Favourable sites/locations* enable consumer to be served more favourably by some businesses. ✓✓
- (b) *Transport costs* make producers living far away from the market bear higher costs of production than those closer to the home market. ✓✓ Max 5

[45]

9.3 Conclusion

Imperfect market practices very often leads to the exploitation of consumers. They are characterized by a misallocation of resources, which may lead to wastage and inefficiency. ✓✓

(Accept any logical/original conclusion)

[2]
/50/**QUESTION 10**

Discuss the factors influencing the determination of the rate of exchange between two countries under a system of free-floating exchange rates. Use appropriate graphs to illustrate your response.

10.1 Introduction

- 10.1.1 The rate of exchange is the *price of the currency of a country expressed in terms of the currency of another country*. ✓✓
- 10.1.2. The purchase and sale of goods on foreign markets results in a need for an exchange market where monetary currencies of countries can be exchanged at definite prices. ✓✓
- 10.1.3. The export of goods and services, transfer payments from abroad, etc. which cause an inflow of money into the country result in a supply of foreign exchange on the market. ✓✓

(Accept any logical/original introduction)

DEPT. VAN ONDERWYS	
2007 -03- 14	
PRETORIA	
DEPT. OF EDUCATION	

[3]

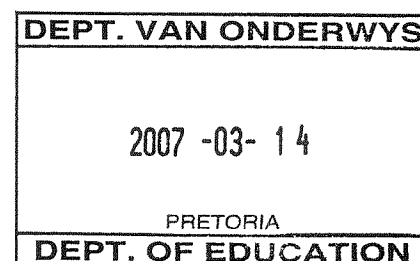
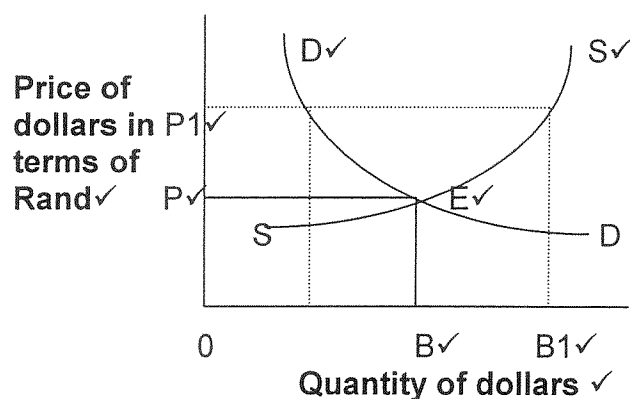
10.2 Body**10.2.1 Floating exchange rate.**

- (a) Under this form of exchange rate, the exchange rate is allowed to settle at a level determined by demand and supply. ✓✓
- (b) In free floating exchange rate the value of a currency is determined by the market forces and there is no intervention by the authorities. ✓✓
- (c) Controlled floating exchange rate are rates which may respond to the influences of market forces within certain limits. ✓✓

- (d) Monetary authorities may intervene when abnormally large movements in exchange rate are experienced. ✓✓
- (e) The Reserve Bank may use its own reserves and exchange its reserve liabilities by varying the supply of foreign exchange on the market. ✓✓

10.2.2 Equilibrium

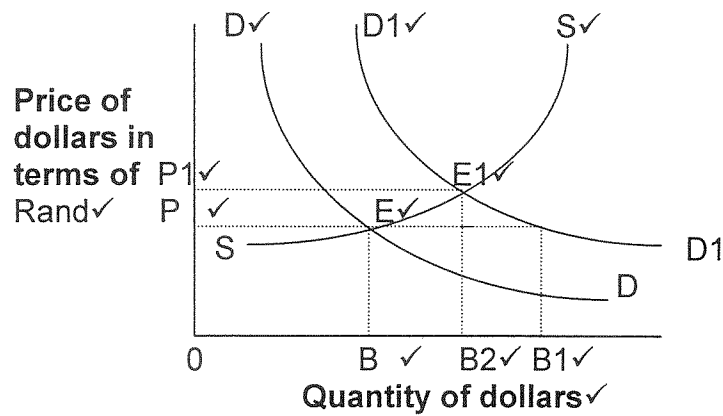
- (a) Changes in the *demand and supply of foreign exchange cause fluctuations* in the rate of exchange. ✓✓
- (b) If the *demand for a particular currency*, e.g. the dollar, *increases* because South Africa imports goods from America, *the price of dollars in terms of the rand will increase*. ✓✓
- (c) *More rand must be paid* for the same number of dollars. ✓✓
- (d) *The value of the rand drops* in terms of the dollar. ✓✓
- (e) This means *goods and services from the United States become more expensive*. ✓✓
- (f) *Purchases in the United States decrease* and the demand for dollars will also drop. ✓✓
- (g) *The higher the price of dollars, the fewer dollars will be demanded*. ✓✓



Max 5

- (h) The *price at which dollars are bought and sold is OP*. ✓✓
- (i) If the price is *OP1*, the *US offers OB1 dollars, but only OB dollars are demanded*. ✓✓
- (j) As the supply exceeds the demand the *price is forced down* to find buyers and is eventually determined at *OP*, where demand and supply are in equilibrium. ✓✓
- (k) *The balance of payments is then in equilibrium*. ✓✓

10.2.3 Equilibrium distorted by demand increase

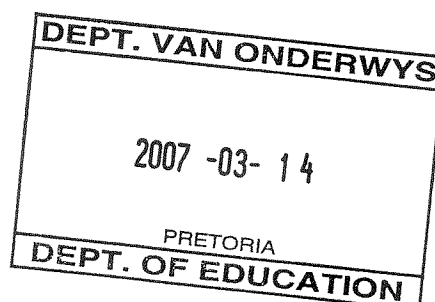


Max 5

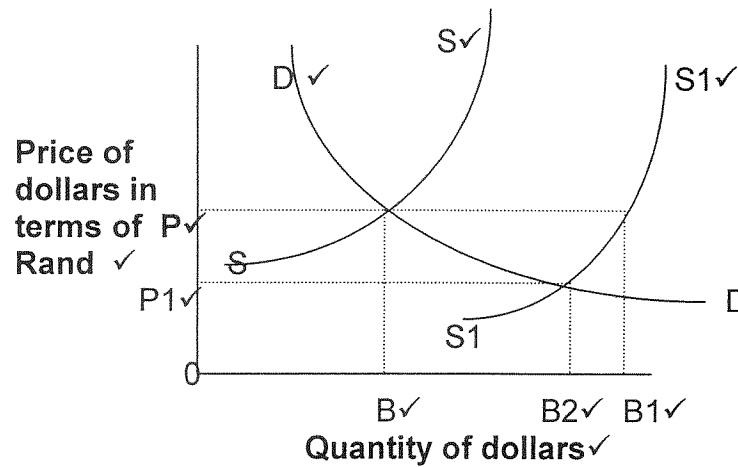
- (a) D_1D_1 represents the increased demand for dollars ✓✓
- (b) At this stage, OB_1 dollars are required and the US offers OB dollars only ✓✓
- (c) Because of the large demand for dollars and the relatively small supply, SA will offer a high price for the dollar ✓✓
- (d) As soon as the price rises, the US will offer more dollars in response to the demand ✓✓
- (e) In this way, the price of dollar will rise to OP_1 where the demand will be satisfied at a quantity of OB_2 dollars ✓✓
- (f) Demand and supply are again in equilibrium ✓✓

The demand for foreign exchange is determined by the following factors:

- (g) Importing goods. ✓✓
- (h) Services from foreign countries to the country concerned. ✓✓
- (i) Payment of interest and dividends on foreign capital. ✓✓
- (j) Payments of instalments on repayments of overseas loans. ✓✓
- (k) Transfer of capital to foreign countries. ✓✓
- (l) Tourists or representatives spending money in foreign countries. ✓✓
- (m) Other payments of foreign countries that may take place from time to time. ✓✓



10.2.4 Equilibrium distorted by supply increases



- (a) $S1S1$ represents the increased in supply of dollars. ✓✓
- (b) At this stage, $OB1$ dollars are offered, but only OB dollars are required. ✓✓
- (c) Because of the large supply of dollars and the relatively small demand of dollars, A will offer a lower price for the dollar. ✓✓
- (d) As soon as the price decreases, the US will offer less dollars in response to the demand. ✓✓
- (e) In this way the price of dollar will decrease to $OP1$ where the supply will be satisfied at a quantity of $OB2$ dollars ✓✓
- (f) Demand and supply are again in equilibrium. ✓✓

The supply of foreign exchange is determined by the following factors:

- (g) Exporting goods. ✓✓
- (h) Providing services to foreign countries. ✓✓
- (i) Receiving interests and dividends on capital invested in foreign countries. ✓✓
- (j) Inflow of foreign capital for reasons of security, and investments. ✓✓
- (k) Expenditure on money by foreign power, tourists or travellers. ✓✓
- (l) Raising new loans in foreign countries. ✓✓
- (m) Other receipts of foreign currencies from time to time. ✓✓

Max [45]

10.4 CONCLUSION

The exchange market is similar to an ordinary market where goods and services are bought and sold at specific prices. In an exchange market, different national currencies are bought and sold at certain prices (rates of exchange). ✓✓

(Accept any logical/original conclusion)

[2]
/50/

QUESTION 11

'In developing countries governments pursue five macro-economic objectives.

Discuss these five macro-economic objectives.

11.1 Introduction

11.1.1 The government must take deliberate actions to achieve its macro-economic objectives. ✓✓

11.1.2 These actions are aimed at improving the general standard of living of the population as a whole and the functioning of the economy, as well as implementing methods that will affect the economy favourably. ✓✓

Max.: [3]

11.2 Body**11.2.1 Economic growth** ✓✓

- (a) Economic growth refers to the *increase in the productive capacity of the economy*. ✓✓
- (b) It is measured in terms of *growth in real gross domestic product (GDP)*. ✓✓
- (c) To promote economic growth, the *government can withdraw as few resources (money) as possible from the economy and release as many as possible into the economy*. ✓✓
- (d) *Tax relief will stimulate consumption and production*. ✓✓
- (e) *Privatisation of public enterprises and public-private partnerships can also stimulate production*. ✓✓

MAX (9)

11.2.2 Full employment ✓✓

- (a) Full employment means that all *persons who would like to work, who are fit to work and who are looking for work, should be able to find work or create work for them*. ✓✓
- (b) *A Hundred percent employment figure is almost impossible*. ✓✓
- (c) *Production is determined by the demand for products*. ✓✓
- (d) *A decrease in demand will result in a decrease in production over time and lay-offs (unemployment)*. ✓✓
- (e) *Full employment is possible only if production is stimulated and increased*. ✓✓
- (f) *Measures to stimulate production are required, e.g. the government can promote labour-intensive enterprises (public works programmes, financial and other incentives)* ✓✓

MAX (10)

11.2.3 Price stability ✓✓

- (a) It is *normal for prices in an economy to change*. ✓✓
- (b) *Prices rise when the demand exceeds the supply of goods*. ✓✓
- (c) Similarly, *prices decrease both when people's preferences change and there is a decrease in demand, or when goods become available in greater quantities*. ✓✓
- (d) It is, however, *abnormal for prices to increase year after year. When this happens, we say that inflation exists*. ✓✓

DEPT. VAN ONDERWYS

2007 -03- 14

PRETORIA

DEPT. OF EDUCATION

- (e) *Inflation is the continuous increase of prices over an extended period.* ✓✓
- (f) *In the case of demand pull inflation the government may curb total demand, but this will have a negative effect on production (and employment).* ✓✓
- (g) *Cost-push inflation is equally difficult to curb due to labour union activities.* ✓✓
- (h) *In order to maintain price stability, inflation should be kept to a minimum (some economists belief of between 3% and 4%).* ✓✓
- (i) *The South African Reserve Bank pursues an inflation target range of 4% - 6% and manipulates interest rates to attain this target.* ✓✓
- (j) *Government can increase or decrease taxation to pursue the inflation target.* ✓✓

MAX (10)

11.2.4 Balance of Payments equilibrium/exchange rate stability ✓✓

- (a) *Balance of payments equilibrium refers to a position where a favourable ratio exists between the various economic variables, i.e. imports, exports, and capital flows.* ✓✓
- (b) *In the case of an imbalance, adjustments are necessary to restore equilibrium by government* ✓✓
- (c) *e.g. adjustments of domestic prices, exchange rates, imports, and exports.* ✓✓

MAX (8)

11.2.5 Economic equity / economic justice/Equitable income distribution ✓✓

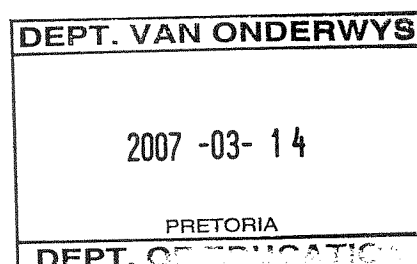
- (a) *The market mechanism often creates an unequal distribution of income.*
- (b) *Some people become extremely wealthy while others are miserably poor.*
- (c) *A more equal distribution of income can be achieved in the following two ways: A progressive tax taxes the higher income groups at a higher rate and the lower income groups at a lower rate. Equity can also be obtained if the state gives assistance such as free health care to poor people.*

MAX (8)

Max [45]

11.3 CONCLUSION

- 11.3.1 *In recent years there has been a particular interest in economic policy in South Africa. This followed the change in government in 1994, which was generally expected to lead to an increased emphasis on redistribution and poverty relief in the design of economic policy.* ✓✓
- 11.3.2 *The government responded in 1994 with the Reconstruction and Development Programme (RDP)* ✓✓
- 11.3.3 *Gear. aimed at, inter alia, an increase in South Africa's economic growth rate (6% by the year 2014), and job creating capacity, followed in 1996.* ✓✓
(Accept any logical/original conclusion)

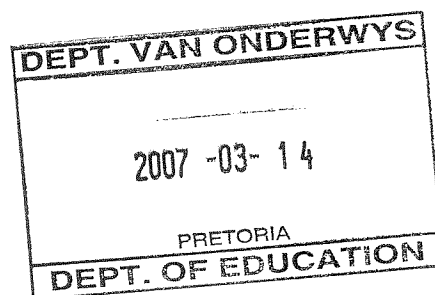
Max.: [2]
/50//100/
TOTAL/400

SECTION A

QUESTION 1

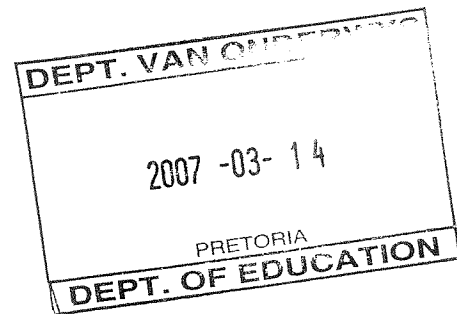
1.1.1	A	B	C	D		1.2.1	WAAR	ONWAAR
1.1.2	A	B	C	D		1.2.2	WAAR	ONWAAR
1.1.3	A	B	C	D		1.2.3	WAAR	ONWAAR
1.1.4	A	B	C	D		1.2.4	WAAR	ONWAAR
1.1.5	A	B	C	D		1.2.5	WAAR	ONWAAR
1.1.6	A	B	C	D		1.2.6	WAAR	ONWAAR
1.1.7	A	B	C	D		1.2.7	WAAR	ONWAAR
1.1.8	A	B	C	D		1.2.8	WAAR	ONWAAR
1.1.9	A	B	C	D		1.2.9	WAAR	ONWAAR
1.1.10	A	B	C	D		1.2.10	WAAR	ONWAAR
1.1.11	A	B	C	D				(20)
1.1.12	A	B	C	D		1.3.1	reële waarde	
1.1.13	A	B	C	D		1.3.2	grensnut	
1.1.14	A	B	C	D		1.3.3	verstedeliking	
1.1.15	A	B	C	D		1.3.4	nasionale handel	
1.1.16	A	B	C	D		1.3.5	staatskuld	
1.1.17	A	B	C	D		1.3.6	NEPAD	
1.1.18	A	B	C	D		1.3.7	inflasie	
1.1.19	A	B	C	D		1.3.8	vuurmaak hout	
1.1.20	A	B	C	D		1.3.9	steenkool	
					(60)	1.3.10	Toerisme	(20)

TOTAAL AFDELING A: 100



AFDELING B**VRAAG 2: NASIONALE INKOME****2.1 Beantwoord die volgende vrae:**

- 2.1.1 obligasie ✓✓
 2.1.2 ruilhandel ✓✓
 2.1.3 netto regstreekse belasting ✓✓
 2.1.4 BNP ✓✓
- 2.1.5 [enige 3 x2]
 ▪ verbruikers/huishoudings ✓✓
 ▪ regering ✓✓
 ▪ sakesektor ✓✓
 ▪ buitelandse sektor ✓✓



(14)

2.2 Datarespons

- 2.2.1 $R621\,230\checkmark + 411\,945\checkmark + 172\,394\checkmark + 146\,738\checkmark - 2\,671\checkmark + 28\,700\checkmark - 3\,860\checkmark$
 $= R1\,374\,476m\checkmark\checkmark$
- 2.2.2 As gevolg van inflasie/belasting ✓✓✓
 2.2.3 R621 230m ✓✓✓
 2.2.4 waardevermindering/depresiasie ✓✓✓
 2.2.5 2000 ✓✓

(20)

2.3 Bespreek die werklike oorsake van konjunktuersiklusse.

- 2.3.1 'n Toename in investering lei tot 'n groei in ekonomiese aktiwiteite en word geassosieer met die uitbreidingsfase/opswaafase van die ekonomie ✓✓
 2.3.2 'n Afname in investering lei tot 'n afname in die ekonomie en die volgende afswaafase/afwaartse fase ✓✓
 2.3.3 Werklike oorsake word gevind in die verhouding tussen besparings, investering en verbruikerbesteding ✓✓
 2.3.4 Met indirekte produksie is daar 'n skeiding tussen tyd en ruimte tussen die voorsiening van grondstowwe, vervaardiging van die produksiemiddele en die uiteindelijke gebruik van die produkte wat lei tot periodieke verstewiging wat sikliese golwe van opswaai- en afswaafases tot gevolg het ✓✓
 2.3.5 Die wederkerige effek tussen die totale markkragte, bv. totale vraag en aanbod is ook 'n oorsaak ✓✓
 2.3.6 Gunstige en ongunstige landboutoestande, bv. droogtes en vloede ✓✓
 2.3.7 In die VSA kan daar ook 'n parallele 'politieke siklus' wees waar die ekonomie deur 'n toename in aankope deur die regeringsektor gestimuleer word ongeveer 'n jaar voordat die presidensiële verkiesing plaasvind ✓✓

- 2.3.8 'n Toename in die geldaanbod wat die ekonomie laat opswaai en na die verkiesing beweeg die ekonomie weer in 'n afswaai fase in ✓✓
- 2.3.9 Die ontwerp van nuwe winsgewende produksieprosesse lei tot stimulering van vraag en 'n nuwe opswaai fase word geskep ✓✓
- 2.3.10 Die ontdekking en implementering van nuwe tegnologie en masjinerie ✓✓
- 2.3.11 Die ontdekking van nuwe hulpbronne, bv. minerale en metale ✓✓

[enige 16] (6)
[50]

VRAAG 3: PRYSVORMING

3.1 Beantwoord die volgende vrae:

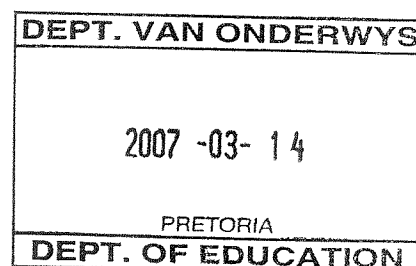
- 3.1.1 elasties ✓✓
- 3.1.2 beperkte ✓✓
- 3.1.3 ekonomiese ✓✓
- 3.1.4 geleentheidskoste/alternatiewe koste ✓✓
- 3.1.5 [enige 3 x 2]
- beter produksiemetodes ✓✓
 - laer produksiekoste ✓✓
 - laer pryse ✓✓
 - verbruikers word beskerm teen uitbuiting ✓✓

(14)

3.2 Datarespons

- 3.2.1 4 / 12 ✓✓✓
- 3.2.2 13 ✓✓✓
- 3.2.3 versadigingspunt ✓✓✓
- 3.2.4 -2 / 2 ✓✓✓
- 3.2.5 Grensnut daal met elke styging in die voorraad van daardie kommoditeit totdat dit 'n versadigingspunt bereik en dan neem dit negatiewe styging aan ✓✓✓
Totale nut styg, bereik 'n piek en daal dan ✓✓✓
- 3.2.6 Wet van die afnemende grensnut ✓✓

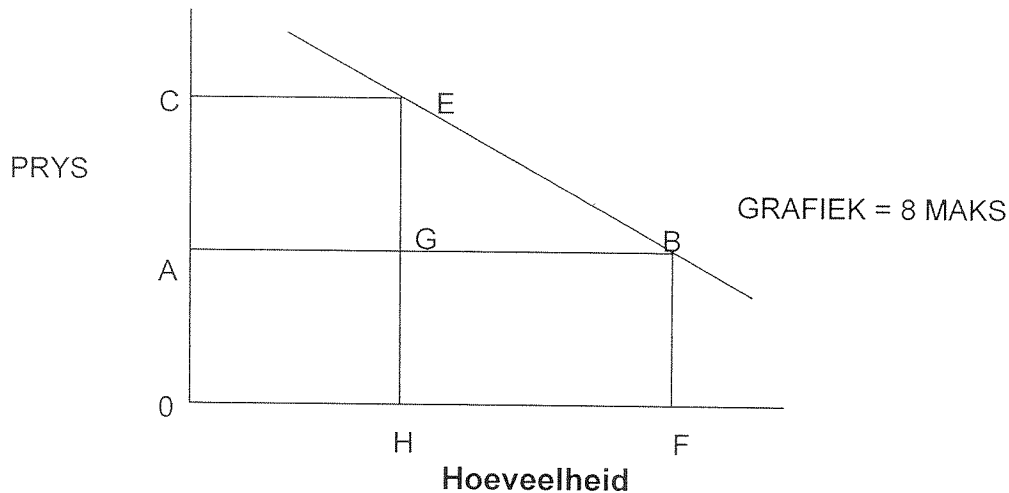
(20)



3.3 Verduidelik die konsep 'verbruikersurplus' met behulp van 'n grafiek voorsien van gepaste byskrifte.

3.3.1 Die verbruikers het 'n prys in gedagte voor hulle die goedere koop. ✓✓

3.3.2 Verbruikersurplus is die verskil tussen die prys wat die verbruiker bereid is om te betaal vir 'n artikel en die prys wat hy werklik betaal. ✓✓



3.3.3 Die verbruiker wil OC betaal vir 'n pakkie skyfies maar betaal op die einde OA. ✓✓

3.3.4 Verbruikersurplus is EGB. ✓✓

[16]

[50]

VRAAG 4: EKONOMIESE- EN STREEKSONTWIKKELING, VERSTEDELIKING

4.1 Beantwoord die volgende vrae:

4.1.1 DBSA ✓✓

4.1.2 arm ✓✓

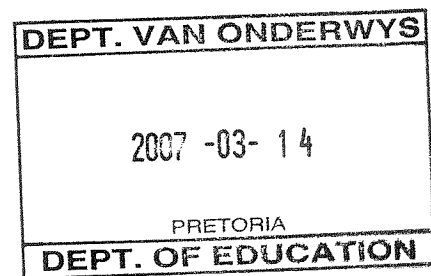
4.1.3 fisiese ✓✓

4.1.4 verstedeliking ✓✓

4.1.5 [enige 3 x 2]

Korridors:

- Maputo korridor ✓✓
- Lubombo inisiatiewe ✓✓
- Weskus Beleggingsinisiatief ✓✓
- Platinum SDI ✓✓
- Phalaborwa sub-korridor ✓✓
- Wildekusontwikkelingsprogram en Visrivier SDI ✓✓
- Kus-tot-Kus korridor ✓✓



(6)

4.2 Datarespons

4.2.1 [enige 2 x 3]

Meer as die helfte van die bevolking leef onder die broodlyn ✓✓

40% van die swart kinders in landelike gebiede ly aan wanvoeding ✓✓✓

Die swart geletterdheidskoers is 33% ✓✓✓

75% van alle onderwysers is nie toepaslik gekwalifiseerd nie ✓✓✓ (6)

4.2.2 [enige 3 x 3]

'n Meer gelyke verdeling van rykdom ✓✓✓

'n Meer gelyke verdeling van inkomste ✓✓✓

Beter toegang tot gesondheidsorg en onderwys vir armes ✓✓✓

Verskaffing van goedere en dienste om te voorsien in mense se basiese behoeftes ✓✓✓ (9)

4.2.4 Leef met minder as 'n minimum inkomste per dag, bv. R1 'n dag. ✓✓ (2)

4.3 Bespreek menslike hulpbronne as een van die strategieë wat 'n belangrike rol speel in die ontwikkeling van ontwikkelende lande.

4.3.1 Menslike hulpbronne is die belangrikste ontwikkelingsbata van 'n land ✓✓

4.3.2 Hulle is die arbeidsmag van 'n land wat dit in staat stel om produktief te

wees. ✓✓ Sodat ontwikkeling kan plaasvind, moet die volgende faktore oorweeg word:

4.3.3 Bevolkingsbeheer: ✓✓

4.3.4 Indien die grootte van die gemiddelde gesin krimp, sal dit lei tot 'n verbeterde lewenstandaard ✓✓

4.3.5 Daardeur word die produktiwiteit van die arbeidsmag verbeter ✓✓

4.3.6 Gesondheid/Siektebeheer ✓✓

4.3.7 Beter gesondheidsorg en die beheer van siektes sal mense meer produktief maak ✓✓

4.3.8 Die vermoë om te werk, is die grootste bata van armes ✓✓

4.3.9 Onderwys en opleiding: ✓✓

4.3.10 Beter onderwys en opleiding sal die aantal geskoolde/bekwame mense in die arbeidsmag verhoog ✓✓

4.3.11 Tegnieuse opleiding is 'n baie belangrike komponent van ekonomiese vooruitgang ✓✓

4.3.12 Beter benutting van arbeid ✓✓

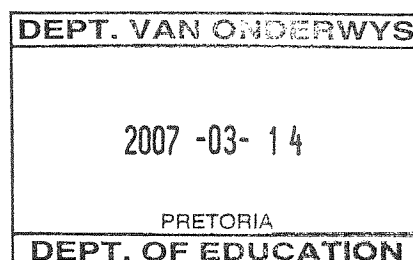
4.3.13 Die arbeidsmag moet doeltreffend met die korrekte tegnologie en kapitaal gekombineer word om produktiwiteit te verbeter ✓✓

4.3.14 Werksetiek: ✓✓

4.3.15 Mense se ingesteldheid teenoor hulle werk sal hulle produktiwiteit bepaal ✓✓

[enige 16] (16)

[50]



VRAAG 5: INTERNASIONALE EKONOMIE

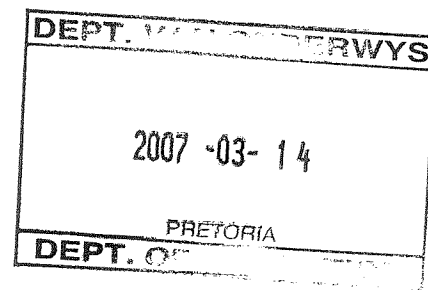
5.1 Beantwoord die volgende vrae:

- 5.1.1 doeaneregte ✓✓
- 5.1.2 negatiewe ✓✓
- 5.1.3 disinvestering ✓✓
- 5.1.4 ekonomiese integrasie ✓✓
- 5.1.5 [enige 3 x 2]
 - invoerkwotas ✓✓
 - invoerbeperkings/-beheer ✓✓
 - invoerdeposito's ✓✓
 - invoerregte ✓✓
 - uitvoerbevordering ✓✓
 - invoervervanging ✓✓
 - invoerverbod ✓✓

(6)
(14)

5.2 Datarespons

- 5.2.1 IMF ✓✓✓
- 5.2.2 VIER ✓✓✓
- 5.2.3 LOPENDE ✓✓✓
- 5.2.4 RAND ✓✓
- 5.2.5 AANDELE
- 5.2.6 VOORRAAD
- 5.2.7 FINANSIËLE
(INSERT MEMO)



(20)

5.3 Bespreek die 'geografiese' oorsake van (redes vir) internasionale handel.

Natuurlike hulpbronne.

- 5.3.1 Natuurlike hulpbronne is nie eweredig oor die oppervlakte van die aarde versprei nie en dit kan slegs op plekke waar daar sulke hulpbronne is, ontgin word. ✓✓
- 5.3.2 Lande wat 'n tekort het aan sekere natuurlike hulpbronne moet dit van lande kry waar daar genoeg is. ✓✓
- 5.3.3 SA het geen oliebronne nie en moet dit van ander lande af invoer. ✓✓
- 5.3.4 SA is die grootste produsent van goud in die wêreld en voer hierdie metaal na ander lande uit. ✓✓
- 5.3.5 Natuurlike kenmerke verskil van land tot land en streek tot streek en bepaal wat geplant sal word. ✓✓
- 5.3.6 Voorbeeld: SA voer houtpulp van Skandinawiese lande in en voer vleis na Europa uit. ✓✓

- 5.3.7 Baie oesgewasse kan slegs in sekere klimaatstoestande gekweek word en in sekere tipes grond. ✓✓
- 5.3.8 Verskillende lande dryf handel met ander lande vir daardie produkte wat hulle nie self vervaardig kan nie. ✓✓
- 5.3.9 Droogtetoestande verplig SA dikwels om geel of wit mielies van oorsee af in te voer. ✓✓
- 5.3.10 Gunstige klimaatstoestande vir vrugte stel SA in staat om vrugte na ander lande uit te voer. ✓✓ (Indien vervoerstruktuur ingesluit is, gee 1 punt vir elke feit)

(Enige 8 x 2) (16)

VRAAG 6: DIE STAAT

6.1 Beantwoord die volgende vrae:

6.1.1 verbruiker ✓✓

6.1.2 uitsluiting ✓✓

6.1.3 minder ✓✓

6.1.4 deregulasie ✓✓

6.1.5 [enige 3 x 2]

Fondse insamel deur van openbare bates ontslae te raak ✓✓

Om die doeltreffendheid van die ekonomie te verbeter ✓✓

Om mense 'n aandeel in die ekonomie te gee ✓✓

Om die rol van die staat in die ekonomie te vergroot ✓✓

(6)

(14)

6.2 Datarespons

6.2.1 LBS/Lopende Betaalstelsel ✓✓✓

(3)

6.2.2 Progressief ✓✓, persentasie belasting is meer soos wat inkomste verhoog ✓✓✓

(5)

6.2.3 40%

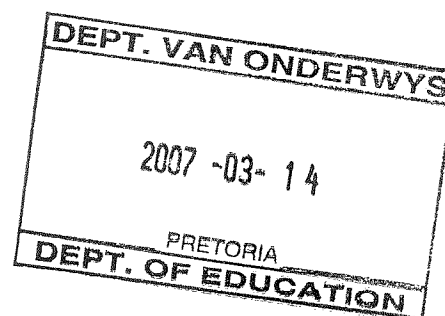
(3)

6.2.4 $R33\ 000 + (R200\ 000 - R160\ 000) R40\ 000 \times 30\% = R12\ 000$ ✓✓ $R33\ 000 + R12\ 000 = R45\ 000 - R7\ 200 = R37\ 800$ ✓✓

(7)

6.2.5 Suid-Afrikaanse Inkomstediens/SAID ✓✓

(2)



6.3 Kenmerke:

- 6.3.1 Dit word direk op die individue en entiteite as inkomstebelasting en boedelbelasting gehef.
- 6.3.2 Dit vorm nie deel van die koste van produksie van produsente en sakeondernemings nie. Die belasting word van salarisse afgetrek en aan die SAID oorbetaal deur werkgewers.
- 6.3.3 Hierdie belasting kan nie van enigiemand anders ingewin word nie. Die las van die belasting val op die persoon of entiteit vir wie dit bedoel is.
- 6.3.4 Dit is progressief, wat beteken dat hoe hoër die inkomste, hoe hoër die belasting.
- 6.3.5 Die verdieners van inkomste kan nie belastingaanspreeklikheid ontvlug nie. Hy/Sy kan slegs die belastinglas wettiglik verlig.

MAKS: 6/8

Vooredele:

- 6.3.6 Die koste van insamelings is relatief laag.
- 6.3.7 Die belastingbetaler weet presies wat hy/sy betaal.
- 6.3.8 Die geld verskuldig aan die staat vanuit direkte belasting is redelik akkuraat vooruit beraam.
- 6.3.9 Regverdigheid/Herverdeling kan bereik word deur 'n progressiewe belastingskaal toe te pas.
- 6.3.10 Mense wat hulle inkomste in een land verdien, dit onttrek uit daardie land en dit elders spandeer kan ook belas word.
- 6.3.11 Belasting kan gehef word volgens die progressiewe belastingstelsel.
- 6.3.12 Direkte belasting is elasties, omdat 'n klein toename in direkte belasting 'n groot hoeveelheid ekstra inkomste vir die staat produseer.
- 6.3.13 Dit is gereelde bron van inkomste vir die staat.
- 6.3.14 Direkte belasting is 'n groot bron van inkomste vir die staat.

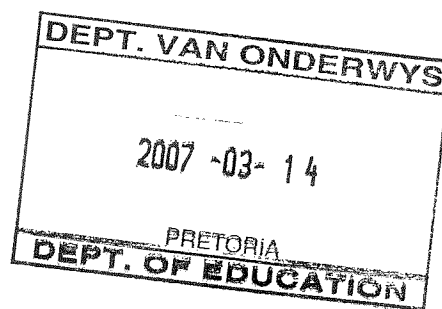
MAKS: 10/8
/50/

VRAAG 7

ARBEIDSVERHOUDINGE

7.1 Beantwoord die volgende vrae:

- a KVBA ✓✓
- b swart ekonomiese bemagtiging ✓✓
- c [enige 2 x 2]
Markkragte ✓✓
Kollektiewe bedinging ✓✓
Invloed van die staat ✓✓
Werkerdeelname ✓✓



(4)

7.1.2 Datarespons

- a Mense tussen die ouderdom van 15 tot 65 jaar wat kan en gewillig is om te werk ✓✓✓ (3)
- b [enige 2 x 3]
 Totale bevolking ✓✓✓
 Bevolkingsgroeikoers ✓✓✓
 Deelnamekoers van die werkerskorps ✓✓✓
 Migrasie ✓✓✓
 Vlak van vaardigheid ✓✓✓
 Werksure ✓✓✓ (6)

7.1.3 Bespreek die faktore wat die toename in die vraag na arbeid beïnvloed.

- a Indien die ekonomiese groei meer as die werkerkorps is, sal daar 'n groter vraag na arbeiders wees. ✓✓
- b Wanneer die vraag na goedere en dienste wat geproduseer word deur arbeid verhoog, sal die vraag na arbeid toeneem. ✓✓
- c Indien die arbeidsproduktiwiteit verhoog, sal die vraag na arbeid toeneem. ✓✓
- d Wanneer lone laag is, sal produsente meer arbeiders in diens neem. ✓✓
- e Wanneer daar nuwe werksgeleenthede geskep word, sal die vraag na arbeid toeneem. ✓✓
- f Arbeidsintensiewe produksiemetodes sal lei tot 'n toename in die vraag na arbeid. ✓✓ (Enige 4x2) (8)

[25]

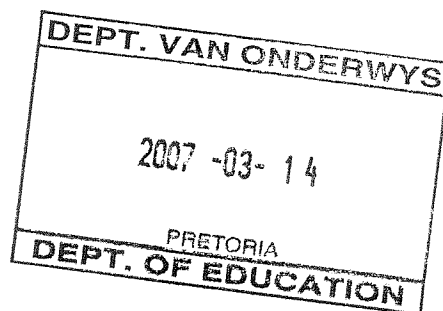
7.2 PRODUKTIWITEIT EN WERKLOOSHEID

7.2.1 Beantwoord die volgende vrae:

- a verlaag ✓✓
- b onderindiensneming ✓✓
- c [enige 2 x 2]
 arbeidsproduktiwiteit ✓✓
 kapitaalproduktiwiteit ✓✓
 multifaktorproduktiwiteit ✓✓

7.2.2 Datarespons

- a diamantmynbou /steenkoolmynbou/platinumynbou/uranium/koper/asbes ✓✓✓
 [aanvaar enige ander relevante mynbouaktiwiteit in SA]
- b Konstruksie ✓✓✓
- c Toename in toerisme ✓✓✓
 [aanvaar enige ander relevante rede]

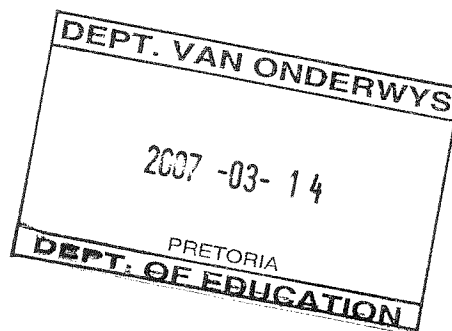


7.2.3 Verduidelik die nadele van produktiwiteit.

- a Die produktiwiteitsverbetering kan lei tot 'n afname in werksgeleenthede omdat minder werkers nodig is. ✓✓
 - b 'n Produktiwiteitsverbetering kan slegs een keer gebeur. ✓✓
 - c Werkers moet die heelyd harder werk om meer produktiwiteit te behaal. ✓✓
 - d 'n Produktiwiteitsverbetering kan die beste in die fabrieksituasie plaasvind. ✓✓
 - e Die gehalte van lewering word nie altyd oorweeg wanneer produktiwiteit gemeet word nie. ✓✓
 - f Akkurate aanduiding van produktiwiteit tydens die verloop van 'n konjunktuuersiklus is 'n probleem. ✓✓
 - g Produktiwiteitsprestasie word negatief beïnvloed deur arbeidsfaktore soos 'n gebrek aan bekwame werkers. ✓✓
 - h 'n Gebrek aan bestuursvaardighede en produktiwiteitsbewustheid lei tot swak produktiwiteit. ✓✓
- [enige 4 x 2] (8)
[50]

7.2.4 Verduidelik die nadele van produktiwiteit.

- a Dit is 'n anti-inflasionêre krag want dit absorbeer stygings in geldlone.
 - b Ekonomiese groeikoers styg want meer lewering/uitset word geproduseer met dieselfde insette.
 - c Verbeterde produktiwiteit vermeerder die BNP van 'n land aangesien meer goedere en dienste produseer word met dieselfde hoeveelheid bronne.
 - d Omdat werklike loonverhogings die welvaart/lewenstandaard van mense ook verhoog.
 - e Produktiwiteit lei ook na beter benutting van skaars bronne.
 - f Verbeterde produktiwiteit kan die betalingsbalans van 'n land verbeter omdat die produksiekoste daal en die produkte meer mededingend in buitelandse markte raak/bevorder internasionale handel.
 - g Verbetering in produktiwiteit is 'n betekenisvolle faktor in die bestryding van inflasie.
 - h Hoe meer produktief 'n firma sy insette gebruik, hoe groter die kans dat die winste sal groei.
 - i Verbeterde produktiwiteit lei tot meer werksgeleenthede.
 - j Verhoogde winste sal na verbeterde belegging en uitbreiding van ondernemings lei.
- Enige 4 x 2) = [8]



7.3 INFLASIE

7.3.1 Beantwoord die volgende vrae:

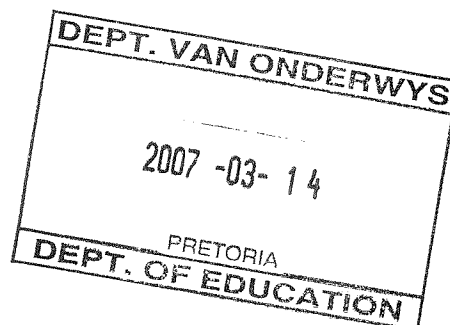
- a. verhoog ✓✓
- b. buitensporige inflasie/hiperinflasie ✓✓
- c. [enige 2 x 2]
 Tydens die inflasietydperk verwag mense dat pryse sal styg en koop dadelik in plaas van later. ✓✓
 Vakbonde sal probeer om hulle lede se inkomste te beskerm en daarom beding vir loonverhogings wat die invloed van toekomstige inflasie sal neutraliseer ✓✓
 Die verwagting dat lone sal verhoog, moedig sommige sakeondernemings aan om pryse vooruit te verhoog wat tot nog 'n prysverhoging lei. ✓✓ (8)

7.3.2 Datarespons

- a. Verenigde Koninkryk/VK ✓✓✓
- b. Afname/Daling ✓✓✓
- c. Deflasie ✓✓✓ (9)

7.3.3 Bespreek die regering se beleid van *inflasiemikpuntstelling*.

- a. Inflasie het so belangrik geword dat die minister van finansies in die 2000/2001-begrotingsrede 'n beleid van inflasiemikpuntstelling aangekondig het. ✓✓
- b. Dit het amptelike staatsbeleid geword om 'n inflasiekoers na te streef wat onder, maar ook bokant, sekere vlakke is. ✓✓
- c. Beide fiskale en monetêre beleid word deur hierdie mikpunte verbind. ✓✓
- d. Die minister het die inflasiemikpunt tussen 3% en 6% gestel en dit moes teen 2002 bereik gewees het. ✓✓
- e. Die inflasiekoers wat gebruik word as die mikpunt, is die VPI uitgesluit verbandrentekoste en word die VPIX (??) genoem. ✓✓
- f. Die verbandkoers word uitgesluit uit die VPI omdat dit dikwels gebruik word as een van die instrumente om inflasie te beveg. ✓✓
- g. Indien die verbandkoers gebruik word om geld duurder te maak, sal dit opduik as hoër inflasie en daarom 'n vals sein uitgee. ✓✓
- h. Die VPIX(??) word kwartaalliks deur die Suid-Afrikaanse Reserwebank in hul kwartaallikse bulletin gepubliseer. ✓✓ [enige 4 x 2] (8)
 [25]



7.4 STRATEGIESE HULPBRONNE

7.4.1 Beantwoord die volgende vrae:

- a een ✓✓
- b hernubare energie ✓✓
- c [enige 2 x 2]
 Doeltreffende ontwikkeling en benutting van natuurlike waterbronne ✓✓
 Doeltreffende benutting van beskikbare water ✓✓
 Hersirkulering van afvalwater ✓✓
 Doeltreffende gebruik van besproeiingswater ✓✓
 Die soeke na nuwe bronne van water, bv. ontsouting van seewater ✓✓
 Bou meer damme ✓✓ (8)

7.4.2 Datarespons

- a Spanning in die Midde-OOste ✓✓✓
- b Vervoerkoste ✓✓✓
- c [enige 1 x 3]
 Iran; Irak; Saoedi-Arabië; Koeweit; VAE; Oman; Nigerië; Venezuela ✓✓✓ (9)

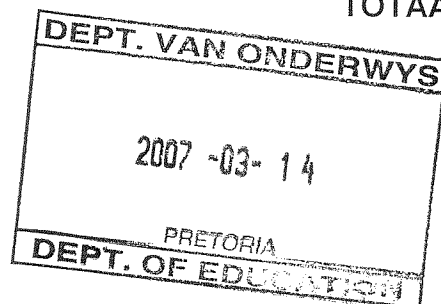
7.4.3 Bespreek die belangrikheid van watervoorsiening en –bewaring met betrekking tot die primêre sektor van die Suid-Afrikaanse ekonomie.

1. Landbou en besproeiing ✓✓
- (a) Die grootste enkel verbruiker van water in Suid-Afrika ✓✓
- (b) Verhoog voedselproduksie, produksie van veevoer en lewende hawe ✓✓
- (c) Verskaf werk vir 'n groeiende bevolking deur besproeiingsboerdery ✓✓ (4)

2. Mynbou en Groefwerk

- (a) Suid-Afrika is ryk aan minerale ✓✓
- (b) Sonder water sou die mynbou nie hulle rol as 'n bydraer tot die ekonomie genoegsaam kon vervul nie ✓✓
- (c) Verdien buitelandse valuta uit mineraaluitvoere ✓✓ (4)
- [25]

TOTAAL AFDELING B: 200



AFDELING C

VRAAG 8

Verduidelik die probleme wat ondervind word wanneer nasionale inkome bereken word.

8.1 Inleiding

- 8.1.1 Nasionale inkome is die *groot totaal van die inkomste van 'n land se inwoners vir hulle produksiefaktore vir 'n gegewe tydperk (gewoonlik 'n jaar)*. ✓✓
- 8.1.2 In die produksie van goedere en dienste is die *aantal faktore (eenhede) betrokke amper onmoontlik om te bereken*, maar elkeen ontvang 'n deel. ✓✓
- 8.1.3 Dit feitlik onmoontlik om almal op 'n gegewe tydstip te kontak om die nodige inligting oor hulle inkomste in te samel. ✓✓
- [aanvaar enige logiese/oorspronklike inleiding] (3)

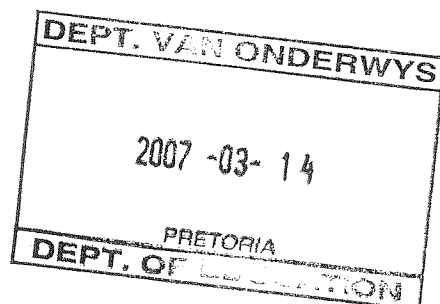
8.2 Liggaam

8.2.1 Oordragbetaling ✓✓

- (a) 'n Bbetaling wat een persoon (of groep) ontvang en dan oorbetal aan 'n ander persoon (of groep) *sonder dat 'n produktiewe diens gelewer is*. ✓✓
- (b) 'n *Tjek deur die staat uitgereik met betrekking tot ouderdomspensioen* of 'n werkloosheidstoelaag is inkomste vir die ontvanger, maar dit is nie betaling vir produktiewe dienste nie. ✓✓
- (c) *Belasting word by lone ingesluit* wanneer alle persoonlike inkomste bymekaar getel word om die nasionale inkome te bereken. ✓✓
- (d) Bbetaling vir posdienste, konstruksie van paaie, hospitale en skole is vir goedere en dienste en daarom inkomste. ✓✓ [maks: 9]

8.2.2 Dubbeltelling ✓✓

- (a) Die bydrae van die produksiefaktore tot 'n spesifieke diens moet *slegs een keer getel word*. ✓✓
- (b) *Pensioene deur die staat betaal uit belasting* moet nie ingesluit word nie aangesien dit dubbeltelling sou wees. ✓✓
- (c) Indien 'n produk in verskillende stadiums geprosesseer moet word, kan die totale waarde van elke stadium nie as nasionale inkome beskou word nie – *slegs die toegevoegde waarde moet ingesluit word*. ✓✓
- (d) Indien *intermediêre goedere* ingesluit sou gewees het, sou dit ook dubbeltelling gewees het. ✓✓ [maks. 9]



8.2.3 Nominale en reële nasionale inkome ✓✓

- (a) Die nominale waarde van nasionale inkome word *uitgedruk in terme van geld* op 'n gegewe punt ✓✓
- (b) Ook na verwys as algemeen heersende pryse, teen geldwaarde en teen werklike waarde ✓✓
- (c) Reële nasionale inkome is die monetêre waarde van nasionale inkome aangepas vir prysstygings. ✓✓
- (d) Ook bekend as nasionale inkome teen konstante pryse ✓✓
- (e) Die *invloed van prysstygings*, of die inflasiekoers, word *uitgekanselleer*. ✓✓

[maks. 9]

8.2.4 Dienste nie ingesluit nie ✓✓

- (a) Dienste gelewer deur *huisvrouens*, kan nie as 'n markprys toegeken word nie ✓✓
- (b) *Produksie in die huishouding*, bv. herstelwerk, tuinwerk, ens. ✓✓
- (c) Dienste deur mense wat in *vrywillige organisasies* werk, soos kerkrade. ✓✓
- (d) *Skadelike newe-effekte*, soos besoedeling. ✓✓
- (e) Die bestaan van 'n *informele sektor*, bv. selfwerksaamheid ✓✓

[maks. 9]

8.2.5 Akkuraatheid ✓✓

- (a) Nasionale inkome is 'n goeie manier om die omvang van ekonomiese aktiwiteit te meet, maar dit is *nie 'n meetinstrument vir alle ekonomiese aktiwiteite nie* ✓✓
- (b) Selfs die berekeningsmetode is nie baie akkuraat nie ✓✓
- (c) Die inkomste van miljoene individue kan nie bereken word nie omdat baie individue *nie sulke inkomstebronne verklaar nie*, terwyl andere die *byvoordele* geniet. ✓✓
- (d) Baie dienste word nie ingesluit in die nasionaleinkomeberekenings nie ✓✓

[maks. 9]

(45)

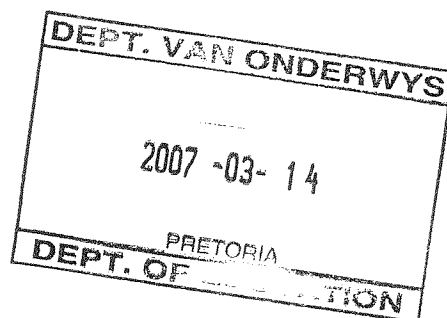
8.3 Gevolgtrekking

- 8.3.1 Alhoewel die mense wat die nasionale rekeninge opstel, probeer om die nasionaleinkomesyfers so akkuraat as moontlik op te stel, kan nasionale inkome nie as absoluut akkuraat beskou word nie, dit gee egter 'n algemene aanduiding van ekonomiese toestande en neigings/tendense. ✓✓

[aanvaar enige logiese/oorspronklike gevolgtrekking]

(2)

[50]



VRAAG 9

'Wanneer monopolieë gevorm word, is daar 'n neiging dat aanbod beperk is en prys opgejaag word.'

Bespreek hierdie stelling deur na die redes vir onvolmaakte mededinging in die praktyk te verwys.

9.1 Inleiding

9.1.1 'n Monopoliemark is een waar daar slegs een verskaffer van 'n produk, waarvoor daar geen naby vervangings/substitute is nie, is. ✓✓

9.1.2 Markte is volmaak wanneer die prys 'n ware weerspieëling is van die skaarsheidswaarde van goedere en dienste. ✓✓

9.1.3 Markte is onvolmaak wanneer hindernisse teenwoordig is wat inmeng met die spontane funksionering daarvan. ✓✓

[aanvaar enige logiese/oorspronklike inleiding] (3)

9.2 Liggaam

9.2.1 Ekonomiese/Finansiële faktore ✓✓

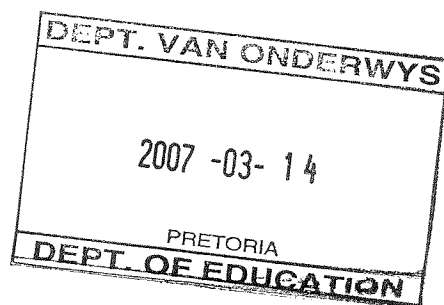
- (a) Die verskaffing van sekere produkte en dienste vereis 'n baie groot *kapitaaluitleg* wat die aantal potensiële besighede verminder, ✓✓ bv. spoorvervoer (Spoornet) ✓
- (b) *Potensiële mark* is klein, ✓✓ bv. elektrisiteitsvoorsiening in 'n klein dorpie kan dalk nie baie winsgewend wees vir verskaffers nie. ✓
- (c) *Druk deur vakkonde* en ander drukgroepe maak dit moeilik om hierdie mark te betree deur vrye mededinging te beperk. ✓✓
- (d) Gevestigde *handelsmerke* maak dit moeilik vir enigeen wat die mark wil betree aangesien so baie aan reklame bestee moet word om die verbruikers te oortuig. ✓✓
- (e) Besighede kan deur vaste pryse gebind word, ✓✓ bv. in 'n kartel waar hulle 'n assosiasie vorm en ooreengekome pryse vra. ✓

[maks. 10]

9.2.2 Natuurlike faktore ✓✓

- (a) Firms kan in *alleenbesit* van skaars natuurlike hulpbronne wees, bv. olie ✓✓
- (b) Hoofsaaklik beperk tot mark vir *primêre goedere*, bv. diamante en De Beers ✓✓
- (c) Oligopolieë en monopolieë kan gevorm word wanneer *samewerking* tussen produsente daartoe lei dat kleiner firmas nie die grondstowwe kan bekom nie of nie met pryse kan meeding nie, ✓✓ bv. OPUL ✓

[maks. 9]



9.2.3 Regsfaktore ✓✓

- (a) *Patente en/of kopiereg* beteken dat niemand anders 'n produk kan vervaardig nie want hulle word deur die wet ondersteun ✓✓
- (b) *Eksklusiewe regte* verbied mededingers om die mark te betree, ✓✓ bv. staat laat mineraalregte toe. ✓
- (c) *Lisensies en professionele registrasievereistes* forseer ook sekere mededingers om toetred tot die mark te laat vaar, ✓✓ bv. dranklisensies, dokters, ens. ✓
- (d) *Staatsdienste*, ✓✓ bv. Eskom laat nie ander mededingers toe nie ✓
- (e) *Privatisering en deregulering* het firmas gehelp om die mark slegs teoreties te betree aangesien hindernisse tot toetreding in werklikheid steeds bestaan, ✓✓ bv. M-net, die vaste lyn SNO, selfoonmaatskappye. ✓ [maks. 12]

9.2.4 Tegnologiese faktore ✓✓

- (a) *Navorsingsontwikkelingsprogramme (N & O)* het definitief firmas wat swaar hierin belê so geplaas dat hulle 'n groter aandeel van die mark kan verkry met netto opbrengs en verbeterde produkte ✓✓
- (b) *Kleiner firmas* wat nie N&O kan bekostig nie, word benadeel en kan nie die mark betree nie. ✓✓
- (c) *Tegnologiese vooruitgang* in die vervaardiging van 'n item met 'n laer prys ✓✓
- (d) *en/of van 'n beter gehalte* is ook tot die voordeel van maatskappye wat sulke vooruitgang het. ✓✓ [maks. 9]

9.2.5 Ruimtelike/Demografiese faktore ✓✓

- (a) *Gunstige liggings/terreine* stel die verbruiker in staat om gunstiger deur sommige besighede bedien te word ✓✓
- (b) *Vervoerkoste* – produsente wat ver van die mark woon, dra hoër produksiekoste as die wat naby die tuismark woon ✓✓ [maks. 5]

(45)

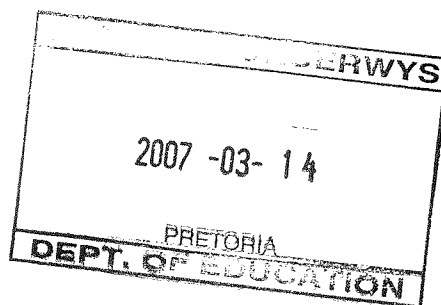
9.3 Gevolgtrekking

- 9.3.1 Onvolmaakte markpraktyke lei baie dikwels tot die uitbuiting van verbruikers. Dit word gekenmerk deur 'n wanaanwending van hulpbronne wat kan lei tot vermorsing en ondoeltreffendheid. ✓✓

[aanvaar enige logiese/oorspronklike gevolgtrekking]

(2)

[50]



VRAAG 10

Bespreek die faktore wat die bepaling van die wisselkoers tussen twee lande in 'n stelsel van wisselkoerse wat vry sweef, beïnvloed. Gebruik geskikte grafieke om jou antwoord te illustreer.

10.1 Inleiding

10.1.1 Die wisselkoers is die prys van die geldeenheid van 'n land uitgedruk in terme van die geldeenheid van 'n ander land. ✓✓

10.1.2 Die aankoop en verkoop van goedere op buitelandse markte lei tot 'n behoefte aan 'n ruilmark/wisselmark waar monetêre geldeenhede van lande teen definitiewe pryse gewissel/geruil kan word. ✓✓

10.1.3 Die uitvoer van goedere en dienste, oordragbetalings van oorsee, ens. wat 'n invloei van geld in die land in veroorsaak, lei tot 'n aanbod van buitelandse valuta op die mark. ✓✓

[aanvaar enige logiese/oorspronklike inleiding]

(3)

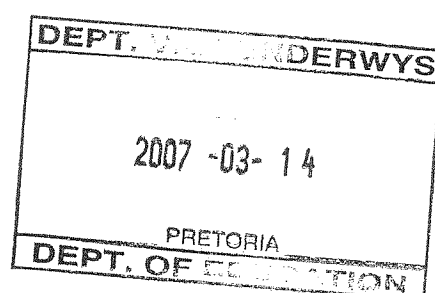
10.2 Liggaam

10.2.1 Swewende wisselkoers

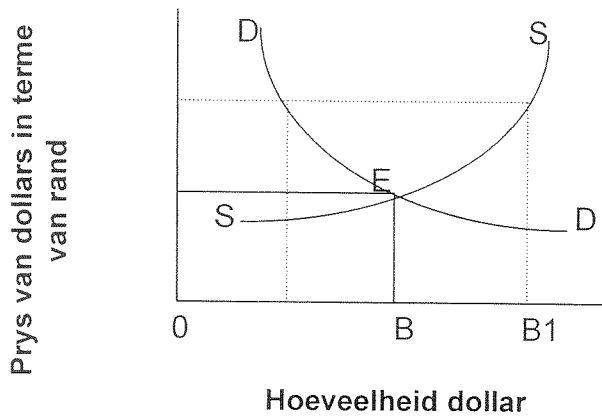
- (a) Met hierdie vorm van wisselkoers word die wisselkoers toegelaat om te vestig teen 'n vlak wat deur vraag en aanbod bepaal word. ✓✓
- (b) In 'n vry swewende wisselkoers word die waarde van 'n geldeenheid bepaal deur die markkragte en daar is geen ingryping deur die owerhede nie. ✓✓
- (c) Beheerde swewende wisselkoers is koerse wat kan reageer op die invloede van markkragte binne sekere beperkings. ✓✓
- (d) Monetêre owerhede kan ingryp wanneer abnormaal groot bewegings in die wisselkoers ervaar word. ✓✓
- (e) Die Reserwebank kan hul eie reserwes gebruik en hul aanspreeklikheid voorbehou deur die aanbod van buitelandse valuta op die mark te wissel. ✓✓

10.2.2 Ewewig

- (a) Veranderinge in die vraag en aanbod van buitelandse valuta veroorsaak fluktuasies in die wisselkoers. ✓✓
- (b) Indien die vraag na 'n spesifieke geldeenheid, bv. dollar, toeneem omdat Suid-Afrika goedere van die VSA invoer, sal die prys van die dollar in terme van die rand styg. ✓✓
- (c) Meer rand sal betaal moet word vir dieselfde aantal dollar. ✓✓
- (d) Die waarde van die rand daal in terme van die dollar. ✓✓
- (e) Dit beteken goedere en dienste uit die VSA raak duurder. ✓✓
- (f) Aankope in die VSA neem af en die vraag na dollar sal ook daal. ✓✓



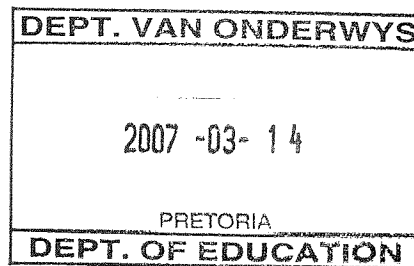
(g) Hoe hoër die prys van die dollar, hoe minder dollars sal aangevra word. ✓✓



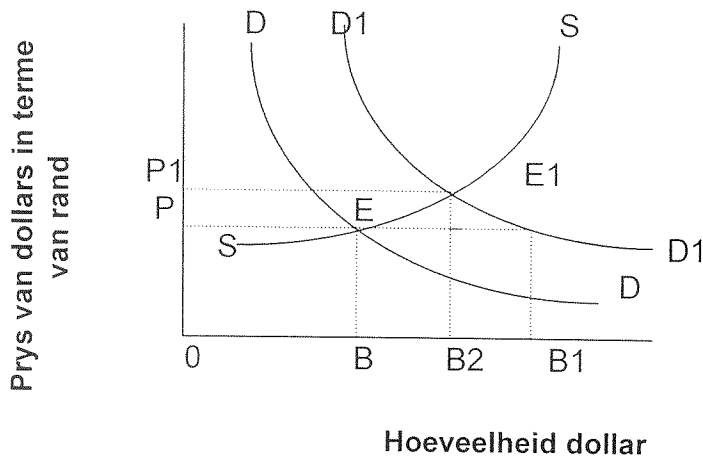
Translation of labels: Prys van dollars in terme van rand ✓
 Hoeveelheid dollar ✓
 D ✓ = V ✓
 S ✓ = A ✓

[maks. 5]

- (h) Die prys waarteen dollar gekoop en verkoop word is *OP*. ✓✓
- (i) Indien die prys *OP1* is, bied die VSA *OB1* dollar aan, maar slegs *OB* dollar word aangevra. ✓✓
- (j) As die aanbod die vraag oorskry, word die prys afgeforseer om kopers te vind en word dit uiteindelik op *OP* bepaal, waar vraag en aanbod in ewewig is. ✓✓
- (k) Die betalingsbalans is dan in ewewig. ✓✓



10.2.3 Ewigig verwring deur toename in vraag



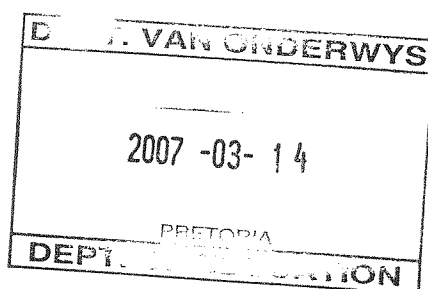
Translation of labels: Prys van dollars in terme van rand ✓
 Hoeveelheid dollar ✓
 D ✓ = V ✓
 S ✓ = A ✓

[maks. 5]

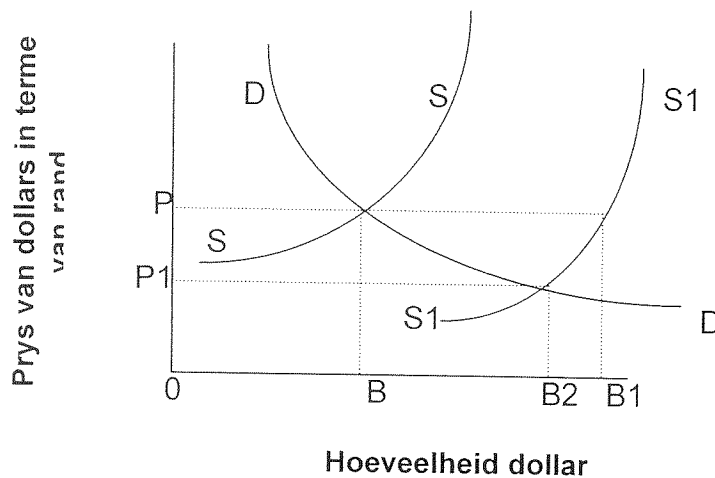
- (a) V1V1 verteenwoordig die toename in die vraag na dollar. ✓✓
- (b) Op hierdie stadium word OB1 dollar benodig en die VSA bied slegs OB dollar aan. ✓✓
- (c) As gevolg van die groot vraag na dollar en die relatief klein aanbod, sal SA 'n hoër prys aanbied vir die dollar. ✓✓✓
- (d) Sodra die prys styg, sal die VSA meer dollars aanbied in reaksie op die vraag. ✓✓
- (e) Op hierdie wyse sal die prys van die dollar styg na OP1 waar die vraag bevredig sal word teen 'n hoeveelheid van OB2 dollar. ✓✓
- (f) Vraag en aanbod is weer eens in ewigig.. ✓✓

Die vraag na buitelandse valuta word deur die volgende faktore bepaal:

- (g) Invoer van goedere ✓✓
- (h) Dienste van die buiteland na die betrokke land. ✓✓
- (i) Betaling van rente en dividende op buitelandse kapitaal ✓✓
- (j) Betaling van paaieimente op terugbetalings van oorsese lenings ✓✓
- (k) Oordrag van kapitaal na die buiteland ✓✓
- (l) Toeriste of verteenwoordigers spandeer geld in die buiteland. ✓✓
- (m) Ander betalings van die buiteland wat van tyd tot tyd kan plaasvind ✓✓



10.2.4 Ewig verwing deur toename in aanbod



Translation of labels: Prys van dollars in terme van rand ✓
 Hoeveelheid dollar ✓
 D ✓ = V ✓
 S ✓ = A ✓

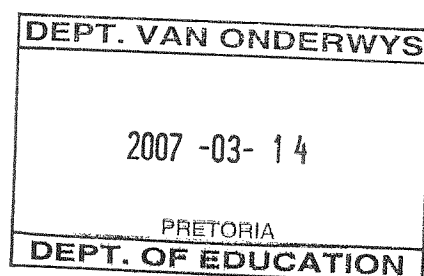
[maks. 5]

- (a) S1S1 verteenwoordig die toename in die aanbod van dollar. ✓✓
- (b) Op hierdie stadium word OB1 dollar aangebied, maar slegs OB dollar word benodig. ✓✓
- (c) As gevolg van die groot aanbod van dollar en die relatief klein vraag na die dollar sal A 'n laer prys vir die dollar aanbied. ✓✓
- (d) Sodra die prys daal, sal die VSA minder dollar aanbied in reaksie op die vraag. ✓✓
- (e) Op hierdie wyse sal die prys van die dollar daal na OP1 waar die aanbod bevredig sal word teen 'n hoeveelheid van OB2 dollar. ✓✓
- (f) Vraag en aanbod sal weer in ewewig wees.. ✓✓

Die aanbod van buitelandse valuta word deur die volgende faktore bepaal:

- (g) Uitvoer van goedere ✓✓
- (h) Verskaffing van dienste aan die buiteland ✓✓
- (i) Ontvang van rente en dividende op kapitaal in die buiteland belê ✓
- (j) Invloei van buitelandse kapitaal vir sekuriteitsredes en beleggings ✓✓
- (k) Besteding van geld deur buitelandse magte, toeriste of reisigers ✓✓
- (l) Nuwe lenings aangaan in die buiteland ✓✓
- (m) Ander ontvangste van buitelandse geldeenhede van tyd tot tyd ✓✓

[maks. 45]



10.3 Gevolgtrekking

Die wisselmark is dieselfde as 'n gewone mark waar goedere en dienste gekoop en verkoop word teen spesifieke pryse. In 'n wisselmark word verskillende nasionale geldeenhede gekoop en verkoop teen verskillende pryse (wisselkoerse). ✓✓
[aanvaar enige logiese/oorspronklike gevolgtrekking] (2) [50]

VRAAG 11


'In ontwikkelende lande pas regerings vyf makro-ekonomiese doelwitte toe. In Suid-Afrika is die hoofbegroting en die Middelltermynbestedingsraamwerk ('MTEF') die instrumente wat gebruik word om hierdie twee doelwitte te bereik.

Bespreek hierdie VYF makro-ekonomiese doelwitte en dui aan hoe die begrotingsprosesse gebruik word om hierdie doelwitte te bereik.

11.1 Inleiding

11.1.1 Die regering moet doelbewus stappe doen om makro-ekonomiese doelwitte te bereik. ✓✓

11.1.2 Hierdie stappe is gerig op die verbetering van die algemene lewenstandaard van die bevolking as 'n geheel en die funksionering van die ekonomie asook die implementering van metodes wat die ekonomie gunstig sal beïnvloed. ✓✓



11.2 Liggaam

11.2.1 Ekonomiese groei ✓✓

- (a) Ekonomiese groei verwys na die styging/toename in die produksie-kapasiteit van die ekonomie. ✓✓
- (b) Dit word gemeet in terme van groei in reële bruto binnelandse produk (BBP). ✓✓
- (c) Om ekonomiese groei te bevorder, moet die regering so min bronne (geld) as moontlik uit die ekonomie onttrek en soveel as moontlik in die ekonomie vrystel. ✓✓
- (d) Belastingverligting sal verbruik en produksie stimuleer. ✓✓
- (e) Privatisering van openbare ondernemings en openbare-private vennootskappe kan ook produksie stimuleer. ✓✓

11.2.2 Volledige werkverskaffing ✓✓

- (a) Volledige werkverskaffing beteken dat alle mense wat graag sou wou werk, wat geskik is om te werk en wat werk soek, in staat moet wees om werk te kry of werk moet vir hulle geskep word. ✓✓
- (b) 'n Honderdpersent-werkverskaffingsyfer is feitlik onmoontlik. ✓✓
- (c) Produksie word bepaal deur die vraag na produkte. ✓✓
- (d) 'n Afname in vraag sal lei tot 'n afname in produksie oor tyd en na afleggings (werkloosheid). ✓✓

- (e) Volledige werkverskaffing is slegs moontlik as produksie gestimuleer en verhoog word. ✓✓
- (f) *Maatreëls om produksie te stimuleer, word vereis*, bv. die regering kan arbeidsintensiewe ondernemings bevorder (openbare werkeprogramme, finansiële en ander inisiatiewe) ✓✓

11.2.3 Prysstabiliteit ✓✓

- (a) Dit is normaal vir pryse in 'n ekonomie om te verander. ✓✓
- (b) Pryse styg wanneer die vraag die aanbod van goedere oorskry. ✓✓
- (c) Op dieselfde manier *daal pryse wanneer mense se voorkeure verander en daar is 'n afname in vraag*, of wanneer goedere weer in groter hoeveelhede beskikbaar word. ✓✓
- (d) Dit is egter *abnormaal vir pryse om jaar na jaar te styg*. Wanneer dit gebeur sê ons dat inflasie bestaan. ✓✓
- (e) Inflasie is die voortdurende styging van pryse oor 'n lang tydperk. ✓✓
- (f) In die geval van vraagkantinflasie kan die regering totale vraag beperk maar dit sal 'n negatiewe invloed op produksie (en werkverskaffing) hê. ✓✓
- (g) Kostedrukinflasie is net so moeilik om te beperk agv vakbond-aktiwiteite. ✓✓
- (h) Om prysstabiliteit te handhaaf/in stand te hou, moet inflasie tot die minimum beperk word (sommige ekonome glo tussen 3% en 4%). ✓✓
- (i) Die Suid-Afrikaanse Resewebank streef na 'n inflasiemikpuntkoers van 4% - 6% en manipuleer rentekoerse om hierdie mikpunt te behaal. ✓✓
- (j) Die regering kan belasting verhoog of verlaag om die inflasiemikpunt na te streef. ✓✓

11.2.4 Betalingsbalanse ewewig/Wisselkoerse ewewig ✓✓

- (a) Betalingsbalanse ewewig verwys na 'n posisie waar 'n gunstige verhouding tussen die onderskeie ekonomiese veranderlikes bestaan, d.i. invoere, uitvoere en kapitaalvloeï. ✓✓
- (b) In die geval van 'n wanbalans, *is aanpassings nodig om ewewig te herstel* deur die regering. ✓✓
- (c) bv. aanpassings van binnelandse pryse, wisselkoerse, invoere en uitvoere. ✓✓

11.2.5 Ekonomiese ewewig/ Ekonomiese regverdigheid/

Billike inkomsteverspreiding ✓✓

- (a) Die markmeganisme skep dikwels 'n ongelyke verdeling van inkomste.
- (b) Sommige mense word baie ryk terwyl ander arm is..
- (c) 'n Meer gelyke verspreiding van inkomste kan bereik word op die volgende wyses: Progressiewe belasting belas die hoër inkomstegroep teen 'n hoër koers en die laer groepe teen 'n laer koers. Ewig kan ook verkry word indien die regering hulp gee soos gratis gesondheidsorg aan armes.

[maks. 45]

