

**GAUTENG DEPARTMENT OF EDUCATION  
SENIOR CERTIFICATE EXAMINATION**

**COMPUTER STUDIES SG  
(First Paper: Practical)**

**POSSIBLE ANSWERS / MOONTLIKE ANTWOORDE SUPP 2007**

**Question 1 original**

Dear parents

You are heartily invited to the academic Merit evening to be held on Tuesday 10 Oktober 2006 at 18:30 in the school hall.

Learners attend the occasion in formal school uniform and gather at the front of the school hall at 18:00.

Come and join in this special occasion where learners are acknowledged for special achievements.

Yours sincerely

Mr. T. Jones  
(Headmaster)

-----  
**RETURN SLIP**


Complete and send back to Mrs. Nell before or on 5 October 2006.

I/we parent/guardian of \_\_\_\_\_ will/ will not attend the function on 10 October.

Number of adults : \_\_\_\_\_

Font type :	Comic Sans	12 pt	2
Align	Justify whole document		1
Page border	Suitable art		2
Picture	Right corner		2
" "	16 pt	2 x "	3
3 Blank lines after	"Yours sincerely / Die uwe "		1
Form letter	NAME	SURNAME	3
Name of school	WordArt	Vertical	3
Full A4			1
Margins	Left 4cm	Right 4 cm	2
Header	: Examination number		1
<b>TOTAL</b>			<b>21</b>

Question 1 memo

OPTIMA HIGH SCHOOL	examination number
	
	Dear parents
	You are heartily invited to the academic Merit evening to be held on Tuesday 10 October 2006 at 18:30 in the school hall
	Learners attend the occasion in [initial school uniform] and gather at the [front of] the school hall at 18:00
	Come and join in this special occasion where learners are acknowledged for special achievements
	Yours sincerely
	Mr T Jones (Headmaster)
	<hr style="width: 100%; border: 0; border-top: 1px solid black;"/> <span style="font-size: 1.5em;">✂</span>
	<hr style="width: 100%; border: 0; border-top: 1px solid black;"/> <b>RETURN SLIP</b> <hr style="width: 100%; border: 0; border-top: 1px solid black;"/>
Complete and send back to Mrs Nell before or on 3 October 2006	
I/we parent/guardian of <NAME><SURNAME> will/ will not attend the [occasion] on 10 October	
Number of adults : _____	

Question 2 original

1

**Board of Intermediate Awards Grade-12.]**

1

This policy is an official document of Ojha High School and is valid with effect from 1 January 2008.]

1

The results of the preliminary measure considered will be determined by the board of intermediate awards. In each case the raw mark of the learner is used. The level of the subject, as well as the number of subjects, if necessary, is also taken into account.]

1

**AWARDS]**

1

Gold Certificate	1610-1635	□
Scrolls	6-HG-1635-1700] 5-HG-1614-1724] 4-HG, 2-SG-1541-1646	□
Honorary	> 1700	□

1

1

**DUX-LEARNER → 1**

1

The best academic achiever in Grade-12. The learner will be chosen by virtue of higher average marks in Afrikaans, English and four other subjects.]

→

1

The learner will receive a fitting trophy as well as a described plaque.]

1

**TOP-TEN ACHIEVERS]**

1

The top-10 achievers according to their marks.]

1

**TOP-FIVE ACHIEVERS]**

1

The top-5 achievers will be named in the Academic Order.]

1

Marks are calculated according to the following.]

1

HG → 400 marks]

SG → 300 marks]

English, HG and SG 300 marks]

1

The marks are derived from Afrikaans, English and another four best subjects, irrespective of the number of subjects learner has.]

A. Fouche-DIDI (2008)]

**Question 2 memo**

Header: examination number

**H**ONOUR AND MERIT AWARDS GRADE 12.

This policy is an official document of Optima High School and is valid with effect from 1 January 2005

The results of the preliminary exams are considered when determining the honour and merit awards. In each case the raw mark of the learner is used. The level of the subject, as well as the number of subjects, if necessary, is also taken into account.

- AWARDS

Gold Certificate	1610 – 1688	
Scroll	6 HG	1688 - 1803
	5 HG, 1 SG	1614 - 1724
	4 HG, 2 SG	1541 - 1646
Honours	>1803	

- DUX LEARNER

The best academic achiever in Grade 12. The learner will be chosen by virtue of his/her average achievement in Afrikaans, English and best four subjects.

This learner will receive a floating trophy as well as an inscribed plaque.

**TOP TEN ACHIEVERS**

The top 10 achievers according to their raw marks.

**TOP FIVE ACHIEVERS**

These learners will be invited to the Academic Dinner

Raw marks are calculated according to the following:

HG	400 marks
SG	300 marks
English HG and SG	300 marks

The raw marks are derived from Afrikaans, English and another four best subjects, irrespective of the number of subjects a learner has.

Footer: A. Fouché 01/01/2005

Heading	16 ptü	All capsü	Drop capü	3
Table	Centre verticalü + horizontalü	Split 2 columnü	Data correcreü	4
Bullets	AWARDS/ TOEKENNINGSü	DUX LEARNER/ DUX-LEERDERü		2
Columns	TOP TENü	TOP FIVEü		2
Tabzü	2 cmü	7 cm ü		3
Delete watermakr				2
Header centre				1
Footer é				1
<b>TOTAL</b>				<b>18</b>

**Question 3 original**

ENG	MATHS	PHYS	ACC	ECAN	HOTEL	COMP	AVERAGE	MARK	AWARD
75	75	70	80				75		1705
70	75		85	84			70		1754
78	80	82	88	84					1890
80	75	70	84	83					1651
88	85	84	90				83		2000
72	70	75	85	88					1804
76	75		83	91			78		1750
78	85	83		94			80		1761
80	75		80	85			74		1832
79	72	76	82	76					1617
84	83	82	76				76		1840
80	75	72	76	83					1776
86	80	75	82				73		1777
76	75		83	80			72		1633
84	82	70	88	93					1904
72	75	68	76				67		1660
77	73	74		85			75		1619
88	80		87	90			76		1956
75	78		77	85			77		1642

**Question 3 memo**

## GRADE 12 MARKS

SURNAME	NAAM	AFR	ENG	MATH	PHYS	ACC	ECON	COMP	RAW		DUX
									AVERAGE	MARK AWARD	
NAME	HENRY	70	75	75	70	80		75	74.2	1705	Scroll
HARVEY	MARY-ANNE	72	70	75		85	84	70	76.0	1754	Scroll
VAN DER MERWE	HENNIE	80	78	80	82	88	84		82.0	1890	Honours
SIMMONDS	JO	77	80	75	70	84	83		78.2	1651	GoldCertificate
HACK	JOHNATHAN	92	88	85	84	90		83	87.0	2000	Honours DUX
FOUCHE	IRENE	79	72	70	75	85	88		78.2	1804	Scroll
KHOZA	JAMES	73	76	75		83	91	78	79.3	1750	Scroll
LE ROUX	NATASHA	81	78	85	83		94	80	83.5	1761	Scroll
BRENT	BRONWIN	84	80	75		80	85	74	79.7	1832	Honours
MULLER	CHRIS	76	79	72	76	82	76		76.8	1617	GoldCertificate
POOLE	DEREK	80	84	83	82	76		76	80.2	1840	Honours
SEBANTI	JOHN	78	80	75	72	76	83		77.3	1776	Scroll
BRINK	LOUISE	88	86	80	75	82		73	80.7	1777	Scroll
MARTINS	ANNELZE	78	76	75		83	80	72	77.3	1633	GoldCertificate
BRONKHORST	WILLIE	80	84	82	70	88	93		82.8	1904	Honours
GROBLER	WIKUS	75	72	75	68	76		67	72.2	1660	GoldCertificate
WILLIAMS	DEWALD	77	77	73	74		85	75	76.8	1619	GoldCertificate
EDWARDS	BARRY	90	88	80		87	90	76	85.2	1956	Honours
LIEBENBERG	ANNEMARIE	76	75	78		77	85	77	78.0	1642	GoldCertificate

Average									79.23
Total	1506	1498	1468	981	1402	1201	976		
Number of learners	19	19	19	13	17	14	13		
A symbols									55
Highest average									87.0

=AVERAGE(C3:I3)  
 =IF(K3>1830,"Honours",IF(K3>1688,"Scroll","GoldCertificate"))

=IF(J3=\$J\$27,"DU

=SUM(C3:C21)  
 =COUNT(C3:C21)

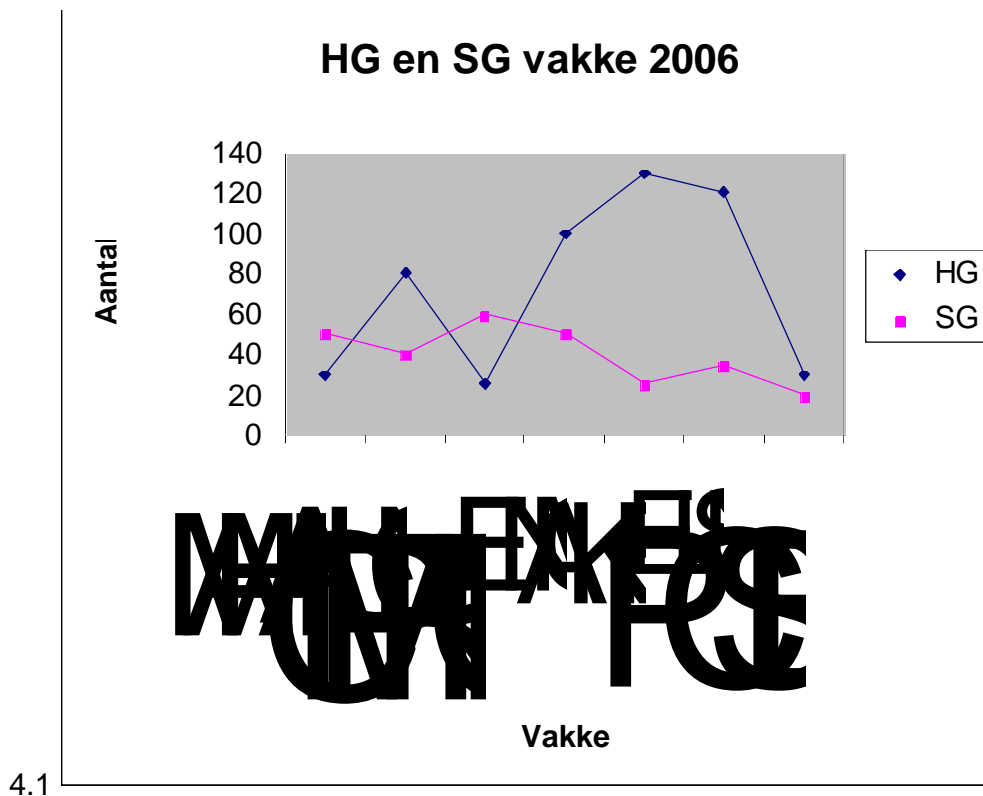
=COUNTIF(C3:I21,">79")  
 =MAX(J3:J21)

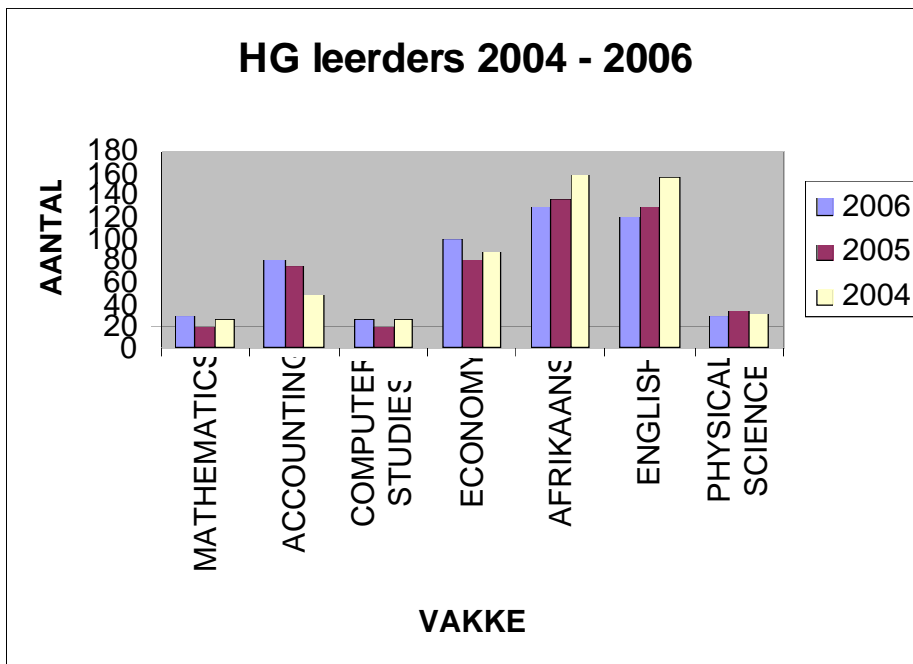
TOP 5				
VAN HENNIE	82.0	1890		
DER MERWE				
HACK JOHNAT HAN	87.0	2000		
POOLE DEREK	80.2	1840		
BRONK WILLIE	82.8	1904		
HORST EDWAR BARRY	85.2	1956		
DS				



**Question 4 original file****NUMBER OF LEARNERS 2004 - 2006**

SUBJECTS	2006		2005		2004	
	HG	SG	HG	SG	HG	SG
MATHEMATICS	30	50	20	50	25	55
ACCOUNTING	80	40	75	30	50	65
COMPUTER STUDIES	25	60	20	66	25	50
ECONOMY	100	50	80	65	90	70
AFRIKAANS	130	25	135	33	160	10
ENGLISH	120	35	130	38	156	14
PHYSICAL SCIENCE	30	20	34	22	32	25

**Question 4 memo**

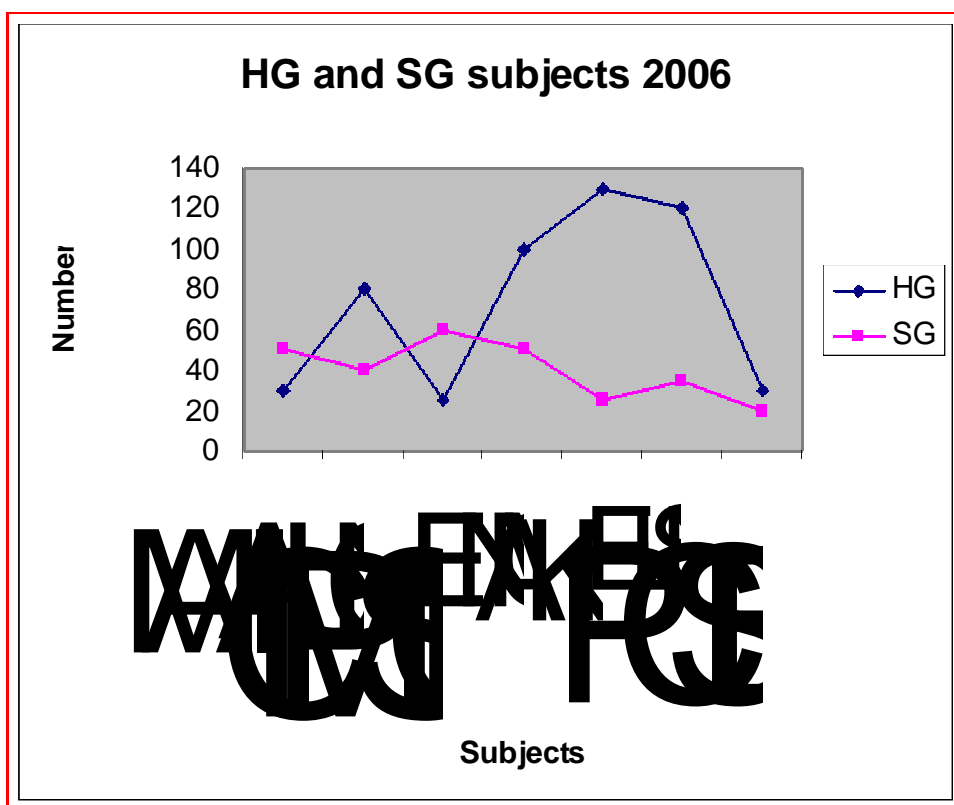


4.3

P.O. Box 3001  
 Meyerton  
 02/04/2007

Dear Mr. Molefi

The graph below gives an analysis of the number of higher and standard grade learners in our school in 2006.



It seems that there are only a few higher grade learners in mathematics and Computer Studies.

Yours sincerely

T. Jones  
 HEADMASTER

## QUESTION 4

Linechart	Correct data	X-axis : SUBJECTS		6
	Series HG + SG	Y-axis: NUMBER		
	Header: HG + SG LEARNERS	Show all subjects		
Column chart	Correct data	X-axis : SUBJECTS		6
	Header	Y-axis: NUMBER		
	Series 2004, 2005, 2006			
<b>4.3 Letter (marked in WORD)</b>				
Letter	Createdü			2
Address	Left align 11 cmü			1
Line spacing	1.5ü			1
Graph	Insertedü	Borderü	Red 1 ptü	3
<b>TOTAL</b>				<b>19</b>

Question 5 original

GR12

05/01

SURNAME	NAME	AFR HG	ENG HG	MATH HG	MATH SG	ACC SG	COMP HG	COMP SG
BOTHA	HENRY	70	75	75			75	
HARVEY	MARY-ANNE	72	70	75			70	
VAN DER MERHENNIE		80	78	80				
SIMMONDS	JO	77	80		75			
HACK	JOHNATHAN	92	88	85			83	
FOUCHE	IRENE	79	72	70				
KHOZA	JAMES	73	76	75				78
LE ROUX	NATASHA	81	78		85			80
BRENT	BRONWIN	84	80	75			74	
MULLER	CHRIS	76	79		72			
POOLE	DEREK	80	84	83			76	
SEBANTI	JOHN	78	80	75				
BRINK	LOUISE	88	86	80				73
MARTINS	ANNEUZE	78	76		75			72
GROBLER	WIKJS	75	72	75			76	
WILLIAMS	DEWALD	77	77		73			76
EDWARDS	BARRY	90	88		80			76
LIEBENBERG	ANNEMARIE	76	75		78			77

## Report GRADE 12 LEARNERS

**GRADE 12 LEARNERS**

NUM	SURNAME	NAME	AFR	ENG	MATHG	MATHS	COMP	COMP	PSC	ATTEN
10	BROMKORST	WILHE	80	84	82					<input checked="" type="checkbox"/>
1	BOTHA	HENRY	90	95	95				95	<input checked="" type="checkbox"/>
2	HARVEY	MARY-ANNE	92	90	95				90	<input checked="" type="checkbox"/>
3	VAN DER MER	HENRIE	80	78	80					<input checked="" type="checkbox"/>
4	SIMMONDS	JOE	77	80					75	<input checked="" type="checkbox"/>
5	HACK	JOHNATHAN	92	88	85				83	<input checked="" type="checkbox"/>
6	FOUCHE	IRENE	79	72	70					<input checked="" type="checkbox"/>
7	KHOZA	JAMES	73	75	75				78	<input checked="" type="checkbox"/>
8	LE ROUX	NATASHA	81	78					80	<input type="checkbox"/>
9	BRENT	BROWNY	84	80	75				74	<input checked="" type="checkbox"/>
10	MULLER	CHRIS	76	79					72	<input checked="" type="checkbox"/>
11	POOLE	DEREK	80	84	83				76	<input type="checkbox"/>
12	SEBANT	JOHN	78	80	75					<input checked="" type="checkbox"/>
13	BRYAN	LOUISE	88	84	80				79	<input checked="" type="checkbox"/>
14	MARTINS	ANNELOE	78	74					72	<input checked="" type="checkbox"/>
15	ORGBLER	WYNIG	75	72	75				67	<input checked="" type="checkbox"/>
16	WILLIAMS	DEWALD	77	77					73	<input type="checkbox"/>
17	EDWARDS	BARRY	90	88					80	<input checked="" type="checkbox"/>
18	LIEBENBERG	ANNEMARIE	76	75					78	<input checked="" type="checkbox"/>

19 May 2005

EXAMINATION NUMBER

Page 1 of 1

GRADE 12 LEARNERS										
Page Header										
NUM	SURNAME	NAME	AFR	ENG	MATHG	MATHS	COMP	COMP	PSC	ATTEN
Detail										
NUM	SURNAME	NAME	AFR	ENG	MATHG	MATHS	COMP	COMP	PSC	<input checked="" type="checkbox"/>
Page Footer										
=Now()			EXAMINATION NUMBER		="Page " & [Page] & " of " & [Pages]					
Report Footer										

## Query COMP

SURNAME	NAME	COMP	COMPS
BOTHA	HENRY	75	
HACK	JOHNATHAN	83	
KHOZA	JAMES		78
LE ROUX	NATASHA		80
POOLE	DEREK	76	
WILLIAMS	DEWALD		75
EDWARDS	BARRY		76
LIEBENBERG	ANNEMARIE		77
		0	

Field:	SURNAME	NAME	COMPHG	COMPSG
Table:	GR12XXX	GR12XXX	GR12XXX	GR12XXX
Sort:				
Show:	<input checked="" type="checkbox"/>	<input checked="" type="checkbox"/>	<input checked="" type="checkbox"/>	<input checked="" type="checkbox"/>
Criteria:			>=75	
or:				>=75

## Report COMP

Report Header				
<b>COMPUTER STUDIES HG AND S</b>				
Page Header				
SURNAME	NAME	COMPHG	COMPSG	
Detail				
SURNAME	NAME	COMPHG	COMPSG	
Page Footer				
=Now()	EXAMINATION NUMBER			= "Page " & [Page] & " of " & [Pages]
Report Footer				
AVERAGE HG:		=Avg([COMPHG])		
AVERAGE SG:			=Avg([COMPSG])	
NUMBER:		=Count([COMPHG])+Count([COMPSG])		

REPORT COMP

## COMPUTER STUDIES HG AND SG

SURNAME	NAME	COMPHG	COMPSG
EDWARDS	BARRY		76
HACK	JOHNATHAN	83	
KHOZA	JAMES		78
LE ROUX	NATASHA		80
LIEBENBERG	ANNEMARIE		77
POOLE	DEREK	76	
<b>AVERAGE HG:</b>			79.5
<b>AVERAGE SG:</b>			77.8
<b>NUMBER:</b>		6	

## Query AVG

Field:	SURNAME	NAME	AVERAGE: ([AFR]+[ENG])/2
Table:	GR12XXX	GR12XXX	
Sort:			Descending
Show:	<input checked="" type="checkbox"/>	<input checked="" type="checkbox"/>	<input checked="" type="checkbox"/>
Criteria:			
or:			

	SURNAME	NAME	AVERAGE
▶	HACK	JOHNATHAN	90
	EDWARDS	BARRY	89
	BRINK	LOUISE	87
	BRENT	BRONWIN	82
	BRONKHOF	WILLIE	82
	POOLE	DEREK	82
	LE ROUX	NATASHA	79.5
	SEBANTI	JOHN	79
	VAN DER MERWE	HENNIE	79
	SIMMONDS	JOE	78.5
	MULLER	CHRIS	77.5
	MARTINS	ANNELIZE	77
	WILLIAMS	DEWALD	77
	LIEBENBERG	ANNEMARIE	75.5
	FOUCHE	IRENE	75.5
	KHOZA	JAMES	74.5
	GROBLER	WIKUS	73.5
	BOTHA	HENRY	72.5
	HARVEY	MARY-ANNE	71
*			

## FORM

Form Header		
INPUT GRADE 12		
Detail		
NUM	NUM	
SURNAME	SURNAME	
NAME	NAME	
AFR	AFR	Marks between 0 and 100
ENG	ENG	
MATHG	MATHG	
MATHSG	MATHSG	
COMPHG	COMPHG	

Name of table: GR12XXXü			1	
Delete field: ACCSGü			1	
Add record: BRONKHORST WILLEüü			2	
Change	JOE SIMMONDSü	GROBLER COMPHG 67ü	2	
Primary key:	NUMü	autonumberü	2	
ATTEND	YES/NOü	exept LE ROUX, POOLE, WILLIAMSü	2	
Landscapeü	Fit on one pageü		2	
<b>REPORT GR12 LEARNERS/LEERDERS</b>				
All the learnersü	All the fieldsü		2	
Heading	GRADE 12 LEARNERS/LEERDERSü	Centreü	2	
Field headings	different colourü		1	
Numerical data	Centredü		1	
All fields	Clearlyü		1	
Footer	Examination numberü		1	
<b>QUERY COMP</b>				
Fields:	SURNAME, NAME, COMPHG, COMPSGüü		2	
<b>REPORT COMP</b>				
CORRECT DATAüü			2	
Header	COMPUTER STUDIES HG & SGü		1	
Fields	SURNAME, NAME, COMPHG, COMPSGü		1	
Sort	SURNAMEü		1	
Footer	Examination numberü		1	
Function	=AVGü ([COMPHG]) ü	=AVGü ([COMPSG]) ü	1 DECü	5
	=COUNTü ([COMPHG]) ü +ü COUNT([COMPSG]) ü		4	
<b>QUERY AVERAGE</b>				
AVERAGE : ü ([AFR] + [ENG]) ü/2ü			3	
Fields	SURNAME, NAME, AVERAGEü		1	
Sort	Average decendingü		1	
<b>FORM</b>				
Createüü	Headerüü	Commentüü	6	
<b>TOTAL</b>			<b>50</b>	