

K.C.S.E 2007 AGRICULTURE
PAPER 2 (443/2)

SECTION A (30 marks)

Answer ALL the questions in this section in the spaces provided.

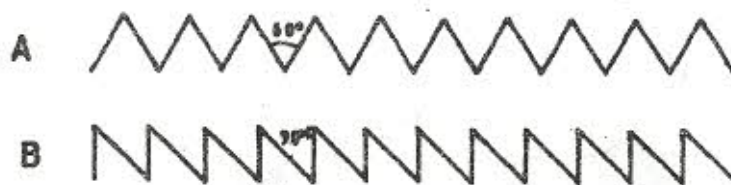
1. Give **two** reasons for using litter in a poultry house. (1 mark)
2. Name **two** diseases of poultry that are controlled by vaccination. (1 mark)
3. State **two** factors that could lead to failure to conceive in sows after service. (1 mark)
4. Give **two** causes of scouring in calves. (1 mark)
5. State **three** factors that would determine the amount of concentrate fed to dairy cattle. (1½ marks)
6. Give **three** ways of stimulating milk let-down in a dairy cow. (1½ marks)
7. State **two** reasons for dehorning cattle. (1 mark)
8. List **two** equipment used in handling cattle during an agricultural exhibition. (1 mark)
9. State **three** signs of anthrax infection disease observed in the carcass of cattle. (1½ marks)
10. Give **three** effects of external parasites that are harmful to livestock. (1½ marks)
11. State **four** factors to consider when siting a fish pond. (2 marks)
12. State **three** adjustments that should be carried out on a tractor-mounted mouldboard plough in preparation for ploughing. (1½ marks)
13. (a) Name **four** breeds of dairy goats. (2 marks)
(b) Mention **two** distinguishing characteristics of the Bactrian camel breed. (1 mark)

14. State **five** methods of maintaining good health in livestock. (2½ marks)
15. List **four** sources of farm power which are environmental friendly. (2 marks)
16. State **three** maintenance practices that should be carried out on a feed trough. (1½ marks)
17. Name **four** systems of a tractor engine. (2 marks)
18. List **three** types of calf pens. (1½ marks)
19. State **four** conditions that would encourage hens to eat eggs in poultry production. (2 marks)

SECTION B (20 marks)

Answer **ALL** the questions in this section in the spaces provided.

20. The diagrams labelled A and B below show the teeth arrangements in hand workshop tools.



- (a) Identify the tools represented with the teeth arrangements A and B. (1 mark)
- (b) State **one** functional difference between tools represented by the teeth arrangements A and B. (2 marks)
- (c) Give **two** maintenance practices for the tools represented by the teeth arrangements shown above. (2 marks)

21. (a) The diagram below illustrates a method of identification in livestock production. Study the diagram and answer the questions that follow.



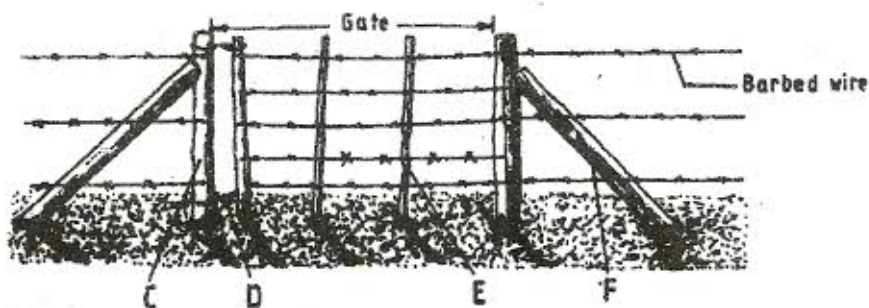
- (i) Name the type of identification illustrated above. (1 mark)
- (ii) Give the identification number of the animal illustrated in the diagram above. (1 mark)
- (iii) Using diagrams illustrate how you can identify animals Nos. 24 and 36 using the above method. (2 marks)

Animal No. 24

Animal No. 36

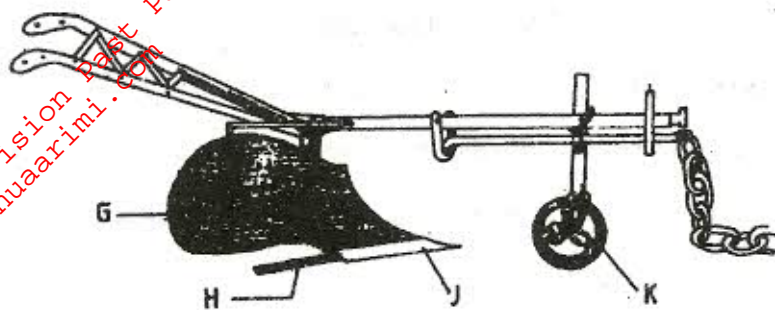
- (b) If a sow was successfully served on 27th September, 2006, state the date she is likely to have farrowed. (1 mark)

22. The diagram below shows a type of a farm gate. Study the diagram and answer the questions that follow.



- (a) Identify the type of gate shown. (½ mark)
- (b) Name the parts labelled C, D and E. (1½ marks)
- (c) (i) State **one** function of the part labelled F. (1 mark)
- (ii) State **two** functions of the gate illustrated above. (2 marks)

23. The diagram below shows a farm implement. Study it and answer the questions that follow.



- (a) Identify the farm implement illustrated above. (1 mark)
- (b) Name the parts labelled G, H, J and K. (2 marks)
- (c) State **four** functions of the farm implement illustrated above. (2 marks)

SECTION C (40 marks)

Answer any **TWO** questions in this section in the spaces provided after question 26.

24. (a) Describe the advantages of the battery system of rearing layers. (10 marks)
- (b) Outline the factors to consider when selecting livestock for breeding. (10 marks)
25. (a) Name the strokes in a four stroke engine and describe how each operates. (12 marks)
- (b) Describe the functions of the gear box in a tractor. (8 marks)
26. (a) Name and describe the features of an ideal calf pen. (9 marks)
- (b) Discuss pneumonia in calves under the following sub-headings:
- (i) predisposing factors (3 marks)
 - (ii) symptoms (5 marks)
 - (iii) control measures (3 marks)