

JUNIOR LYCEUM ANNUAL EXAMINATIONS 2008
 DIRECTORATE FOR QUALITY AND STANDARDS IN EDUCATION
 Educational Assessment Unit

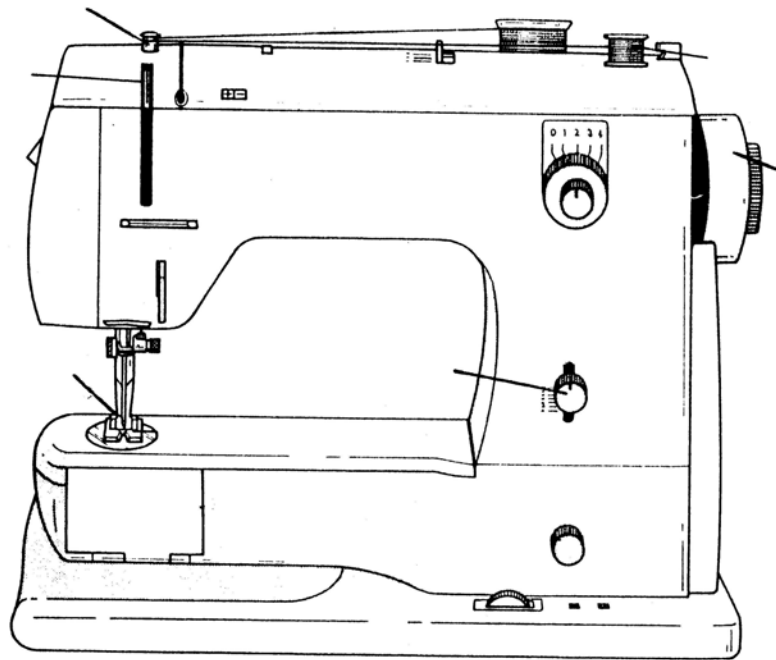
FORM 1

TEXTILES STUDIES

TIME: 1h 30min

Name: _____

Class: _____



1a. On the diagram, name **five** of the marked parts of the sewing machine. (5 marks)

b. This sewing machine has a free arm.
 What is the use of the free arm in a sewing machine?
 _____ (2 marks)

c. Write **four** short sentences about the care of the sewing machine.
 (i) _____
 (ii) _____
 (iii) _____
 (iv) _____ (4 marks)

d. Draw the ironing symbols for ironing the following items.

woollen skirt		silk scarf		nylon jacket	
cotton shirt		linen trousers		plastic apron	

(6 marks)

e.



These tools are used for ironing.
Name and give the use of each tool.

- (i) **Name** _____
Use _____ (1, 2 marks)
- (ii) **Name** _____
Use _____ (1, 2 marks)

f. Name and draw **one** other tool used for ironing.

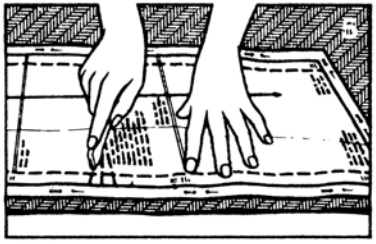
Name: _____ **Draw:**

(1, 1 mark)

g. List the tools needed for:


- (i) sewing two pieces of fabric together _____
- (ii) cutting zig-zag edges _____
- (iii) storing pins safely _____ (3 marks)

h.



- (i) Name the method of marking in the diagram.
_____ (1 mark)
- (ii) Name one other tool used for marking.
Name _____ (1 mark)

2. This design is to be embroidered on the front of a child's top. The letter will be cut from fabric, the balloons and puppet balloon embroidered with hand stitches.



- a. Suggest a fabric suitable for making the letter L of the design. Give a reason for your choice.

Fabric _____ (1 mark)

Reason _____
 _____ (2 marks)

- b. **On the design** name and draw **three** embroidery stitches you can use to make the design. (3, 3 marks)

- c. Suggest colours for:

(i) the child's top _____

(ii) the letter L _____

(iii) the balloons _____

(iv) the puppet balloon _____ (4 marks)

- d. What extra decorations can you use to make the design more interesting. Name **two**.

(i) _____ (ii) _____ (2 marks)

- e. Suggest **two** other items where this design can be used.

Example – the design can be stencilled on a child's cap.

(i) _____ (ii) _____ (2 marks)

- f. It is important that the different colours used do not fade in the sun.
Describe an experiment to find out that the fabrics are resistant to sunlight.

Experiment: Resistance to Sunlight

Diagram

Method

- (i) _____
- (ii) _____
- (iii) _____
- (iv) _____
- (v) _____

(2, 5 marks)

- g. (i) Name **one** fibre that is warm to wear.

(1 mark)

- (ii) Name **one** fibre that is expensive to buy.

(1 mark)

- 3a. This year you coloured fabric at school. Using the diagrams to help you, explain how you can dye fabric at home, using hot water dye.



- (i) _____
- (ii) _____
- (iii) _____
- (iv) _____

(4 marks)

- b. Name **two** items which can be dyed at home.

(i) _____

(ii) _____

(2 marks)

c. Write **three** safety rules to be observed when dyeing fabrics at home.

(3 marks)

4a. Draw a soft toy or bag you made at school this year.
Name a fabric suitable for making the toy/bag.

Toy or Bag

Name of fabric

(1, 1 mark)

b. Make a list of things (*not tools or equipment*) needed to make this toy or bag.

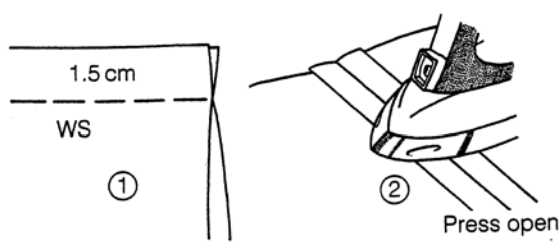
(i) _____ (ii) _____

(iii) _____ (iv) _____ (4 marks)

5a. Name and explain how to make the seam in the diagram.

Name _____

(1 mark)



Method

- (i) _____
- (ii) _____
- (iii) _____
- (iv) _____
- (v) _____

(5 marks)

b. Name and draw **one** way of making the edges neat. (*seam finish*)

Name _____

Draw

(1, 1 mark)

c. Name and draw **two** temporary stitches (*tacking stitches*).

(i) _____

(ii) _____

(2, 2 marks)

d. Name and draw **two** permanent stitches.

(i) _____

(ii) _____

(2, 2 marks)

6a. Using the templates to help you, draw **two** different dresses which you can wear for a party. Colour the dresses.



(2, 2 marks)

b. Name **two** fabrics suitable for making the dresses.

(i) _____

(ii) _____ (2 marks)

c. You bought a new dress from a chain store. After one wash the hem started fraying.
Name **three** consumer rights you have when buying new clothes.

(i) _____


(ii) _____

(iii) _____

(3 marks)

d. How can you recycle an old dress instead of throwing it away?
Name and draw **two** items which you can make from the fabric.

(i) _____



(ii) _____



(2, 2 marks)