

JUNIOR LYCEUM ANNUAL EXAMINATIONS 2007

Educational Assessment Unit – Education Division

Form 1

TEXTILES STUDIES

Time: 1h 30min

Name: _____

Class: _____



This year you have experimented different methods of dyeing. The diagrams below show different methods of tying and dyeing fabric.

a. Match each method of Tie and Dye to the result by writing the numbers in the boxes provided.

1			
2			
3			

(3 marks)

b. List **three** safety rules to be observed when tie dyeing, to keep yourself and others away from danger.

(i) _____

(ii) _____

(iii) _____

(3 marks)

c. Dyes for colouring can come from natural sources. Name **two** natural dyes that can be used to colour fabric.

(i) _____ (ii) _____
(2 marks)

d. Cotton is usually used for Tie and Dye because it is absorbent.
Explain how to carry out an absorbency test. Draw a diagram to support your answer.

Absorbency Test

Diagram

Method


(i) _____
(ii) _____
(iii) _____
(iv) _____

(2, 4 marks)

e. Name **two** other properties of cotton.

(i) _____ (ii) _____
(2 marks)

f. Complete this care label for ironing cotton.



Dots

Temperature

(2 marks)

g. Cotton is a natural fibre.

List the other **three** natural fibres.

(i) _____ (ii) _____ (iii) _____
(3 marks)

2a. State the use of the following pressing equipment.

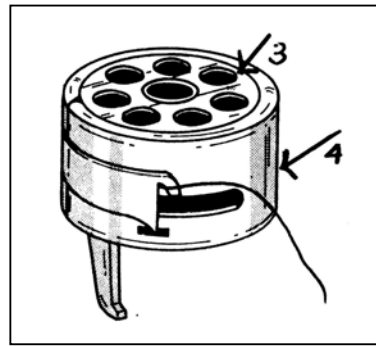

Use

(i) sleeve board _____

(ii) ironing board cover _____

(iii) damp cloth _____

(3 marks)



b. Name these parts of the sewing machine and state the use of each part.

Parts	Use
1. _____	_____
2. _____	_____
3. _____	_____
4. _____	_____

(4, 4 marks)

c. When purchasing (*buying*) equipment, such as a sewing machine, the consumer should always keep the receipt. Why is this useful? Give **two** reasons.

- (i) _____
- (ii) _____

(2, 2 marks)

d. Name and draw **two** permanent stitches and **two** temporary stitches.


Permanent	Name	Draw

(2, 2 marks)

Temporary	Name	Draw



(2, 2 marks)

3. This picture of an aquarium was chosen by your friend to make a collage.



Give suggestions to your friend how to make this collage. **Mark all details on the picture.**

- a. What colour would you suggest for the background?
 _____ (1 mark)
- b. What type of fabric would be suitable for the background?
 _____ (1 mark)
- c. Draw **five** embroidery stitches you can use to make up the collage. Name each stitch. (5, 5 marks)
- d. Fish will be cut from fabric and stitched to the background using these embroidery stitches. Fill in **four** colours you would choose for the fabrics. (*do not cover the stitches while colouring.*) (4 marks)
- e. How will you make the eyes and bubbles?
Eyes _____ (1 mark)
Bubbles _____ (1 mark)
- f. What other decoration can you add to the aquarium to make it more interesting? (1 mark)
- g. Your friend also wants to make **two** cushions for her room. Using some of the things found in the picture, give her ideas for making these two cushions. Draw your ideas in the boxes provided.



(2, 2 marks)

h. Make a list of materials (*not tools*) she needs to buy or find to make the collage.

- (i) _____ (ii) _____
(iii) _____ (iv) _____

(4 marks)

i.

	Draw	Name	Use
(i)		cutting out shears	
(ii)		thimble	
(iii)		tracing wheel and tracing paper	
(iv)		tailors' chalk	
(v)		tape measure	

(5, 5 marks)

j. Name **two** things she can avoid buying by recycling.

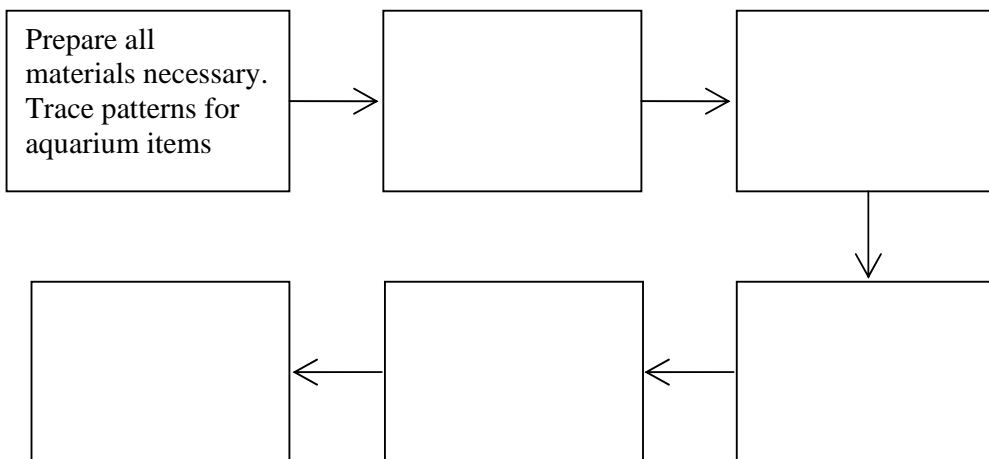
- (i) _____ (ii) _____

(2 marks)

k. Besides saving money, why is it important to recycle these items? Give **one** reason.

_____ (2 marks)

l. Fill in this flow chart showing how to make up this collage. (*The first one has been done for you.*)



(5 marks)

4. Fabrics for soft toys need to be chosen with care.

a. Name **two** types of fabrics suitable for soft toys.

- (i) _____ (ii) _____

(2 marks)

b. Suggest a stitch that can be used when sewing soft toys by hand.

(1 mark)

c. Name **one** type of stuffing suitable for making soft toys.

(1 mark)

d. What safety rules need to be considered when buying or making soft toys for small children?
Name **three**.

(i) _____

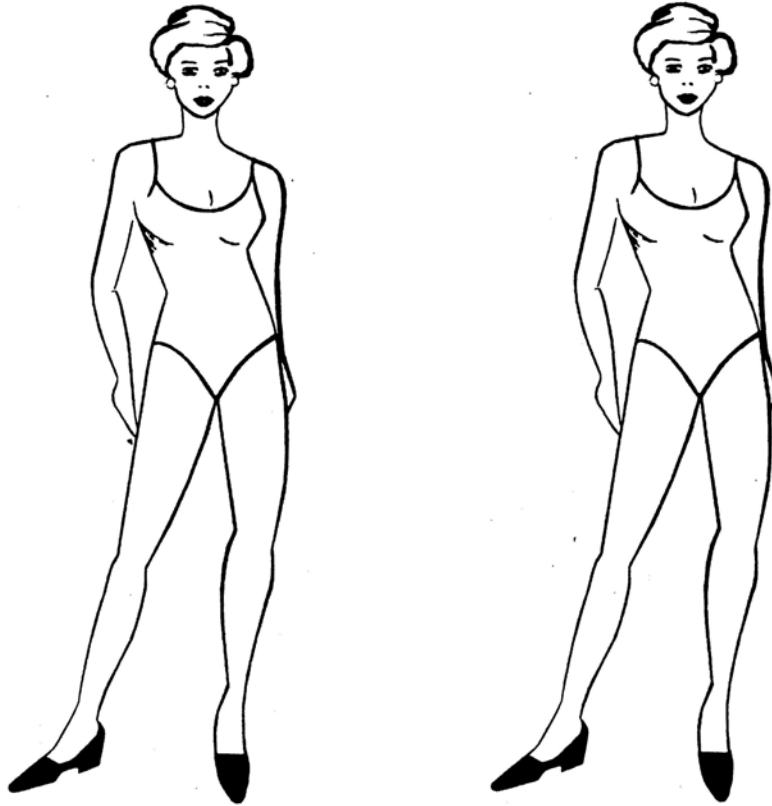
(ii) _____

(iii) _____

(3 marks)

5a. You are going to the seaside for your holidays. Draw **two** garments suitable to take with you on your holiday. Use the template to help you.

(1, 1 marks)



b. Name **one** fashion designer.

(1 mark)