

**JUNIOR LYCEUM ANNUAL EXAMINATIONS 2006**

Educational Assessment Unit - Education Division

**FORM 2**

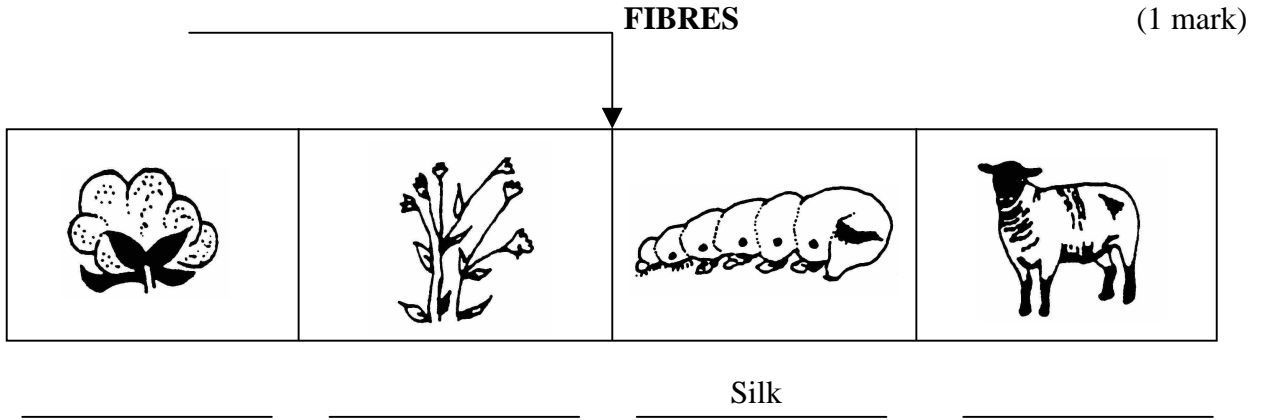
**TEXTILES STUDIES**

**TIME: 1h 30min**

Name: \_\_\_\_\_

Class: \_\_\_\_\_

1a. Complete this diagram about fibres.



(3 marks)

b. Name the **two** plant fibres.

(i) \_\_\_\_\_

(ii) \_\_\_\_\_

(2 marks)

c. Which fibre:

(i) is the cheapest to buy? \_\_\_\_\_

(ii) is warm to wear in winter? \_\_\_\_\_



(iii) is cool to wear? \_\_\_\_\_

(iv) is lintless? \_\_\_\_\_

(v) is shiny? \_\_\_\_\_

(5 marks)

d. What do these labels mean?

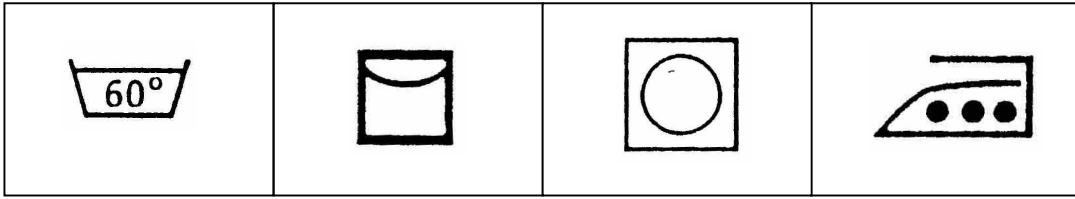


\_\_\_\_\_

\_\_\_\_\_

(2 marks)

e. These care label symbols were attached to a towel. Give the meaning of each symbol.



\_\_\_\_\_

(4 marks)

f. Jeans are made from **denim** (*fabric*) which is made from \_\_\_\_\_ . (1 mark)

g. In **five** short steps, explain how to wash, dry and iron a pair of denim jeans.

(i) \_\_\_\_\_

(ii) \_\_\_\_\_

(iii) \_\_\_\_\_

(iv) \_\_\_\_\_

(v) \_\_\_\_\_

(5 marks)

2a. Use these words to complete this paragraph about weaving.


two                      weft                      frays                      method  
twill                      firm                      plain weave                      warp

Weaving is a \_\_\_\_\_ of making fabric. In weaving we find \_\_\_\_\_ sets of yarns (*threads*), the \_\_\_\_\_ threads which are the verticals yarns and the \_\_\_\_\_ threads which are the horizontal yarns. Weaving produces a \_\_\_\_\_ fabric that \_\_\_\_\_ easily. Different weaves can be produced to make different fabric. Denim is woven using a \_\_\_\_\_ weave, while Gingham is made by the \_\_\_\_\_ . (8 marks)

b. Name and draw an item or article you can make/decorate with weaving.

(i) **Name of item made/decorated with weaving.** \_\_\_\_\_ (1 mark)

(ii) Draw the item made/decorated by weaving. Give details of colours used.



(4, 2 marks)

c. List the materials (*not tools*) needed to make this item.

(i) \_\_\_\_\_ (ii) \_\_\_\_\_ (2 marks)

d. Describe in **four** simple sentences how to carry out this project.

(i) \_\_\_\_\_

(ii) \_\_\_\_\_

(iii) \_\_\_\_\_

(iv) \_\_\_\_\_ (4 marks)

3a. Machine stitching is a permanent stitch.  
Name and draw **two** other permanent stitches.


**Name** \_\_\_\_\_

**Draw**



**Name** \_\_\_\_\_

**Draw**



(2, 2 marks)

b. Tacking stitches are \_\_\_\_\_ stitches. (1 mark)

c. Name and draw:

(i) a tacking stitch used to tack seams.

**Name** \_\_\_\_\_

**Draw**



(ii) a tacking stitch used to mark pattern markings.

**Name** \_\_\_\_\_

**Draw**



(2, 2 marks)

4a. Name and draw the skirt you made at school.  
Draw front and back views.

**Skirt**

**Front** **Back**

(2 marks)

b. Draw a top and **two** accessories you can wear with this skirt to complete the outfit.


**Top**

**Front** **Back**

(2 marks)

**Accessories**

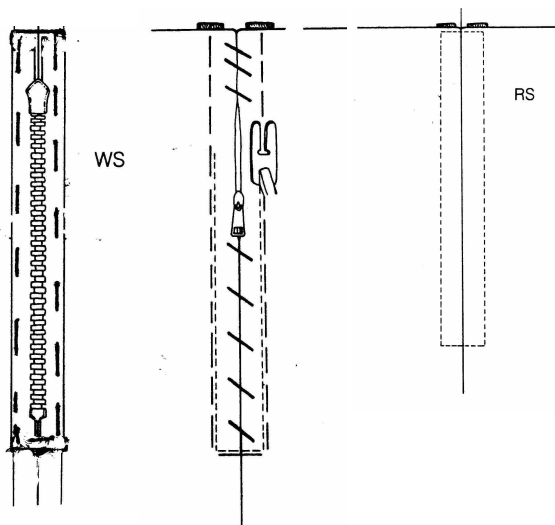
(i)



(ii)

(2 marks)

c. With the help of these diagrams, explain how to insert the zip in the centre back seam.



(i) \_\_\_\_\_

(ii) \_\_\_\_\_

(iii) \_\_\_\_\_

(iv) \_\_\_\_\_

(v) \_\_\_\_\_

(vi) \_\_\_\_\_

(6 marks)

d. Explain, giving a clear diagram, how to put up the hem of the skirt. Name the hem.

**Name of hem** \_\_\_\_\_ (1 mark)



- (i) \_\_\_\_\_
- (ii) \_\_\_\_\_
- (iii) \_\_\_\_\_
- (iv) \_\_\_\_\_

(2, 4 marks)

e. Suggest **two** different ways of fastenings:

(i) the waistband of a skirt.

(1) \_\_\_\_\_ (2) \_\_\_\_\_ (2 marks)

(ii) the back of a dress.

(1) \_\_\_\_\_ (2) \_\_\_\_\_ (2 marks)

f. What influences fashion? Name **two** factors that have a direct effect on fashion.

(i) \_\_\_\_\_ (ii) \_\_\_\_\_ (2 marks)

5a. Name **two** cutting tools and **two** measuring tools. Give the use of each tool.

**Cutting tools**

**Use**

(i) \_\_\_\_\_

(ii) \_\_\_\_\_

(2, 2 marks)

**Sewing tools**

**Use**

(i) \_\_\_\_\_

(ii) \_\_\_\_\_

(2, 2 marks)

b. State the use of these parts of the sewing machine.

(i) thread holder \_\_\_\_\_

(ii) bobbin winder \_\_\_\_\_

(iii) reverse button \_\_\_\_\_

(3 marks)

c. Make a list of **three** things you should do after you stop machining.

(i) \_\_\_\_\_

(ii) \_\_\_\_\_

(iii) \_\_\_\_\_

(3 marks)

d. At home, you need a new sewing machine. Make a list of **five** basic features you should look for when buying a new sewing machine.

(i) \_\_\_\_\_

(ii) \_\_\_\_\_

(iii) \_\_\_\_\_

(iv) \_\_\_\_\_

(v) \_\_\_\_\_

(5 marks)

e. When buying a new sewing machine, which of these factors should a consumer consider as the most important?

(i) The price.

(ii) The after sales service.

(iii) The weight of the machine if it is portable.

Choose the most important. \_\_\_\_\_

Give a reason for your choice.

\_\_\_\_\_

\_\_\_\_\_

(1, 2 marks)