

JUNIOR LYCEUM ANNUAL EXAMINATIONS 2006

Educational Assessment Unit - Education Division

FORM 1


TEXTILES STUDIES

TIME: 1h 30 min

Name: _____

Class: _____

1. This design for a wall hanging was found on a fashion magazine.



a. Where would you use this wall hanging?

_____ (1 mark)

b. The wall hanging has a large pocket and six smaller pockets. It is meant for storing things in it. What would you store in this wall hanging's pockets? Give **two** examples.

(i) _____ (ii) _____ (2 marks)

c. Explain how to make this collage by suggesting:
(*mark these on diagram*)

(i) fabric for background (*one*). (1 mark)

(ii) fabric for design (*eyes, nose, etc.*) (*two*). (2 marks)

(iii) fabric for pockets (*one*). (1 mark)

(iv) embroidery stitches used (*three*). (3 marks)

(v) other decoration (*one*). (1 mark)

d. Make a list of **five** N. W. box tools needed to make this wall hanging.
Give the use of each tool.

Tools	Use
(i) _____	_____
(ii) _____	_____
(iii) _____	_____
(iv) _____	_____
(v) _____	_____

(5, 5 marks)

e. Pressing while sewing is very important. Name **four** tools used for pressing.

(i) _____

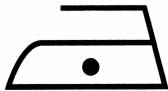

(ii) _____

(iii) _____

(iv) _____

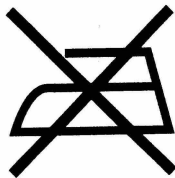
(4 marks)

f. Complete the chart showing ironing symbols.

Symbol	Temperature	Fabric
(i) 	_____	_____
(ii) 	_____	_____

(2, 2 marks)

(iii) What does this symbol mean? Why is it important to follow these instructions when ironing fabric?



Meaning _____

Reason _____

(1, 2 marks)

g. Explain how you would take care of your ironing equipment, so it will last you longer.

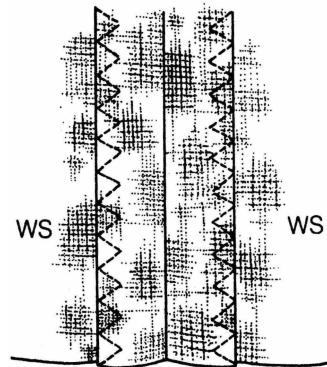
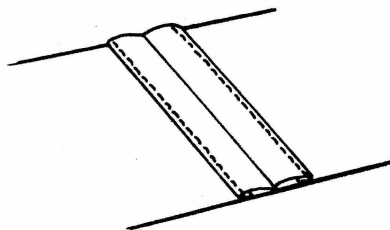
(i) _____

(ii) _____

(iii) _____

(iv) _____ (4 marks)

2a. The following diagrams show **two** methods of neatening a plain seam. Name each seam neatening and suggest a fabric where it can be used.



(i) Name _____

Fabric _____

(ii) Name _____

Fabric _____


(2, 2 marks)

b. Match the sentences for observing safety rules in the textiles workshop.

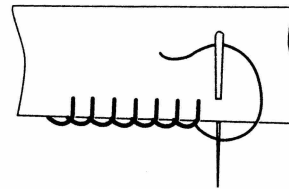
- (i) Always carry sharp tools _____ to protect your clothes.
- (ii) Wear an overall _____ long hair.
- (iii) Wear gloves _____ in the workshop.
- (iv) Tie back _____ with the sharp edge pointing down.
- (v) Never run around _____ to protect your hands.

(5 marks)

3a. Name the following stitches.



Name _____




Name _____

(2 marks)

b. What kind of stitches are these?

_____ (1 mark)


c. Name and draw **three** other types of stitches.



Name: _____



Name: _____



Name: _____

(3, 3 marks)

4a. Yellow is a primary colour.

(i) Name the other **two** primary colours.

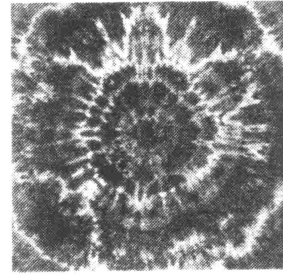
_____ (2 marks)

(ii) Orange is obtained by mixing yellow with _____ (1 mark)

(iii) Orange is a _____ colour. (1 mark)

b. This fabric was tie-dyed. Explain briefly how to tie and dye a piece of fabric.

- (i) _____
- (ii) _____
- (iii) _____
- (iv) _____
- (v) _____



(5 marks)

c. Fabric tie-dyed at home needs to be washed separately (*alone*) not with other clothes. This is because it is not colourfast and may stain other clothes if the colour runs.

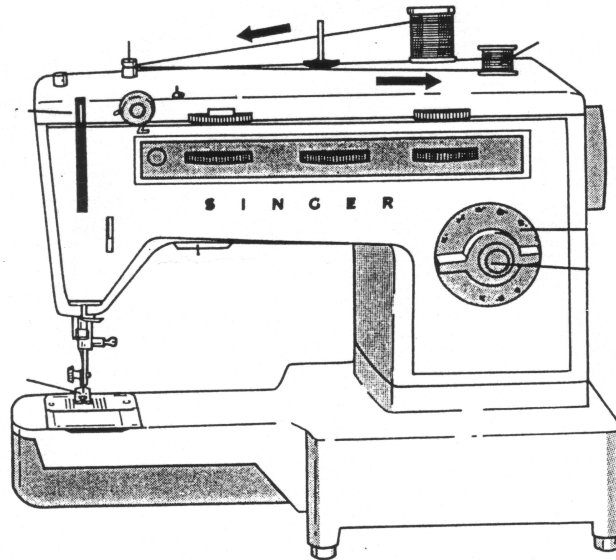
- (i) Describe an experiment to find out if a fabric is colourfast.
- (ii) _____
- (iii) _____
- (iv) _____
- (v) _____

(4 marks)

d. What are natural dyes?

(2 marks)

5a. Name **four** parts of the sewing machine marked with an arrow. State the use of each part.



Name

Use

- | | |
|-------------|-------|
| (i) _____ | _____ |
| (ii) _____ | _____ |
| (iii) _____ | _____ |
| (iv) _____ | _____ |

(4, 4 marks)

b. Using the diagram to help you, explain how to wind the bobbin.

(i) Place a spool of thread on the _____.

(ii) _____

(iii) _____

(3 marks)

c. Suggest **three** factors a consumer should keep in mind when buying a new sewing machine.

(i) _____

(ii) _____

(iii) _____

(3 marks)

6. Using the following information, answer these questions.

<i>Fibre</i>	<i>Approach</i>	<i>In Flame</i>	<i>Out of Flame</i>	<i>Smell</i>	<i>Residue</i>
Wool	Slow to burn	Smoulders	Goes out	Burnt meat	Soft ash
Silk	Slow to burn	Burns slowly	Goes out	Burnt hair	Bulbous ash
Cotton	Catches fire	Burns quickly	Continues	Burning paper	Afterglow and grey ash
Linen	Catches fire	Flares quickly	Continues	Burning paper	Afterglow and a lot of ash

a. Which **two** fibres burn quickly?

_____ (2 marks)

b. Why would wool be suitable for an oven glove?

_____ (1 mark)

c. Cotton and linen are _____ fibres, so they burn like and smell of burning paper. (1 mark)

d. Wool is warm to wear.
Name **two** other properties of wool.

(i) _____ (ii) _____ (2 marks)

e. Name **two** types of clothing that are usually made from wool.

(i) _____ (ii) _____ (2 marks)

f. Name **two** things (*not clothes or oven gloves*) that can be made from wool.

(i) _____ (ii) _____ (2 marks)

g. Wool should be stored clean as it can be attacked by _____ . (1 mark)

h. You have been given a new woollen scarf. How can you wash and dry this scarf to keep it in good condition?

(i) _____

(ii) _____

(iii) _____

(iv) _____

(4 marks)

i. How can wool be recycled?

Name **two** ways.

(i) _____

(ii) _____

(2 marks)