

**JUNIOR LYCEUM ANNUAL EXAMINATIONS 2005**

Educational Assessment Unit - Education Division

**FORM 2**


**TEXTILES STUDIES**

**TIME: 1h 30min**

Name: \_\_\_\_\_

Class: \_\_\_\_\_

1. Natural fibres are obtained mainly from animals and plants.  
a. Name the source of the fibre in the diagram.



Source:- \_\_\_\_\_

(1 mark)

- b. Which fibre is produced by this animal?

Fibre: \_\_\_\_\_

(1 mark)

- c. Write **five** sentences explaining how this fibre is made. (*Use the diagrams to help you*)

(i) \_\_\_\_\_

(ii) \_\_\_\_\_

(iii) \_\_\_\_\_

(iv) \_\_\_\_\_

(v) \_\_\_\_\_ (5 marks)

- d. Make a list of **four** items of clothing or accessories that are usually made from this fibre.

(i) \_\_\_\_\_ (ii) \_\_\_\_\_

(iii) \_\_\_\_\_ (iv) \_\_\_\_\_ (4 marks)

- e. This label was attached to an item of clothing. What does this label mean?



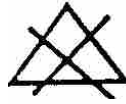
\_\_\_\_\_

(1 mark)

f. These symbols explain how an item made from this fibre is washed. Explain each symbol.



(i) \_\_\_\_\_



(ii) \_\_\_\_\_



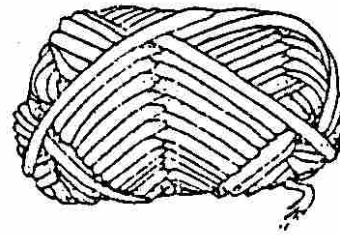
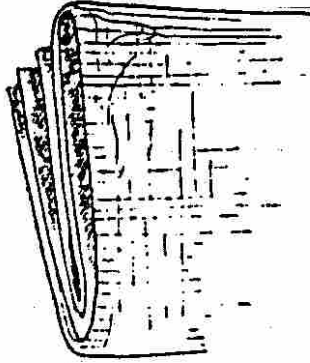
(iii) \_\_\_\_\_



(iv) \_\_\_\_\_

(4 marks)


2a. Fabric is made from yarns, and yarns are made from fibres. Write each word in its proper place beneath the diagram.



\_\_\_\_\_ (3 marks)

b. The diagram shows one method of making fabric.

(i) Name this method. \_\_\_\_\_ (1 mark)



(ii) Name **one** other method of making fabric.  
\_\_\_\_\_ (1 mark)

c. Write **four** short sentences about **one** of these methods of making fabric.

**Method** \_\_\_\_\_

**Four Sentences**

(i) \_\_\_\_\_

(ii) \_\_\_\_\_

(iii) \_\_\_\_\_

(iv) \_\_\_\_\_ (4 marks)


d. Complete this crossword about fibres and fabrics.

**Clues Across**

1. This method produces a fabric with no grain.
2. A fabric weave also known as hopsack weave.
3. A fibre obtained from sheep.
4. This firm edge is formed down each edge of the material and does not fray.

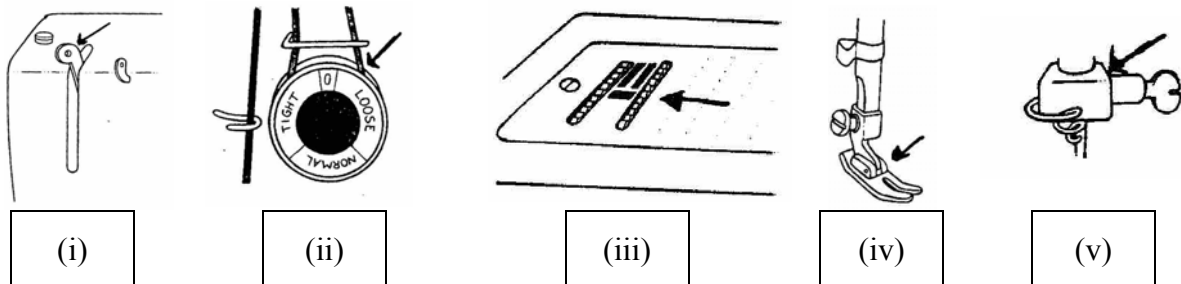
**Clues Down**

5. A vegetable fibre.
6. Knitted fabric will do this.
7. Another word for thread.
8. The horizontal thread in a piece of woven fabric.



(4, 4 marks)

3a. Name the parts of the sewing machine in the diagrams. Give the use of each part.



**Parts**

**Use**

- (i) \_\_\_\_\_
- (ii) \_\_\_\_\_
- (iii) \_\_\_\_\_
- (iv) \_\_\_\_\_
- (v) \_\_\_\_\_

- \_\_\_\_\_
- \_\_\_\_\_
- \_\_\_\_\_
- \_\_\_\_\_
- \_\_\_\_\_

(5, 5 marks)

b. What should you do in the following situations?

You are using your sewing machine and:

(Give **one** remedy in each case)

(i) The thread breaks.

(ii) You keep getting looped stitches.

(1, 1 marks)

c. An iron should be cared for if it is to be kept in good condition.

Give **four** rules about the care of an iron.

(i) \_\_\_\_\_

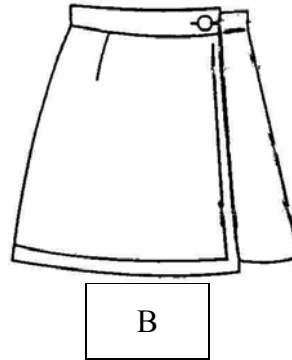
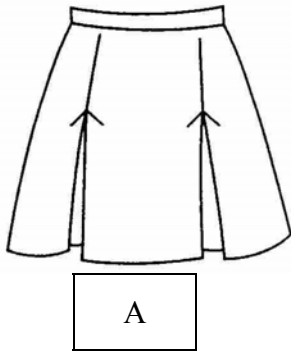
(ii) \_\_\_\_\_

(iii) \_\_\_\_\_

(iv) \_\_\_\_\_

(4 marks)

4a. Describe the fashion features of these two skirts.



\_\_\_\_\_  
\_\_\_\_\_

\_\_\_\_\_  
\_\_\_\_\_

(2, 2 marks)

b. Name **three** measurements needed to make a skirt.

(i) \_\_\_\_\_ (ii) \_\_\_\_\_ (iii) \_\_\_\_\_  
(3 marks)

c. Suggest a suitable fabric for **one** of the skirts.

Skirt

Fabric \_\_\_\_\_ (1 mark)

d. Name **two** important properties of this fabric.

Properties (i) \_\_\_\_\_  
(ii) \_\_\_\_\_ (2 marks)

e. State the amount of fabric required to make this skirt.

\_\_\_\_\_ (1 mark)

f. Name **two** sewing notions needed to make the skirt.

(i) \_\_\_\_\_ (ii) \_\_\_\_\_  
(2 marks)

g. With notes and diagrams, explain how to stitch the side seams of the skirt.

**Diagrams**

**Method**

(i) \_\_\_\_\_  
(ii) \_\_\_\_\_  
(iii) \_\_\_\_\_  
(iv) \_\_\_\_\_  
(v) \_\_\_\_\_

(2, 5 marks)

h. Write the order of work of making up the skirt. The first one has been done for you.

(i) Mark pattern markings onto fabric.

(ii) \_\_\_\_\_  
(iii) \_\_\_\_\_  
(iv) \_\_\_\_\_  
(v) \_\_\_\_\_  
(vi) \_\_\_\_\_  
(vii) \_\_\_\_\_  
(viii) \_\_\_\_\_

(7 marks)

i. Name and draw **two** other types of skirts fashionable this year.

(i) **Name** \_\_\_\_\_ (ii) **Name** \_\_\_\_\_  
**Draw** \_\_\_\_\_ **Draw** \_\_\_\_\_

(2, 2 marks)

j. List **three** factors a consumer should consider when buying ready made skirts or clothes.

(i) \_\_\_\_\_  
(ii) \_\_\_\_\_  
(iii) \_\_\_\_\_

(3 marks)

- k. You have just been given a piece of fabric to make a skirt. Describe how to carry out an experiment to find out if the fabric is absorbent.

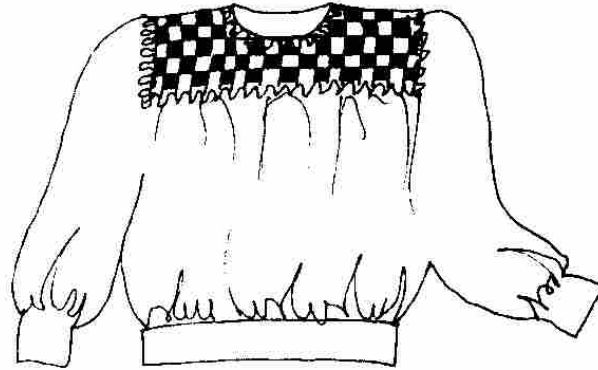
**Absorbency Test  
Diagram**

**Test**

- (i) \_\_\_\_\_  
 (ii) \_\_\_\_\_  
 (iii) \_\_\_\_\_  
 (iv) \_\_\_\_\_

(2, 4 marks)

5. This top is decorated with woven ribbons.



- a. Suggest **three** items that can be decorated in this way. (*items can be garments, household articles or accessories*).

Draw each item.

**Item**

**Draw**

(i) \_\_\_\_\_

(ii) \_\_\_\_\_

(iii) \_\_\_\_\_

(3, 3 marks)

- b. Name **two** things (*threads*) that can be used instead of ribbon to make these projects.

(i) \_\_\_\_\_ (ii) \_\_\_\_\_ (2 marks)

- c. List **three** small tools required to make these projects.

(i) \_\_\_\_\_ (ii) \_\_\_\_\_ (iii) \_\_\_\_\_ (3 marks)