

JUNIOR LYCEUM ANNUAL EXAMINATIONS 2004
Educational Assessment Unit - Education Division

FORM 5

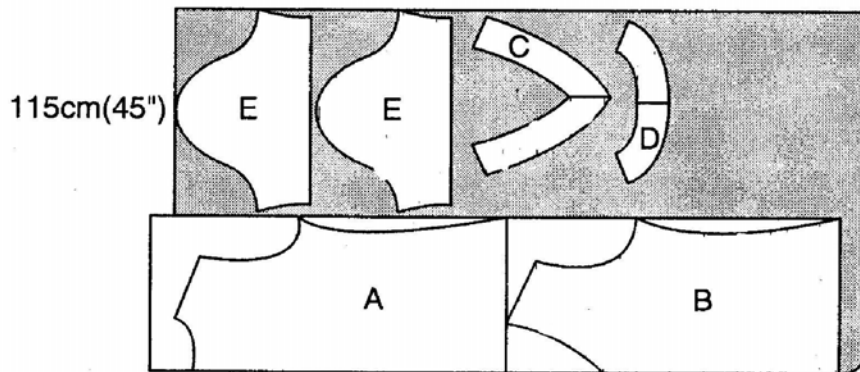
TEXTILES STUDIES

TIME: 1hr 45mins

Name: _____

Class: _____

1. This is the layout of a top.



a. On the diagram label the fold and selvedges. (1, 1 marks)

b. Name each pattern piece.

A _____	D _____
B _____	E _____
C _____	

(5 marks)

c. This fabric is 115 cm wide. List **two** other common widths of fabric.

(i) _____ (ii) _____

(1, 1 marks)

d. Give the meaning of these pattern markings found on the pattern.

Meaning

(i)	_____
(ii)	_____
(iii)	_____
(iv)	_____

(4 marks)

e. On the diagram above, shade the parts that would require interfacing.

(2 marks)

f. Draw the finished top. Include back and front views.

Front

Back

(1, 1 marks)

g. Using the same pattern, design a new top with **two** different fashion features.
Name each fashion feature .

New Top with two different features

Front

Back

(2, 2 marks)

h. With notes and diagrams, describe how you would insert the sleeve into the armhole.

Diagram

Method

- _____
- _____
- _____
- _____
- _____

(3, 5 marks)

i. In the space provided, show how you would shorten this pattern if it is too long.


- draw back and front pattern pieces.
- label each diagram explaining briefly how the alteration should be carried out.

(2, 2 marks)

2a. You are planning to make a set of **three** decorated and co-ordinated (*matching*) items for a kitchen. Sketch your ideas, showing style features.

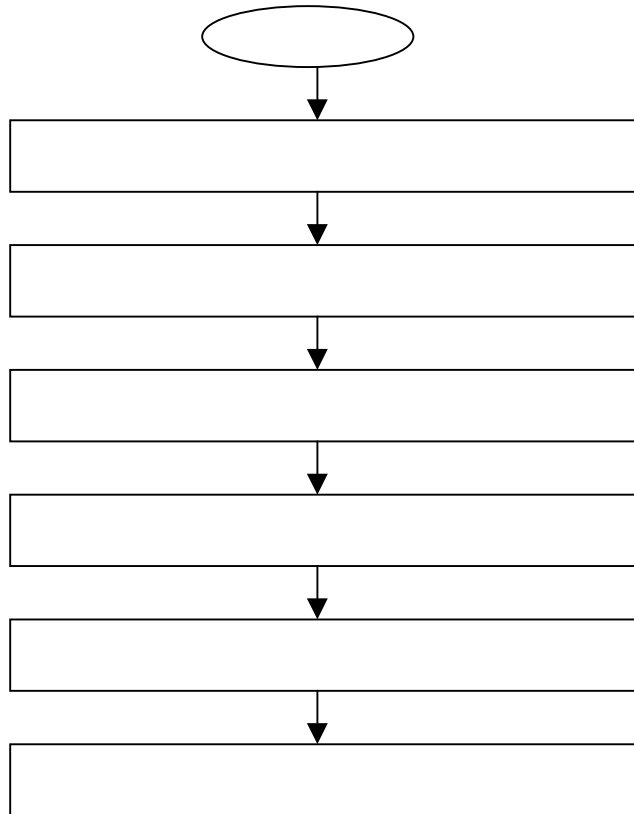
(3, 3 marks)

b. Draw an enlarged detail of your chosen decoration, labelling with
(i) **five** decorative stitches
(ii) **three** colours



(3, 5, 3 marks)

c. Complete the chart below to show how you would make up your decoration.



(6 marks)

d. Specify a suitable fabric for the kitchen items, taking into consideration the conditions in which it is to be used.

Fabric _____ (1 mark)

e. Fabrics can be given finishes to improve their performance. List **two** different finishes which could be applied to the fabric in question (d) to improve its performance in the kitchen.

Fabric finish (i) _____
(ii) _____ (1, 1 marks)

f. Choose **one** of these finishes and explain the advantage of this finish.

Finish _____
Advantage _____ (1, 1 marks)

g. Describe any test (*experiment*) to find out **one** property of your fabric. Draw a diagram to support your answer.

Name of test _____ (1 mark)

Diagram

Method

- (i) _____
- (ii) _____
- (iii) _____
- (iv) _____

(2, 4 marks)


h. How would you wash these kitchen items, keeping in mind the fabric suggested in question (d)?

- (i) _____
- (ii) _____
- (iii) _____
- (iv) _____

(4 marks)

- i. To make the kitchen items, you will be using a sewing machine. Design a poster to be used in your Textiles Studies class, showing the proper use of the sewing machine. Include **four** important points, which should be labelled on the poster.
ex. use a proper size needle.

Design
your
poster
here →



(3, 4 marks)

- j. State the use of these parts of the sewing machine.

- (i) tension disc _____
(ii) free arm _____
(iii) thread take-up lever _____
(iv) thread guides _____

(4 marks)

- k. These kitchen items can be bought ready made from shops. List **four** points that you should keep in mind to make a good consumer choice when shopping for kitchen items.

- (i) _____
(ii) _____
(iii) _____
(iv) _____

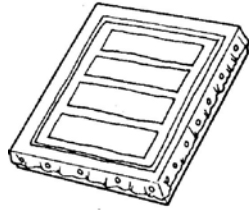
(4 marks)

3. Study the following diagrams to help you answer these questions.

Batik is an ancient (*old*) method of colouring fabric.

a. What is used to make Batik?

_____ (1 mark)

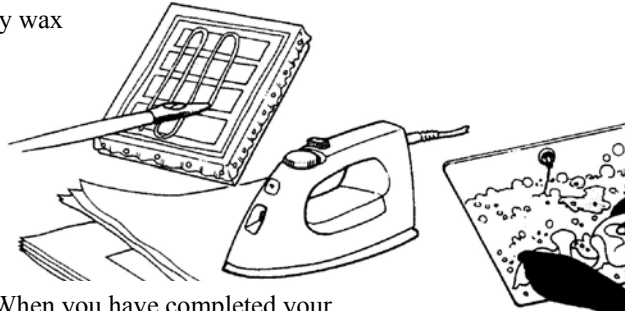


1. The fabric must be stretched over a frame so that it is not in contact with the surface of the table.



3. When the wax has cooled take the batik off the frame and put the fabric into dye.

2. Apply wax



4. When you have completed your design iron the batik between sheets of absorbent paper

5. Finally wash your batik.

b. Make a list of **five** other things needed to make Batik.

Use the diagrams to help you.

(i) _____ (ii) _____ (iii) _____

(iv) _____ (v) _____ (5 marks)

c. Name **two** garments or accessories that can be coloured with Batik.

(i) _____ (ii) _____ (2 marks)

d. Name **one** other method of colouring fabric.

(1 mark)

e. Suggest a suitable fabric that can be coloured with the Batik method. Give a reason for your choice.

Fabric _____

Reason _____

(1, 1 marks)

f. List **two** safety rules to be observed when doing Batik to protect yourself and surfaces from harmful substances.

(i) _____

(ii) _____

(2 marks)