

JUNIOR LYCEUM ANNUAL EXAMINATIONS 2003
Educational Assessment Unit - Education Division

FORM 1


TEXTILES STUDIES

TIME: 1hr 30mins

Name: _____

Class: _____

1. Look at this picture of a bedroom, and answer the following:




a. List **three** items made from fabric found in the room. Name **one** important property of each item. (*An example has been done for you.*)

- | | | |
|-------------|--------|---|
| (i) Curtain | —————> | <u>insulating</u> (<i>keeps out the cold</i>) |
| (ii) _____ | —————> | _____ |
| (iii) _____ | —————> | _____ |
| (iv) _____ | —————> | _____ |

(3, 3 marks)

b. This room is going to be used as a bedroom and playroom by a small child. Using this sketch of an elephant, create a wall-hanging to replace (*change*) the old pictures above the bed.



On the design:

- (i) Fill in **five** different embroidery stitches you would use to work this design. (5 marks)
- (ii) Name each stitch used. (5 marks)
- (iii) Suggest a fabric suitable for the background and **two** fabrics for the design. (1, 2 marks)
- (iv) Name the colours (a) of the background.
(b) of the fabrics. (1, 2 marks)
- (v) List **two** things you can add to the design to make it more interesting.
_____ (2 marks)

c. Show by sketching on the picture in question 1a how the same design (*elephant*) can be used to decorate the bedspread / quilt cover. (3 marks)

d. The same elephant was made into a soft toy for the child. The fabric used was flannelette (*brushed cotton*).

- (i) Name **two** properties of this fabric.
(a) _____ (b) _____ (2 marks)

- (ii) Make a list of materials needed to make the soft toy.
(a) flannelette fabric (b) _____ (c) _____ (2 marks)

(iii) Which seam would you use to sew the soft toy?
Name of seam _____ (1 mark)

(iv) Explain, with the help of diagrams, how to work this seam.

_____ (2, 3 marks)

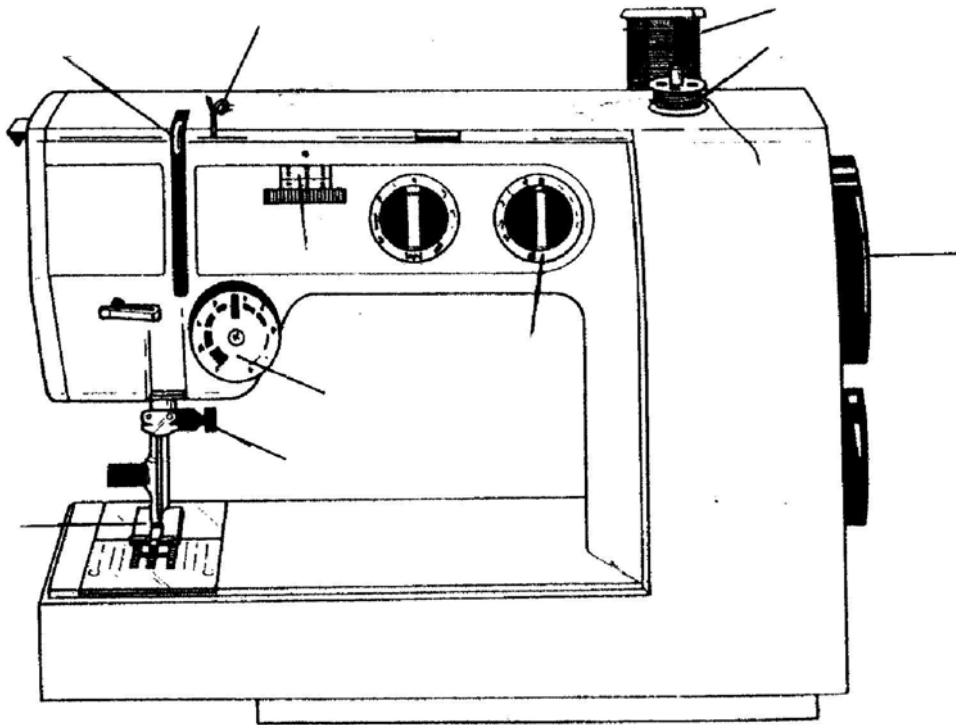
- (v) How would you wash and dry this soft toy when it is dirty?
➤ _____
➤ _____
➤ _____ (3 marks)

(vi) Number the order of making up the soft toy. (*The first one has been done for you.*)

- | | |
|---|--|
| | Machine front body to back body leaving a gap (<i>opening</i>) for stuffing. |
| | Attach eyes in place. |
| | Attach ears to head. |
| 1 | Cut out fabric. |
| | Tack pieces (<i>front and back</i>) |
| | Stuff toy and sew up opening. |

(5 marks)

2. (a) Name **five** parts of the sewing machine in the diagram.



(5 marks)

(b) On the same diagram thread the sewing machine, using a coloured pen. (5 marks)

(c) Write **five** points about the care of a sewing machine.

- (i) _____
- (ii) _____
- (iii) _____
- (iv) _____
- (v) _____

(5 marks)

(d) List **five** important tools found in the Needlework box.
Give the use of each tool.

Tool	Use
(i) _____	_____
(ii) _____	_____
(iii) _____	_____
(iv) _____	_____
(v) _____	_____ (5, 5 marks)

(e) Temporary stitches are removed after machining.
Permanent stitches are l_____ on the garment. (1 mark)
Name and draw **two** temporary and **two** permanent stitches.

Name	Draw
Temporary	
(i) _____	
(ii) _____	
Permanent	
(i) _____	
(ii) _____	(4, 4 marks)

3. Blue jeans should be washed separately (*alone*) not with other clothes. This is because they are not colourfast and may stain if the colour runs.

a. Describe an experiment to find out if a fabric is colourfast.

- _____
- _____
- _____
- _____ (4 marks)

b. Suggest **three** factors a consumer should keep in mind when buying clothes.

- (i) _____
- (ii) _____
- (iii) _____ (3 marks)

c. Name **two** fasteners commonly used on jeans.

- (i) _____ (ii) _____ (2 marks)

d. Blue is a primary colour.

(i) Name the other **two** primary colours.

➤ _____ ➤ _____ (2 marks)

(ii) Green is obtained by mixing blue with _____ . (1 mark)

(iii) Green is a _____ colour. (1 mark)

(iv) Name **two** natural dyes that can be used to colour fabrics.

➤ _____ ➤ _____ (2 marks)

4. a. Sketch a woollen winter top (*front and back*) to be worn with a pair of blue jeans.

Front	Back

(2 marks)

b. Give the iron temperature and symbol for ironing wool.

	Temp.	Symbol		
Wool	<table border="1"><tr><td> </td></tr></table>	 	<table border="1"><tr><td> </td></tr></table>	

(1, 1 marks)

c. Wool is a natural fibre.
Name **two** other natural fibres.

(i) _____ (ii) _____ (2 marks)