

JUNIOR LYCEUMS ANNUAL EXAMINATIONS 2001
Educational Assessment Unit - Education Division

FORM 1


NEEDLECRAFT

TIME: 1HR 30MINS

Name: _____

Class: _____

1.




black and white fur fabric

This penguin scene was created from fabrics and embroidery stitches. It is used as a cot cover for a two year old child.

- a. Label the scene (*an example has been done for you*) clearly indicating (*showing*)
- (i) different types of fabrics used (**three**) (3 marks)
 - (ii) colours used (1) for background (**one**) (1 mark)
(2) for scene (*penguins, igloo, fish etc.*) (*use at least four colours*) (2 marks)
 - (iii) embroidery stitches used (**five**) (5 marks)
 - (iv) **one** other technique used (1 mark)

- b. Using the fish pattern in the drawing, design a cushion cover to be used in this child's room. (You can use part of the fish, the whole fish or repeat the fish more than once to create an all over pattern or border design.)



(3 marks)

- c. What decorative technique (*method*) would you use to make this design? (*Do not use embroidery stitches*)

Technique _____ (1 mark)


- d. Suggest **two** other items (*not a soft toy*) that can be used in a children's room, where part of this design (*ex. the penguins*) can be used.

Items (i) _____ (ii) _____ (2 marks)

- e. This is the seam used to sew the sides of the cushion.

(i) Name the seam.

_____ (1 mark)



(ii) Explain how you would work the seam

(i) _____

(ii) _____

(iii) _____

(iv) _____

(v) _____

(5 marks)

- f. Suggest **two** types of fasteners suitable for closing and opening the cushion cover.

Fasteners (i) _____ (ii) _____ (2 marks)

Which **one** would you prefer? Give a reason for your answer.

Fastener _____

Reason _____ (1 mark)

g. How would you make sure that both the cot and cushion covers are washable?

(i) _____

(ii) _____ (2 marks)

h. An ironing board is necessary to iron these items. How would you make sure that this board is kept clean?

_____ (1 mark)

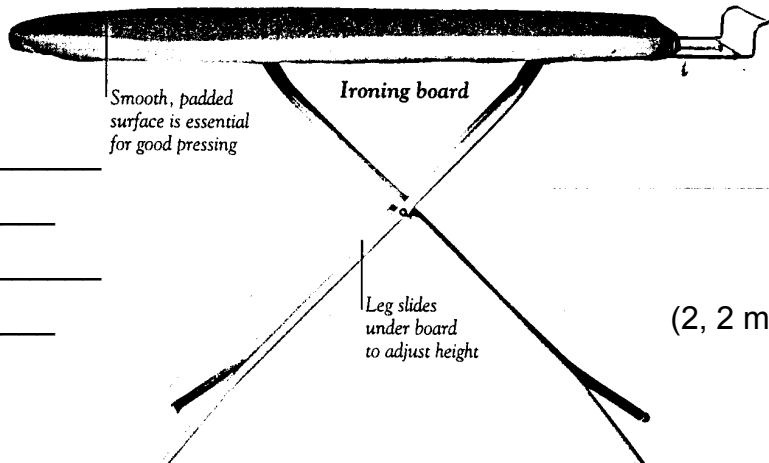
i. Name **two** other pressing tools and state their use.

(i) **Name** _____

Use _____

(ii) **Name** _____

Use _____



(2, 2 marks)

j. Give the meaning of the following symbols found on labels.

	Temp.	Fabric

(2, 2 marks)



What does this symbol mean? Why do you think fabric should be treated in this way?

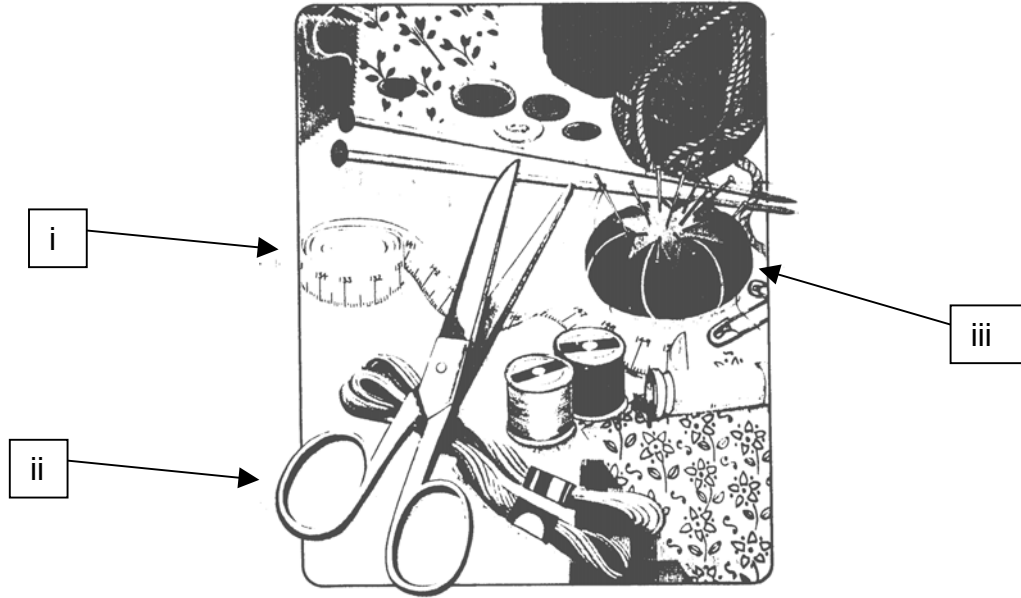
Meaning _____

(1 mark)

Reason _____

(1 mark)

2. a. Name the equipment marked with an arrow and state the use of each.



(i) Name _____ (ii) Name _____ (iii) Name _____
 Use _____ Use _____ Use _____ (3, 3 marks)

b. Name **two** other haberdashery items found in the picture.

(i) _____ (ii) _____ (2 marks)

c. Needlework boxes are expensive to buy. Suggest **two** things which can be recycled (*turned and made*) into a Needlework box. These should be things which you would usually throw away.

Ex. A small shoe box – covered with scraps of left over fabric.

Items suggested (i) _____
 (ii) _____ (2 marks)

3. Using the data (*information*) given below, answer the following questions.

Fibre	Abrasion resistance	Absorbency	Elasticity	Strength
Linen	●●●	●●●	●	●●●
Wool	●●	●●●●	●●●●	●

a. Suggest **two** reasons why linen is considered an ideal fabric for tablecloths.

(i) _____
 (ii) _____ (2 marks)

- b. Why should wool be washed very carefully?
 (i) _____
 (ii) _____ (2 marks)

- c. Why is wool especially suitable for undervests? (*type of under garment*)
 (i) _____ (1 mark)

- d. Linen and wool are both natural fibres. Name the source (*origin*) of each fibre.
Source

Linen _____

Wool _____ (2 marks)

- e. One of these fibres burns easily. Which fibre?
 _____ (1 mark)

- f. Draw a simple labelled diagram showing how to carry out a flammability *burning* test. Include important equipment used and method. Label all equipment on the diagram.

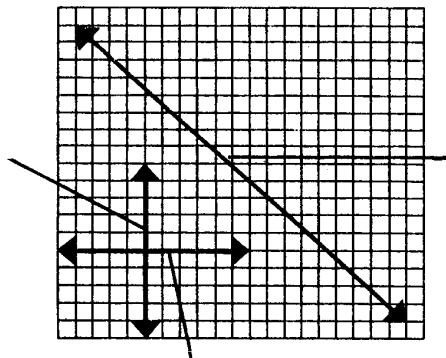
Diagram and Equipment

(2, 5 marks)

- Method** (i) _____
 (ii) _____ (2 marks)

- g. List **three** safety rules you should follow when carrying out (*conducting*) flammability tests.
 (i) _____
 (ii) _____
 (iii) _____ (3 marks)

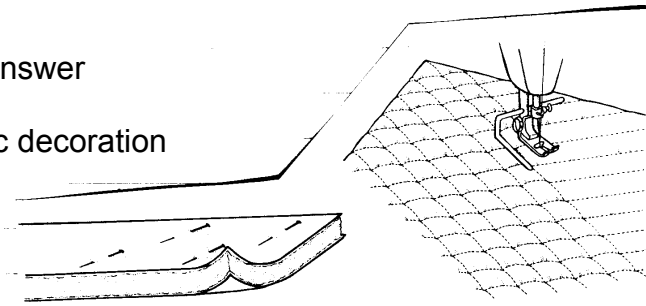
- h. On the diagram mark:
 (i) the warp thread
 (ii) the weft thread
 (iii) the bias



(3 marks)

4. Look at these diagrams and answer the following questions.

a. Name this method of fabric decoration



(1 mark)

b. Give **one** important property of this kind of fabric.

Property _____

(1 mark)

c. Describe how the method is carried out.

Method

(i) _____

(ii) _____

(iii) _____

(iv) _____ (4 marks)

d. Name **one** garment and **one** household article that can be made from this type of fabric.

Garment _____

Household article _____

(2 marks)

5. Fashion is all about wearing the clothes that make you feel good.

a. What influences you when buying clothes for yourself?

(i) _____

(ii) _____ (2 marks)

b. Name **two** important things to keep in mind when buying clothes for yourself.

(i) _____

(ii) _____ (2 marks)

6. **Permanent stitches** can be worked by hand or machine, and are divided into three groups:

Joining, Neatening and Decorative.

Name and draw **two** Joining stitches and **two** Neatening stitches.

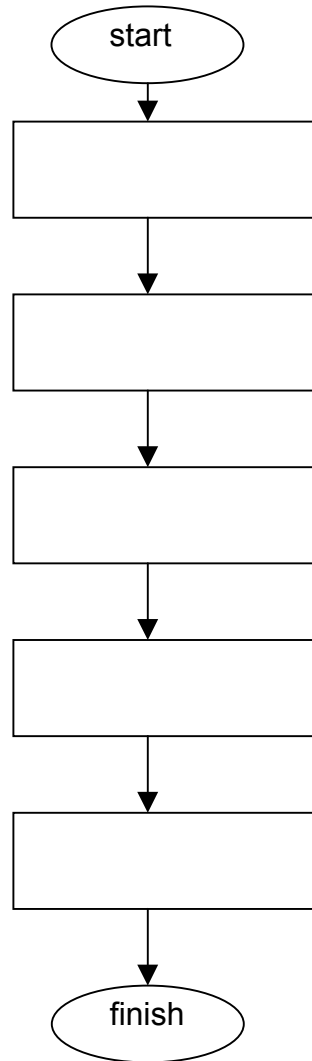

	Name	Draw
Joining	(i) _____	
	(ii) _____	

Neatening	(i) _____	
	(ii) _____	

(4, 4 marks)

7. This penguin from the scene in question 1 was made into a flat soft toy.

a. Describe the steps to follow when making up the soft toy.



(5 marks)

b. Safety in a toy depends not only on it being well made but on it being suitable to the child's age and size. Suggest **two** ways in which you can recognize a dangerous toy.

(i) _____

(ii) _____

(2 marks)