

JUNIOR LYCEUMS FINAL EXAMINATIONS 2000

Educational Assessment Unit - Education Division

FORM 5

NEEDLECRAFT

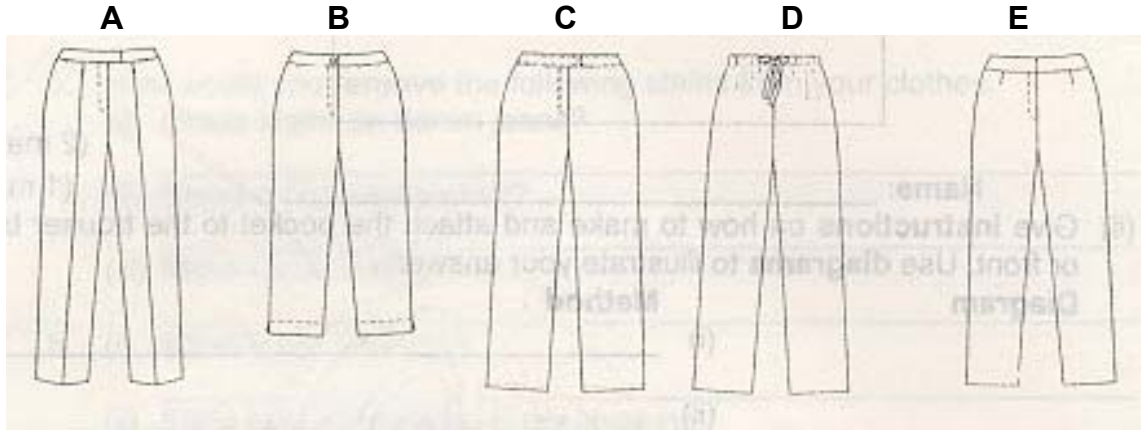
TIME: 1h 45min

Name: _____

Class: _____

Trousers are an important item in a girl's wardrobe.

1. Examine these sketches.



a. Name **two** differences in the styles.

(i) _____ (ii) _____ (2 marks)

b. Give **one** reason why style **D** is easier to sew.

Reason: _____ (1 mark)

c. Style **A** has been creased with an iron to give it a tailor made look. Name **one** fabric suitable for holding creases permanently.

(i) Fabric _____ (1 mark)

(ii) Justify your choice _____ (1 mark)

(iii) Name a finish applied to fabrics to give permanent creases/pleating.
_____ (1 mark)

d. Style **B** is a casual trousers which is worn everyday and needs frequent washing. Describe how to carry out an experiment to find out if the fabric is **colourfast when washed**.

Equipment

Method

(i) _____

(i) _____

(ii) _____

(ii) _____

(iii) _____

(iii) _____

(iv) _____

(iv) _____

(v) _____ (2,5 marks)

e. Describe how to turn up the **hem** of a pair of trousers. Use diagrams to support your answer.

Diagrams

Method

(i) _____

(ii) _____

(iii) _____


(2,3 marks)

f. Choose **one** style from the above trousers.

Style _____

(i) **Draw one** type of pocket suitable for this style. **Name** the pocket.

Draw



(2 marks)

Name: _____

(1 mark)

(i) Give **instructions** on how to make and attach the pocket to the trouser back or front. Use **diagrams** to illustrate your answer.

Diagram

Method

(i)

(ii)

(iii)

(iv)

(1,4 marks)

2. The sketches show a toddler's pinafore.



a) (i) **Name** the method of **disposing of fullness** in the sketch.

(1 mark)

(ii) How would you adjust the sewing machine for this method.

•

•

(2 marks)

(iii) Name **one** other method of disposing of fullness.

(1 mark)

b. Give **one** reason why the pinafore has buttons at the back.

Reason: _____ (1 mark)

c. This pinafore was bought from a shop. **Draw** the label that should be attached to the garment.

The label should indicate:

Fibre:

- (i) **Fibre content** Washing Machine Hand
- (ii) **Washing instructions**
- (iii) **Drying** Drying Ironing
- (iv) **Ironing**

(4 marks)

d. If the pinafore you buy shrinks after washing, what would you, as a consumer, do to protect your rights?

List **two** actions you could take to solve this problem.


- (i) _____
- (ii) _____ (2 marks)

3. Manufacturers of children’s toys have to make sure that toys are safe.

a. Name **two** ways of advertising products.

- (i) _____
- (ii) _____ (2 marks)

b.



The picture shows a child pulling the eye of a soft toy.

Explain **why** this toy is not safe for this two year old child.

Reason: _____

(2 marks)

c. Name **two** factors that make soft toys safe for babies and small children.

- (i) _____
- (ii) _____ (2 marks)

d. Suggest a **fabric** suitable to make a soft toy for a two year old.

Fabric: _____ (1 mark)

e. Give **two essential** (*important*) properties of this fabric.

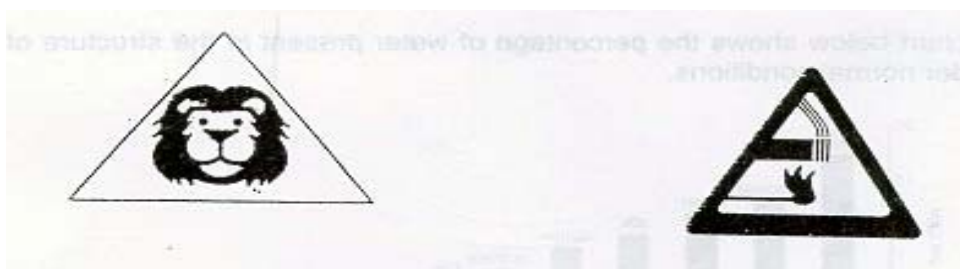
- (i) _____
- (ii) _____ (2 marks)


f. How can you take action against misleading advertising?

- (i) _____
- (ii) _____ (2 marks)

4. Labelling helps a customer to make decisions about products when shopping.

Choose three labels and answer the following questions:





- a. (i) What is the name of this symbol? _____
- (ii) Where would you expect to find it? _____
- (iii) How was it helpful? _____
- b. (i) What is the name of this symbol? _____
- (ii) Where would you expect to find it? _____
- (iii) How was it helpful? _____

(3,3,3 marks)

5. Many carpets are made from a combination of fibres. Explain why:


a. 80% wool and 20% nylon would be a good choice of carpet for a living room.

- (i) _____
- (ii) _____ (2 marks)

b. 70% polypropylene and 30% polyester would be a good choice of carpet for a kitchen.

- (i) _____
- (ii) _____ (2 marks)

6. The bar chart below shows the percentage of water present in the structure of textile fibres under normal conditions.



a. Name the **least absorbent** fibre.

(1 mark)

b. Name **two** fabrics that would drip-dry quickly.

(i) _____ (ii) _____ (2 marks)

c. Which **fibre** absorbs the most water?
What **percentage** has it here?

Fibre _____ **Percentage** _____ (2 marks)

d. Name **three** fabrics which would take a long time to dry.

(i) _____
(ii) _____
(iii) _____ (3 marks)

e. Suggest a **blend** (*made up of two fibres*) for a knitted jersey. The jersey needs to be warm and not very absorbent.

Fibres	Percentage	
(i) _____	(i) _____	(2 marks)
(ii) _____	(ii) _____	

7. a. How would you **remove** the following stains from your clothes.

(i) Grass stains on denim jeans?
_____ (2 marks)

(ii) Blood on a handkerchief?
_____ (2 marks)

(iii) Make-up on a shirt?
_____ (2 marks)

b. (i) What is dry cleaning?
_____ (2 marks)

(iii) State **two** advantages of dry cleaning.

- _____
- _____ (2 marks)

8. A fabric collage is the creation of a design from fabric and thread, stuck or sewn down onto a backing fabric.

The design shown below is suitable for a wall hanging.



- a. Suggest a suitable room for it.
Give **one** reason

Room: _____

Reason: _____ (2 marks)

- b. Name **two** methods that can be used to work the design.

Methods: (i) _____

(ii) _____ (2 marks)

- c. List the **equipment** needed to make up the fabric collage. Explain the use of each.

Equipment	Use
(i) _____	(i) _____
(ii) _____	(ii) _____
(iii) _____	(iii) _____
(iv) _____	(iv) _____ (2,4 marks)

- d. Suggest a **colour** scheme suitable to make up the **Wall hanging** (*Do not use more than **four** colours*).

(i) _____ (ii) _____ (iii) _____ (iv) _____ (2 marks)

- e. The choice of fabric is very important when making a fabric collage.
List **two** properties which make the fabrics chosen suitable for a fabric collage.

(i) _____

(ii) _____ (2 marks)

- f. **Sketch** and **name two** embroidery stitches.

Sketch

Name

(i) _____

(ii) _____ (1,2 marks)

- g. How is the fabric collage **finished** (completed) when the stitching is complete?

_____ (1 mark)

- h. Why is designing your own picture better than buying a kit?

_____ (1 mark)