



Coimisiún na Scrúduithe Stáit
SCRÚDÚ NA hARDTEISTIMÉIREACHTA, 2011

SCRÍOBH DO SCRÚDUIMHIR ANSEO 

CEOL – GNÁTHLEIBHÉAL
CUMADÓIREACTH (100 marc)
DÉARDAOIN 23 MEITHEAMH – TRÁTHNÓNA 3.15–4.45

STAMPA AN IONAIID

DON SCRÚDAITHEOIR

Móriomlán
na marcanna

CEIST	MARC		
1			
2			
3			
4			
5			
6			
IOM			
GRÁD			

TREORACHA D'IARRTHÓIRÍ

- Scríobh do scrúduimhir, mar a iarrtar, sa bhosca thuas.*
- Freagair na ceisteanna sna spásanna atá ann dóibh sa fhreagarleabhar seo.*
- Is féidir na spásanna i lár agus i ndeireadh an fhreagarleabhair a úsáid do shracobair.*

1. Iomlán na n-iomlán bun leathanaigh	
2. Móriomlán na gceisteanna dícheadaithe uile	
3. An marc iomlán a bronnadh (1 lúide 2)	

LEATHANACH BÁN

ROINN A – CUMADÓIREACHT SÉISE (40 marc)


GAN ACH CEIST AMHÁIN a fhreagairt sa roinn seo: C1 nó C2 nó C3. Tabhair faoi deara go bhfuil dhá roinn i gC1 agus i gC3.

C.1 LEANÚINT D’OSCAILT A THUGTAR

I gcás (a) agus (b) araon,


- Lean ar aghaidh leis an oscailt a thugtar chun séis ocht mbarra a dhéanamh, ag críochnú ar an ngléasnóta, is é sin, dó.
- Cuir comharthaí mírithe agus mothúchán cuí leis an tséis.
- Roghnaigh uirlis oiriúnach do gach ceann de na séiseanna atá agat as an liosta a thugtar.

(a) fliúit óbó trumpa veidhlín



AGUS

(b) cláirnéid veidhlín fliúit trumpa



C.2 CEOL A CHUR LE TÉACS A THUGTAR

Seo a leanas sliocht as *Cois na Farraiige* le Mícheál Ó Donncha.

Tá an lá go haoibhinn

Níl scamall sa spéir

Don trá is don taoide

Brostaímis go léir.

- Cuireadh rithim leis an dá líne thosaigh. Cum rithim a d'oirfeadh do na focail eile.

Tá an lá go haoibh - inn

Níl sca - mall sa spéir

Don trá is don taoi - de

Bros - taí - mis go léir.

- Ag úsáid na rithime seo, cum séis ocht mbarra, a thosaíonn mar a thaispeántar agus a chríochnaíonn ar an ngléasnóta, is é sin, dó.

- Cuir comharthaí mírithé agus mothúchán cuí leis an tséis.

Tá an lá go haoibh - inn

C.3 CUMADÓIREACHT DO RITHIM NÓ DO MHEADARACHT NÓ D'FHOIRM DAMHSA A THUGTAR

Freagair (a) agus (b).

(a) Déan staidéar ar oscailt na ríle seo.

- Comhlánaigh an chéad mhír.
- Cum mír a fhreagraíonn di, a chríochnaíonn ar an ngléasnóta, is é sin, dó.
- Cuir comharthaí mírthe agus mothúchán cuí leis an tséis.
- Roghnaigh uirlis oiriúnach don tséis agatsa as an liosta seo a leanas:

cláirnéid fliúit veidhlín fliúit Shasanach fhorshéise

Allegro

The first staff of music is in G major (one sharp) and 4/4 time. It begins with a treble clef and a key signature of one sharp. The melody starts on G4, moves up to A4, B4, C5, D5, then down to C5, B4, A4, G4. This is followed by a series of eighth notes: G4, A4, B4, C5, D5, C5, B4, A4, G4. The second staff is empty.

AGUS

(b) Déan staidéar ar oscailt na minite seo.

- Comhlánaigh an chéad mhír.
- Cum mír a fhreagraíonn di, ag críochnú ar an ngléasnóta, is é sin, dó.
- Cuir comharthaí mírthe agus mothúchán cuí leis an tséis.
- Roghnaigh uirlis oiriúnach don tséis agatsa as an liosta seo a leanas:

óbó fliúit Shasanach fhorshéise fliúit veidhlín

Moderato

The first staff of music is in G major (one sharp) and 3/4 time. It begins with a treble clef and a key signature of one sharp. The melody starts on G4, moves up to A4, B4, C5, D5, then down to C5, B4, A4, G4. This is followed by a series of eighth notes: G4, A4, B4, C5, D5, C5, B4, A4, G4. The second staff is empty.


ROINN B – ARMÓIN (60 marc)

GAN ACH CEIST AMHÁIN *sa roinn seo a fhreagairt: C4 nó C5 nó C6*

C.4 CUMADÓIREACHT NÓTAÍ SÉISE AGUS DOIRD Ó SHRAITH CORDAÍ


RÉAMHOBAIR

- Scríobh amach mórskála G ar an gcliath thíos:






- Rianaigh na cordaí atá ann sa ghléas seo (I, ii, IV, V agus vi) i ngréille an chordbhainc *nó* ar an gcliath thíos. Tugtar an chéad chorda.

Nótaí an chorda	D		F#				C
	B		D				A
	G		B				F#
Siombail chorda	G		Bm				F# _{lagh}
Uimhir Rómhánach	I	ii	iii	IV	V	vi	vii



SRACOB AIR



• Deán staidéar ar an dréacht ceoil seo thíos.

• Ag úsáid na rithimí a thugtar, cuir isteach nótaí séise agus doird chun na dúntaí agus na réamhchordaí a chomhlánú mar seo a leanas:

(i) Ag A, dúnadh NEAMHFHOIRFE le réamhchorda (I—ii—V)

(ii) Ag B, dúnadh FOIRFE le réamhchorda (IV—V—I)

(iii) Ag C, dúnadh BRISTE le réamhchorda (IV—V—vi)

(iv) Ag D, dúnadh TÁNAISTEACH le réamhchorda (vi—IV—I)

Musical notation for exercise A. It consists of two staves (treble and bass clef) in 3/4 time with a key signature of one sharp (F#). The first two measures contain a melody in the treble and a bass line in the bass. The third measure is a whole rest in both staves, with a bracket above it labeled 'A' containing three quarter notes: F#4, G4, and A4. The fourth measure is also a whole rest in both staves.

Musical notation for exercise B. It consists of two staves (treble and bass clef) in 3/4 time with a key signature of one sharp (F#). The first two measures contain a melody in the treble and a bass line in the bass. The third measure is a whole rest in both staves, with a bracket above it labeled 'B' containing three quarter notes: D4, E4, and F#4. The fourth measure is also a whole rest in both staves.


Musical notation for exercise C. It consists of two staves (treble and bass clef) in 3/4 time with a key signature of one sharp (F#). The first two measures contain a melody in the treble and a bass line in the bass. The third measure is a whole rest in both staves, with a bracket above it labeled 'C' containing three quarter notes: F#4, G4, and A4. The fourth measure is also a whole rest in both staves.

Musical notation for exercise D. It consists of two staves (treble and bass clef) in 3/4 time with a key signature of one sharp (F#). The first two measures contain a melody in the treble and a bass line in the bass. The third measure is a whole rest in both staves, with a bracket above it labeled 'D' containing three quarter notes: F#4, G4, and A4. The fourth measure is also a whole rest in both staves.

C.5 DORDNÓTAÍ AGUS COMHARTHAÍ CORDA A CHUR ISTEACH AG POINTÍ DÚNTA


RÉAMHOBAIR

- Scríobh amach mórskála C ar an gliath thíos:






- Rianaigh na cordaí atá ann sa ghléas seo (I, ii, IV, V agus vi) i ngeille an chordbhainc *nó* ar an gliath thíos. Tugtar an chéad chorda.

Nótaí an chorda	G E C		B G E				F D B
Siombail chorda	C		Em				B _l agh
Uimhir Rómhánach	I	ii	iii	IV	V	vi	vii



SRACOB AIR



- Déan staidéar ar an dréacht ceoil seo thíos.
- Cuir isteach dordnótaí agus comharthaí corda oiriúnacha chun na dúntaí ag A, B, C agus D a chomhlánú.
- Is féidir úsáid a bhaint as siombailí corda *nó* as uimhreacha Rómhánacha, ach gan úsáid a bhaint astu araon.

A

B


C

D

C.6 NÓTAÍ FORSHÉISE AGUS COMHARTHAÍ CORDA A CHUR ISTEACH AG POINTÍ DÚNTA


RÉAMHOBAIR

- Scríobh amach mórscála D ar an gcliath thíos:




- Rianaigh na cordaí atá ann sa ghléas seo (I, ii, IV, V agus vi) i ngreille an chordbhainc *nó* ar an gcliath thíos. Tugtar an chéad chorda.

Nótaí an chorda	A		C#				G
	F#		A				E
	D		F#				C#
Siombail chorda	D		F#m				C# _{lagh}
Uimhir Rómhánach	I	ii	iii	IV	V	vi	vii



SRACOB AIR














- Déan staidéar ar an dréacht ceoil seo thíos.
- Cuir isteach cordaí oiriúnacha agus nótaí forshéise ag A, B, C agus D chun na deirí míre a chomhlánú.
- Is féidir úsáid a bhaint as siombailí corda *nó* as uimhreacha Rómhánacha, ach gan úsáid a bhaint astu araon.


















SRACOB AIR














SRACOB AIR



SRACOB AIR



SRACOB AIR



LEATHANACH BÁN