



Coimisiún na Scrúduithe Stáit
SCRÚDÚ NA hARDTEISTIMÉIREACHTA, 2010

SCRÍOBH DO SCRÚDUIMHIR ANSEO 

CEOL – GNÁTHLEIBHÉAL
CUMADÓIREACTH (100 marc)
DÉARDAOIN 24 MEITHEAMH – TRÁTHNÓNA 3.15–4.45

STAMPA AN IONAIID

DON SCRÚDAITHEOIR

Móriomlán
na marcanna

CEIST	MARC			
1				
2				
3				
4				
5				
6				
IOM				
GRÁD				

TREORACHA D'IARRTHÓIRÍ

- Scríobh do scrúduimhir, mar a iarrtar, sa bhosca thuas.*
- Freagair na ceisteanna sna spásanna atá ann dóibh sa fhreagarleabhar seo.*
- Is féidir na spásanna i lár agus i ndeireadh an fhreagarleabhair a úsáid do shracobair.*

1. Iomlán na n-iomlán bun leathanaigh	
2. Móriomlán na gceisteanna dícheadaithe uile	
3. Marc iomlán a bronnadh (1 lúide 2)	

LEATHANACH BÁN

ROINN A – CUMADÓIREACHT SÉISE (40 marc)


GAN ACH CEIST AMHÁIN a fhreagairt sa roinn seo: C1 nó C2 nó C3. Tabhair faoi deara go bhfuil dhá roinn i gC1 agus i gC3.

C.1 LEANÚINT D’OSCAILT A THUGTAR

I gcás (a) agus (b) araon,


- Lean ar aghaidh leis an oscailt a thugtar chun séis ocht mbarra a dhéanamh, ag críochnú ar an ngléasnóta, is é sin, dó.
- Cuir comharthaí mírithe agus mothúchán cuí leis an tséis.
- Roghnaigh uirlis oiriúnach do gach ceann de na séiseanna atá agat as an liosta a thugtar.

(a) cláirnéid fliúit veidhlín trumpa



AGUS

(b) trumpa veidhlín óbó cláirnéid



C.2 CEOL A CHUR LE TÉACS A THUGTAR

Seo a leanas sliocht as an dán *An Fear Bréige* le hÉamonn Ó Tuathail.

Ó féach an fear bréige

'na sheasamh sa ghort

A shean-hata pollta

A chóta beo bocht.

- Cuireadh rithim leis an dá líne thosaigh. Cum rithim a d'oirfeadh do na focail eile.

3
4

Ó _____ féach an fear bréi - ge

'na shea - samh sa ghort

A shean - ha - ta poll - ta

A chó - ta beo bocht.

- Ag úsáid na rithime seo, cum séis ocht mbarra, a thosaíonn mar a thaispeántar agus a chríochnaíonn ar an ngléasnóta, is é sin, dó.

- Cuir comharthaí mírithe agus mothúchán cuí leis an tséis.

Ó _____ féach an fear bréi - ge

C.3 CUMADÓIREACHT DO RITHIM NÓ DO MHEADARACHT NÓ D'FHOIRM DAMHSA A THUGTAR

Freagair (a) agus (b).

(a) Déan staidéar ar an oscailt máirseála seo.

- Comhlánaigh an chéad mhír.
- Cum mír a fhreagraíonn di, a chríochnaíonn ar an ngléasnóta, is é sin, dó.
- Cuir comharthaí mírthe agus mothúchán cuí leis an tséis.
- Roghnaigh uirlis oiriúnach don tséis agatsa as an liosta seo a leanas:

fliúit Shasanach fhorshéise veidhlín fliúit trumpa

Moderato

AGUS

(b) Déan staidéar ar an oscailt minite seo.

- Comhlánaigh an chéad mhír.
- Cum mír a fhreagraíonn di, ag críochnú ar an ngléasnóta, is é sin, dó.
- Cuir comharthaí mírthe agus mothúchán cuí leis an tséis.
- Roghnaigh uirlis oiriúnach don tséis agatsa as an liosta seo a leanas:

cláirnéid fliúit veidhlín óbó

Andante

AGUS


ROINN B – ARMÓIN (60 marc)

GAN ACH CEIST AMHÁIN *sa roinn seo a fhreagairt: C4 nó C5 nó C6*

C.4 CUMADÓIREACHT NÓTAÍ SÉISE AGUS DOIRD Ó SHRAITH CORDAÍ


RÉAMHOBAIR

- Scríobh amach mórskála D ar an gcliath thíos:






- Rianaigh na cordaí atá ann sa ghléas seo (I, ii, IV, V agus vi) i ngréille an chordbhainc *nó* ar an gcliath thíos. Tugtar an chéad chorda.

Nótaí an chorda	A F# D		C# A F#				G E C#
Siombail chorda	D		F#m				C# _{lagh}
Uimhir Rómhánach	I	ii	iii	IV	V	vi	vii



SRACOB AIR



• Deán staidéar ar an dréacht ceoil seo thíos.

• Ag úsáid na rithimí a thugtar, cuir isteach nótaí séise agus doird chun na dúntaí agus na réamhchordaí a chomhlánú mar seo a leanas:

(i) Ag A, dúnadh NEAMHFHOIRFE le réamhchorda (I—IV—V)

(ii) Ag B, dúnadh TÁNAISTEACH le réamhchorda (ii—IV—I)

(iii) Ag C, dúnadh BRISTE le réamhchorda (I—V—vi)

(iv) Ag D, dúnadh FOIRFE le réamhchorda (IV—V—I)

Musical notation for section A, featuring a treble and bass clef staff in 3/4 time with a key signature of one sharp (F#). The notation includes a melodic line in the treble and a bass line in the bass. A bracket labeled 'A' spans the final three measures, which contain three quarter notes: G4, B4, and A4.

Musical notation for section B, featuring a treble and bass clef staff in 3/4 time with a key signature of one sharp (F#). The notation includes a melodic line in the treble and a bass line in the bass. A bracket labeled 'B' spans the final three measures, which contain three quarter notes: G4, B4, and A4.


Musical notation for section C, featuring a treble and bass clef staff in 3/4 time with a key signature of one sharp (F#). The notation includes a melodic line in the treble and a bass line in the bass. A bracket labeled 'C' spans the final three measures, which contain three quarter notes: G4, B4, and A4.

Musical notation for section D, featuring a treble and bass clef staff in 3/4 time with a key signature of one sharp (F#). The notation includes a melodic line in the treble and a bass line in the bass. A bracket labeled 'D' spans the final three measures, which contain three quarter notes: G4, B4, and A4.

C.5 DORDNÓTAÍ AGUS COMHARTHAÍ CORDA A CHUR ISTEACH AG POINTÍ DUNTA

RÉAMHOBAIR

- Scríobh amach mórskála F ar an gliath thíos:






- Rianaigh na cordaí atá ann sa ghléas seo (I, ii, IV, V agus vi) i ngeille an chordhainc *nó* ar an gliath thíos. Tugtar an chéad chorda.

Nótaí an chorda	C		E				B \flat
	A		C				G
	F		A				E
Siombail chorda	F		Am				E \flat lagh
Uimhir Rómhánach	I	ii	iii	IV	V	vi	vii



SRACOB AIR



- Déan staidéar ar an dréacht ceoil seo thíos.
- Cuir isteach dordnótaí agus comharthaí corda oiriúnacha chun na dúntaí ag A, B, C agus D a chomhlánú.
- Is féidir úsáid a bhaint as siombailí corda *nó* as uimhreacha Rómhánacha, ach gan úsáid a bhaint astu araon.

A

B


C

D

C.6 NÓTAÍ FORSHÉISE AGUS COMHARTHAÍ CORDA A CHUR ISTEACH AG POINTÍ DÚNTA


RÉAMHOBAIR

- Scríobh amach mórscála G ar an gcliath thíos:






- Rianaigh na cordaí atá ann sa ghléas seo (I, ii, IV, V agus vi) i ngreille an chordhainc *nó* ar an gcliath thíos. Tugtar an chéad chorda.

Nótaí an chorda	D		F#				C
	B		D				A
	G		B				F#
Siombail chorda	G		Bm				F# ^l agh
Uimhir Rómhánach	I	ii	iii	IV	V	vi	vii



SRACOB AIR



- Déan staidéar ar an dréacht ceoil seo thíos.
- Cuir isteach cordaí oiriúnacha agus nótaí forshéise ag A, B, C agus D chun na deirí míre a chomhlánú.
- Is féidir úsáid a bhaint as siombailí corda *nó* as uimhreacha Rómhánacha, ach gan úsáid a bhaint astu araon.

A

Forshéis

Séis












Dord

B












C

D












SRACOB AIR














SRACOB AIR



SRACOB AIR



SRACOB AIR



LEATHANACH BÁN