



Coimisiún na Scrúduithe Stáit
SCRÚDÚ NA hARDTEISTIMÉIREACHTA, 2009

SCRÍOBH DO SCRÚDUIMHIR ANSEO 

CEOL – GNÁTHLEIBHÉAL
CUMADÓIREACTH (100 marc)
DÉARDAOIN 18 MEITHEAMH – TRÁTHNÓNA 3.15–4.45

STAMPA AN IONAIID

DON SCRÚDAITHEOIR

Móriomlán
na marcanna

CEIST	MARC
1	
2	
3	
4	
5	
6	
IOM	
GRÁD	

TREORACHA D'IARRTHÓIRÍ

- Scríobh do scrúduimhir, mar a iarrtar, sa bhosca thuas.*
- Freagair na ceisteanna sna spásanna atá ann dóibh sa fhreagarleabhar seo.*
- Is féidir na spásanna i lár agus i ndeireadh an fhreagarleabhair a úsáid do shracobair.*

1. Iomlán na n-iomlán bunleathanaigh	
2. Móriomlán na gceisteanna dícheadaithe uile	
3. Marc iomlán a bronnadh (1 lúide 2)	

LEATHANACH BÁN

ROINN A – CUMADÓIREACHT SÉISE (40 marc)

GAN ACH CEIST AMHÁIN a fhreagairt sa roinn seo: C1 nó C2 nó C3. Tabhair faoi deara go bhfuil dhá roinn i gC1 agus i gC3.

C.1 LEANÚINT D’OSCAILT A THUGTAR

I gcás (a) agus (b) araon,

- Lean ar aghaidh leis an oscailt a thugtar chun séis ocht mbarra a dhéanamh, ag críochnú ar an ngléasnóta, sé sin, dó.
- Cuir comharthaí mírithe agus mothúchán cuí leis an tséis.
- Roghnaigh uirlis oiriúnach do gach ceann de na séiseanna atá agat as an liosta a thugtar:

(a) veidhlín trumpa fliúit cláirnéid

Andante



AGUS

(b) veidhlín trumpa fliúit cláirnéid

Allegro



C.2 CEOL A CHUR LE TÉACS A THUGTAR

Seo a leanas slíocht as an dán *Jack* le Máire Mhac an tSaoi.

Mac Feirmeora ó iarthar Tíre,

Mac Feirmeora i lár an lae,

Garsún Fionn sé troithe ar airde

Mac Feirmeora amuigh fén spéir.

- Cuireadh rithim leis an dá líne thosaigh. Cum rithim a d'oirfeadh do na focail eile.



Mac Feirm - eo - ra ó iar - thar Tír - e,



Mac Feirm - eo - ra i lár an lae,

Gar - sún Fionn sé troi - the ar air - de




Mac Feirm - eo - ra a - muigh fén spéir.

- Ag úsáid na rithime seo, cum séis ocht mbarra, a thosaíonn mar a thaispeántar agus a chríochnaíonn ar an ngléasnóta, sé sin, dó.

- Cuir comharthaí mírithe agus mothúchán cuí leis an tséis.



Mac Feirm - eo - ra ó iar - thar Tír - e,



C.3 CUMADÓIREACHT DO RITHIM NÓ DO MHEADARACHT NÓ D'FHOIRM DAMHSA A THUGTAR


Freagair (a) agus (b).

(a) Déan staidéar ar an oscailt válsa seo.

- Comhlánaigh an chéad mhír.
- Cum mír a fhreagraíonn di, a chríochnaíonn ar an ngléasnóta, sé sin, dó.
- Cuir comharthaí mírthe agus mothúchán cuí leis an tséis.
- Roghnaigh uirlis oiriúnach don tséis agatsa as an liosta seo a leanas:

óbó fliúit trumpa corn

Moderato





AGUS

(b) Déan staidéar ar an oscailt gabhóide seo.

- Comhlánaigh an chéad mhír.
- Cum mír a fhreagraíonn di, ag críochnú ar an ngléasnóta, sé sin, dó.
- Cuir comharthaí mírthe agus mothúchán cuí leis an tséis.
- Roghnaigh uirlis oiriúnach don tséis agatsa as an liosta seo a leanas:

óbó cláirnéid veidhlín corn

Allegro




ROINN B – ARMÓIN (60 marc)

GAN ACH CEIST AMHÁIN *sa roinn seo a fhreagairt: C4 nó C5 nó C6*

C.4 CUMADÓIREACHT NÓTAÍ SÉISE AGUS DOIRD Ó SHRAITH CORDAÍ


RÉAMHOBAIR

- Scríobh amach mórskála G ar an gliath thíos:






- Rianaigh na cordaí atá ann sa ghléas seo (I, ii, IV, V agus vi) i ngréille an chordbhainc, nó ar an gliath thíos. Tugtar an chéad chorda.

Nótaí an chorda	D B G		F# D B				C A F#
Siombail chorda	G		Bm				F#dim
Uimhir Rómhánach	I	ii	iii	IV	V	vi	vii



SRACOB AIR



• Deán staidéar ar an dréacht ceoil seo thíos.

• Ag úsáid na rithimí a thugtar, cuir isteach nótaí séise agus doird chun na dúntaí agus na réamhchordaí a chomhlánú mar seo a leanas:

(i) Ag A, dúnadh BRISTE le réamhchorda (IV—V—vi)

(ii) Ag B, dúnadh NEAMHFHOIRFE le réamhchorda (I—IV—V)

(iii) Ag C, dúnadh TÁNAISTEACH le réamhchorda (vi—IV—I)

(iv) Ag D, dúnadh FOIRFE le réamhchorda (ii—V—I)

Musical notation for section A, featuring a treble and bass clef, a key signature of one sharp (F#), and a 3/4 time signature. The melody in the treble clef consists of quarter notes G4, A4, B4, and C5. The bass line consists of quarter notes G2, A2, and B2. A bracket labeled 'A' spans the final three notes of the melody.

Musical notation for section B, featuring a treble and bass clef, a key signature of one sharp (F#), and a 3/4 time signature. The melody in the treble clef consists of quarter notes D4, E4, and F#4. The bass line consists of quarter notes G2, A2, and B2. A bracket labeled 'B' spans the final three notes of the melody.


Musical notation for section C, featuring a treble and bass clef, a key signature of one sharp (F#), and a 3/4 time signature. The melody in the treble clef consists of quarter notes G4, A4, B4, and C5. The bass line consists of quarter notes G2, A2, and B2. A bracket labeled 'C' spans the final three notes of the melody.

Musical notation for section D, featuring a treble and bass clef, a key signature of one sharp (F#), and a 3/4 time signature. The melody in the treble clef consists of quarter notes D4, E4, and F#4. The bass line consists of quarter notes G2, A2, and B2. A bracket labeled 'D' spans the final three notes of the melody.

C.5 DORDNÓTAÍ AGUS COMHARTHAÍ CORDA A CHUR ISTEACH AG POINTÍ DUNTA


RÉAMHOBAIR

- Scríobh amach mórskála G ar an gcliath thíos:






- Rianaigh na cordaí atá ann sa ghléas seo (I, ii, IV, V agus vi) i ngreille an chordbhainc, nó ar an gcliath thíos. Tugtar an chéad chorda.

Nótaí an chorda	D		F#				C
	B		D				A
	G		B				F#
Siombail chorda	G		Bm				F#dim
Uimhir Rómhánach	I	ii	iii	IV	V	vi	vii



SRACOB AIR



- Déan staidéar ar an dréacht ceoil seo thíos.
- Cuir isteach dordnótaí agus comharthaí corda oiriúnacha chun na dúntaí ag A, B, C agus D a chomhlánú.
- Is féidir úsáid a bhaint as siombailí corda nó as uimhreacha Rómhánacha, ach gan úsáid a bhaint astu araon.

A

B


C

D

C.6 NÓTAÍ FORSHÉISE AGUS COMHARTHAÍ CORDA A CHUR ISTEACH AG POINTÍ DÚNTA

RÉAMHOBAIR

- Scríobh amach mórscála C ar an gcliath thíos:






- Rianaigh na cordaí atá ann sa ghléas seo (I, ii, IV, V agus vi) i ngreille an chordbhainc, nó ar an gcliath thíos. Tugtar an chéad chorda.

Nótaí an chorda	G E C		B G E				F D B
Siombail chorda	C		Em				B ^{dim}
Uimhir Rómhánach	I	ii	iii	IV	V	vi	vii



SRACOB AIR



- Déan staidéar ar an dréacht ceoil seo thíos.
- Cuir isteach cordaí oiriúnacha agus nótaí forshéise ag A, B, C agus D chun na deirí míre a chomhlánú.
- Is féidir úsáid a bhaint as siombailí corda nó as uimhreacha Rómhánacha, ach gan úsáid a bhaint astu araon.

Forshéis

Séis

Dord












A

B












C

D












SRACOB AIR














SRACOB AIR



SRACOB AIR



SRACOB AIR



LEATHANACH BÁN