



**Coimisiún na Scrúduithe Stáit**  
**SCRÚDÚ NA hARDTEISTIMÉIREACHTA 2007**

**SCRÍOBH DO SCRÚDUIMHIR ANSEO** 

**CEOL – GNÁTHLEIBHÉAL**  
**CUMADÓIREACTH (100 marc)**  
**DÉARDAOIN 21 MEITHEAMH – TRÁTHNÓNA, 2.00 go dtí 3.30**

STAMPA AN IONaid

**DON SCRÚDAITHEOIR**

Móriomlán na  
Marcanna

---

**TREORACHA D'IARRTHÓIRÍ**

- Scríobhtar do scrúduimhir, mar a iarrtar, sa bhosca thuas.*
  - Freagair na ceisteanna sna spásanna atá ann dóibh sa fhreagarleabhar seo.*
  - Is féidir leas a bhaint as na spásanna i lár agus i ndeireadh an fhreagarleabhair do shracobair.*
- 

CEIST	MARC
1	
2	
3	
4	
5	
6	
MÓRIOMLÁN	
GRÁD	

<b>1. Suim na n-iomlán deireadh leathanaigh</b>	
<b>2. Móriomlán na gceisteanna nár ceadaíodh</b>	
<b>3. An t-ollmharc cruinn a bronnadh (1 lúide 2)</b>	

# **LEATHANACH BÁN**

**Freagair DHÁ cheist – CEANN AMHÁIN as Roinn A (Cumadóireacht Séise) agus CEANN AMHÁIN as Roinn B (Armóin)**

**ROINN A – CUMADÓIREACHT SÉISE (40 Marc)**


*Gan ach CEIST AMHÁIN a fhreagairt sa roinn seo: C1 nó C2 nó C3. Tabhair faoi deara go bhfuil dhá chuid i C1 agus C3 araon.*

**C.1 LEANÚINT D’OSCAILT A THUGTAR**

I gcás (a) agus (b) araon,


- Lean ar aghaidh leis an oscailt a thugtar chun séis ocht mbarra a dhéanamh, ag críochnú ar an ngléasnóta, is é sin, dó.
- Cuir isteach comharthaí mírthe agus mothúcháin cuí leis an tséis.
- Roghnaigh uirlis oiriúnach do gach ceann de do shéiseanna as an liosta a thugtar:

(a)  flúit  cláirnéid  trumpa  flúit Shasanach fhorshéise



**AGUS**

(b)  flúit  cláirnéid  trumpa  flúit Shasanach fhorshéise



## C.2 CEOL A CHUR LE TÉACS A THUGTAR

Seo a leanas sliocht as an dán *Micilín Muc*. Ní fios cé a chum.

Chuaigh Micilín Muc ar an aonach lá,

Ar an aonach lá, ar an aonach lá.

Chuaigh Micilín Muc ar an aonach lá,

Hí, hó, Micilín Muc.

- Cuireadh rithim leis an dá líne thosaigh. Cum rithim a oireann do na focail eile.

$\frac{4}{4}$    
Chu-aigh Mi - ci - lín Muc ar an aon - ach lá,

  
Ar an aon - ach lá, ar an aon - ach lá.


Chu-aigh Mi - ci - lín Muc ar an aon - ach lá,


Hí, hó, Mi - ci - lín Muc.


- Agus tú ag baint úsáide as an rithim seo, cum séis ocht mbarra, ag tosú mar atá léirithe agus ag críochnú ar an ngléasnóta, is é sin, dó.

- Cuir isteach comharthaí mírithe agus mothúchán cuí leis an tséis.

  
Chu-aigh Mi - ci - lín Muc ar an aon - ach lá,







### C.3 CUMADÓIREACTH DO RITHIM NÓ DO MHEADARACTH NÓ D'FHOIRM DAMHSA A THUGTAR

Freagair (a) agus (b).

(a) Déan staidéar ar an oscailt minite seo.

- Comhlánaigh an chéad mhír.
- Cum mír a fhreagraíonn di, ag críochnú ar an ngléasnóta, is é sin, dó.
- Cuir míriú agus dinimic chuí leis an tséis.
- Roghnaigh uirlis oiriúnach le haghaidh do shéise as an liosta seo a leanas:


fliúit

cláirnéid

trumpa

fliúit Shasanach fhorshéise

**Moderato**



**AGUS**

(b) Déan staidéar ar an oscailt gabhóide seo.

- Comhlánaigh an chéad mhír.
- Cum mír a fhreagraíonn di, ag críochnú ar an ngléasnóta, is é sin, dó.
- Cuir míriú agus dinimic chuí leis an tséis.
- Roghnaigh uirlis oiriúnach le haghaidh do shéise as an liosta seo a leanas:


fliúit

cláirnéid

trumpa

fliúit Shasanach fhorshéise

**Allegro**




## ROINN B – ARMÓIN (60 marc)

Gan ach CEIST AMHÁIN a fhreagairt sa roinn seo: C4 nó C5 nó C6

### C.4 CUMADÓIREACHT NÓTAÍ SÉISE AGUS DOIRD Ó SHRAITH CORDAÍ


#### RÉAMHOBAIR

- Scríobh amach scála mhórghléas F ar an gliath thíos:






- Rianaigh na cordaí atá ar fáil sa ghléas seo (I, ii, IV, V, agus vi) i ngréille an chordbhainc nó ar an gliath thíos. Tugtar an chéad chorda.

Nótaí an chorda	C		E				B $\flat$
	A		C				G
	F		A				E
Siombail an chorda	F		Am				E $\dim$
Uimhir Rómhánach	I	ii	iii	IV	V	vi	vii



#### SRACOB AIR



• Déan staidéar ar an dréacht ceoil seo a leanas.

• Agus tú ag baint úsáide as na rithimí a thugtar, cuir isteach nótaí séise agus doird chun na dúntaí agus na réamhchordaí a chomhlánú mar seo a leanas:

(i) Ag A, LÁNDÚNADH le réamhchorda (IV – V – I)

(ii) Ag B, dúnadh BRISTE le réamhchorda (ii – V – vi)

(iii) Ag C, LEATHDHÚNADH le réamhchorda (IV – ii – V)

(iv) Ag D, dúnadh TÁNAISTEACH le réamhchorda (vi – IV – I)

Section A: Musical notation for the first system. It consists of a grand staff with a treble clef and a bass clef. The time signature is 3/4. The key signature has one flat (B-flat). The notation shows a melody in the treble clef and a bass line in the bass clef. A bracket labeled 'A' spans the first three measures of the treble clef.

Section B: Musical notation for the second system. It consists of a grand staff with a treble clef and a bass clef. The time signature is 3/4. The key signature has one flat (B-flat). The notation shows a melody in the treble clef and a bass line in the bass clef. A bracket labeled 'B' spans the first three measures of the treble clef.


Section C: Musical notation for the third system. It consists of a grand staff with a treble clef and a bass clef. The time signature is 3/4. The key signature has one flat (B-flat). The notation shows a melody in the treble clef and a bass line in the bass clef. A bracket labeled 'C' spans the first three measures of the treble clef.

Section D: Musical notation for the fourth system. It consists of a grand staff with a treble clef and a bass clef. The time signature is 3/4. The key signature has one flat (B-flat). The notation shows a melody in the treble clef and a bass line in the bass clef. A bracket labeled 'D' spans the first three measures of the treble clef. The system ends with a double bar line.

## C.5 DORDNÓTAÍ AGUS COMHARTHAÍ CORDA A CHUR ISTEACH AG POINTÍ DÚNTA


### RÉAMHOBAIR

- Scríobh amach scála mhórghléas D ar an gliath thíos:





- Rianaigh na cordaí atá ar fáil sa ghléas seo (I, ii, IV, V, agus vi) i ngreille an chordbhainc *nó* ar an gliath thíos. Tugtar an chéad chorda.

Nótaí an chorda	A F# D		C# A F#				G E C#
Siombail an chorda	D		F#m				C# <sub>dim</sub>
Uimhir Rómhánach	I	ii	iii	IV	V	vi	vii



### SRACOB AIR





- Déan staidéar ar an dréacht ceoil seo a leanas.
- Cuir isteach nótaí doird agus comharthaí corda cuí chun na dúntaí ag A, B, C agus D a chomhlánú.
- Is féidir úsáid a bhaint as siombailí corda *nó* uimhreacha Rómhánacha, ach ná baintear úsáid astu araon.
- Má roghnaíonn tú uimhreacha Rómhánacha, bain úsáid as na *mionuimhreacha* do *mhionchordaí* (ii, vi).

A

B


C

D

## C.6 NÓTAÍ FORSHÉISE AGUS COMHARHAÍ CORDA A CHUR ISTEACH AG POINTÍ DÚNTA


### RÉAMHOBAIR

- Scríobh amach scála mhórghléas B $\flat$  ar an gliath thíos:



- Rianaigh na cordaí atá ar fáil sa ghléas seo (I, ii, IV, V, agus vi) i ngreille an chordbhainc nó ar an gliath thíos. Tugtar an chéad chorda.

Nótaí an chorda	F D B $\flat$		A F D				E $\flat$ C A
Siombail an chorda	B $\flat$		Dm				A $\dim$
Uimhir Rómhánach	I	ii	iii	IV	V	vi	vii



### SRACOB AIR

Blank musical staves for practice.

- Déan staidéar ar an dréacht ceoil seo a leanas.
- Comhlánaigh na mírdheirí ag cur cordaí oiriúnacha agus nótaí forshéise leo ag A, B, C agus D.
- Is féidir úsáid a bhaint as siombailí corda *nó* uimhreacha Rómhánacha, ach ná baintear úsáid astu araon.
- Má roghnaíonn tú uimhreacha Rómhánacha, bain úsáid as na *mionuimhreacha* do na *mionchordaí* (ii, vi).

A

Forshéis

Séis












Dord

B












C

D












# SRACOB AIR



**SRACOB AIR**



**SRACOB AIR**



# SRACOB AIR

The page contains ten blank musical staves, each consisting of five horizontal lines. The staves are arranged vertically and are completely empty, intended for the user to write musical notation.

# **LEATHANACH BÁN**