



2012. M50T

Coimisiún na Scrúduithe Stáit
SCRÚDÚ NA hARDTEISTIMÉIREACHTA, 2012

SCRÍOBH DO SCRÚDUIMHIR ANSEO 

CEOL – ARDLEIBHÉAL
CUMADÓIREACTH (100 marc)
DÉARDAOIN 21 MEITHEAMH – TRÁTHNÓNA 3.15–4.45

STAMPA AN IONAIID

DON SCRÚDAITHEOIR

Móriomlán
na marcanna





CEIST	MARC		
1			
2			
3			
4			
5			
6			
IOM			
GRÁD			

TREORACHA D'IARRTHÓIRÍ

- Scriobh do scrúduimhir, mar a iarrtar, sa bhosca thuas.*
 - Freagair na ceisteanna sna spásanna atá ann dóibh sa fhreagarleabhar seo.*
 - Is féidir na spásanna i lár agus i ndeireadh an fhreagarleabhair a úsáid do shracobair.*
-

1. Iomlán na n-iomlán bun leathanaigh	
2. Móriomlán na gceisteanna dícheadaithe	
3. An marc iomlán a bronnadh (1 lúide 2)	

SRACOB AIR



Freagair DHÁ cheist – Ceist AMHÁIN as Roinn A (Cumadóireacht Séise) agus ceist AMHÁIN as Roinn B (Armóin)

ROINN A – CUMADÓIREACHT SÉISE (40 marc)

GAN ACH CEIST AMHÁIN a fhreagairt sa roinn seo: C1 nó C2 nó C3

C.1 LEANÚINT D’OSCAILT A THUGTAR

- Lean ar aghaidh leis an oscailt a thugtar chun séis 16 bharra a dhéanamh.
- Cuir comharthaí seanma cuí (míriú agus dinimic) leis an tséis.
- Roghnaigh uirlis oiriúnach don tséis agat as an liosta seo a leanas:

fliúit veidhlín cláirnéid fliúit Shasanach fhorshéise



C.2 CEOLA CHUR LE TÉACS A THUGTAR

Seo sliocht as *Bás an Chroipí* le Dúbhghlás De hÍde.

Sínte ar thaobh an tsléibhe
Chonaic mé an Croipí bocht
Bhí an drúcht go trom ar a éadan
Bhí piléar trína ucht.

- Cuireadh ceol leis an gcéad line thíos.
- Cuir ceol leis na focail eile chun séis 16 bharr a dhéanamh. (Tá cead agat níos mó ná an líon barraí seo a bheith ann, agus bíodh modhnú san áireamh agat, más mian leat.)
- Cuir comharthaí seanma cuí (míriú agus dinimic) leis an tséis.

Andante

Sín - te ar tha - obh an tsléi - - bhe



ROINN B – ARMÓIN (60 marc)

GAN ACH CEIST AMHÁIN sa roinn seo a fhreagairt: C4 nó C5 nó C6

C.4 CUMADÓIREACHT NÓTAÍ SÉISE AGUS DOIRD Ó SHRAITH CORDAÍ

RÉAMHOBAIR

- Rianaigh na cordaí atá ann i mionghléas B i ngreille an chordbhaine nó ar an gliath thíos.

Nótaí an chorda	F# D B	G E C#	A# F# D				E C# A#
Siombail chorda	Bm	C#lagh	Dméad				A#lagh
Uimhir Rómhánach	i	ii	III	iv	V	VI	vii

i ii [III] iv V VI [vii]

SRACOB AIR

Four sets of empty musical staves for practice, each consisting of a treble clef staff and a bass clef staff.

B				
BQ				
MEL				

• Déan staidéar ar an dréacht ceoil seo thíos.

• Ag baint úsáide as na cordaí a thaispeántar, cum nótaí séise agus doird chun an dréacht a chomhlánú sa stíl a thugtar.

Bm Em Bm F# G C#1agh/E F#

Bm Em F# Bm F# G

C#1agh/E F# Em F# Bm Em F#

G Em Bm Em C#1agh/E F#7 Bm

C.5 DORDNÓTAÍ AGUS COMHARTHAÍ CORDA A CHUMADH D'FHONN A THUGTAR

RÉAMHOBAIR

- Rianaigh na cordaí atá ann i mionghléas F i ngreille an chordbhainc *nó* ar an gliath thíos.

Nótaí an chorda	C A \flat F	D \flat B \flat G	E C A \flat				B \flat G E
Siombail chorda	Fm	G lagh	A \flat méad				E lagh
Uimhir Rómhánach	i	ii	III	iv	V	VI	vii



SRACOB AIR

Handwriting practice lines for the fret numbers. Each line consists of a set of four horizontal lines (two top lines, two bottom lines) for writing the letters of the fret numbers.

C				
CH Q				
B				
BQ				

- Déan staidéar ar an dréacht ceoil seo thíos.
- Cuir isteach dordnótaí agus comharthaí corda oirúnacha i stíl na hoscailte a thugtar.
- *Ná déan an corda céanna a athdhéanamh san ionad céanna i mboscaí le hais a chéile.*
- Is féidir úsáid a bhaint as siombailí corda nó as uimhreacha Rómhánacha, ach gan úsáid a bhaint astu araon.

\boxed{i}
Fm
 \boxed{V}
C
 \boxed{i}
Fm
 \boxed{iv}
Bm
 \square
 \square

The musical score consists of five systems, each with a treble and bass clef staff. The first system includes chord boxes for Fm, C, Fm, and Bm, followed by two empty boxes. The subsequent systems each have six empty boxes above the treble staff for student input. The music is in 6/8 time and features a mix of eighth and quarter notes.

C.6 CUNTRA-SHÉIS NÓ FORSHÉIS AGUS TACA CORDÚIL A CHUR LE FONN A THUGTAR

RÉAMHOBAIR

- Rianaigh na cordaí atá ann i mórghléas A i ngreille an chordbhaine nó ar an gliath thíos.

Nótaí an chorda	E		G#				D
	C#		E				B
	A		C#				G#
Siombail chorda	A		C#m				G# ^{lagh}
Uimhir Rómhánach	I	ii	iii	IV	V	vi	vii

I ii [iii] IV V vi [vii]

SRACOB AIR

Handwriting practice lines consisting of five sets of four horizontal lines each, intended for students to practice writing the chord diagrams.

CH				
CAD				
DESC				

- Déan staidéar ar an dréacht ceoil seo thíos.
- Cuir isteach comharthaí cordaí oiriúnacha sna boscaí atá ann dóibh agus lean le páirt na forshéise sa stíl a thugtar chun an dréacht a chomhlánú.
- Tá cead agat úsáid a bhaint as siombailí corda *nó* as uimhreacha Rómhánacha, ach gan úsáid a bhaint astu araon.
- *Ná* déan an corda céanna a athdhéanamh *san ionad céanna* i mboscaí le hais a chéile.

I
A

vi
F#m



ii
Bm

V
E






Forshéis

Séis








SRACOB AIR









SRACOB AIR



SRACOB AIR



SRACOB AIR



LEATHANACH BÁN