



2010. M50T

Coimisiún na Scrúduithe Stáit  
SCRÚDÚ NA hARDTEISTIMÉIREACHTA, 2010

SCRÍOBH DO SCRÚDUIMHIR ANSEO 

CEOL – ARDLEIBHÉAL  
CUMADÓIREACTH (100 marc)  
DÉARDAOIN 24 MEITHEAMH – TRÁTHNÓNA 3.15–4.45

STAMPA AN IONAIÐ

DON SCRÚDAITHEOIR

Móriomlán  
na marcanna

CEIST	MARC			
1				
2				
3				
4				
5				
6				
IOM				
GRÁD				












---

**TREORACHA D'IARRTHÓIRÍ**

- Scriobh do scrúduimhir, mar a iarrtar, sa bhosca thuas.*
  - Freagair na ceisteanna sna spásanna atá ann dóibh sa fhreagarleabhar seo.*
  - Is féidir na spásanna i lár agus i ndeireadh an fhreagarleabhair a úsáid do shracobair.*
- 

1. Iomlán na n-iomlán bun leathanaigh	
2. Móriomlán na gceisteanna dícheadaithe	
3. Marc iomlán a bronnadh (1 lúide 2)	

# SRACOB AIR



ROINN A – CUMADÓIREACHT SÉISE (40 marc)





GAN ACH CEIST AMHÁIN a fhreagairt sa roinn seo: C1 nó C2 nó C3

C.1 LEANÚINT D’OSCAILT A THUGTAR

- Lean ar aghaidh leis an oscailt a thugtar chun séis 16 bharra a dhéanamh.
- Cuir comharthaí seanma cuí (mírú agus dinimic) leis an tséis.
- Roghnaigh uirlis oiriúnach don tséis agat as an liosta seo a leanas:

fliúit     cláirméid     veidhlín     fliúit Shasanach fhorshéise

**Moderato**



## C.2 CEOL A CHUR LE TÉACS A THUGTAR

Seo sliocht as an dán *Oisín i nDiaidh na Féine* le Tomás F. Mac Anna.

Tháinig ar an gcapall bán  
Ó Thír na nÓg leis féin  
An fear a d'fhág na Fianna tráth  
Is d'imigh leis i gcéin.

- Cuireadh ceol leis an gcéad line thíos.
- Cuir ceol leis na focail eile chun séis 16 bharra a dhéanamh. (Tá cead agat níos mó ná an líon barraí seo a bheith ann, agus bíodh modhnú san áireamh agat, más mian leat.)
- Cuir comharthaí seanma cuí (míriú agus dinimic) leis an tséis.

Thái - nig ar \_\_\_\_\_ an gca - pall bán \_\_\_

### C.3 CUMADÓIREACHT DO RITHIM NÓ DO MHEADARACHT NÓ D'FHOIRM DAMHSA A THUGTAR

Tugtar mír oscailte gigue thíos.





- Lean ar aghaidh leis an oscailt a thugtar chun séis 16 bharr a dhéanamh.
- Úsáid an fhoirm AA'BB'.
- Bíodh modhnú go dtí an ceannasach san áireamh agat ag pointe oiriúnach.
- Cuir comharthaí seanma cuí (míriú agus dinimic) leis an tséis.
- Roghnaigh uirlis oiriúnach don tséis agat as an liosta seo a leanas:

veidhlín

corn

flúit

trumpa



## ROINN B – ARMÓIN (60 marc)


GAN ACH CEIST AMHÁIN *sa roinn seo a fhreagairt: C4 nó C5 nó C6*

### C.4 CUMADÓIREACHT NÓTAÍ SÉISE AGUS DOIRD Ó SHRAITH CORDAÍ

#### RÉAMHOB AIR

- Rianaigh na cordaí atá ann i mórghléas D i ngreille an chordbhainc *nó* ar an geliath thíos.

Nótaí an chorda	A		C#				G
	F#		A				E
	D		F#				C#
Siombail chorda	D		F#m				C# <sub>lagh</sub>
Uimhir Rómhánach	I	ii	iii	IV	V	vi	vii



#### SRACOB AIR

---

---

---

---

---

---

---

---

---

---

---

---

---

---

---

---

---

---

---

---

---

---

---

---

B	
BQ	
MEL	

• Déan staidéar ar an dréacht ceoil seo thíos.

• Ag baint úsáide as na cordaí a thaispeántar, cum nótaí séise agus doird chun an dréacht a chomhlánú sa stíl a thugtar.

D Bm G Em A D/F# D A

Musical notation for the first system, showing a melody in the treble clef and a bass line in the bass clef. The key signature is two sharps (D major) and the time signature is 4/4. The melody consists of quarter and eighth notes. The bass line consists of quarter notes and a final eighth-note triplet.

G D G D/F# Em A7 D A

Musical notation for the second system, showing empty staves for the treble and bass clefs. The key signature is two sharps (D major) and the time signature is 4/4. The system is divided into four measures corresponding to the chords listed above.

Bm G D/F# Em A/C# A Bm

Musical notation for the third system, showing empty staves for the treble and bass clefs. The key signature is two sharps (D major) and the time signature is 4/4. The system is divided into four measures corresponding to the chords listed above.

D G/B Em A A7 D

Musical notation for the fourth system, showing empty staves for the treble and bass clefs. The key signature is two sharps (D major) and the time signature is 4/4. The system is divided into four measures corresponding to the chords listed above. The system ends with a double bar line.

## C.5 DORDNÓTAÍ AGUS COMHARTHAÍ CORDA A CHUMADH D'FHONN A THUGTAR

### RÉAMHOBAIR

- Rianaigh na cordaí atá ann i mórghléas  $A^b$  i ngreille an chordbhainc *nó* ar an gliath thíos.

Nótaí an chorda	$E^b$		<b>G</b>				<b><math>D^b</math></b>
	<b>C</b>		$E^b$				<b><math>B^b</math></b>
	$A^b$		<b>C</b>				<b>G</b>
Siombail chorda	$A^b$		<b>Cm</b>				<b>G<sup>l</sup>agh</b>
Uimhir Rómhánach	I	ii	<b>iii</b>	IV	V	vi	<b>vii</b>

I    ii    [iii]    IV    V    vi    [vii]

### SRACOB AIR

Handwriting practice area consisting of five sets of five-line musical staves.

C	
CH Q	
B	
BQ	



- Déan staidéar ar an dréacht ceoil seo thíos.
- Cuir isteach dordnótaí agus comharthaí corda oirúnacha i stíl na hoscailte a thugtar.
- *Ná déan an corda céanna a athdhéanamh san ionad céanna i mboscaí le hais a chéile.*
- Is féidir úsáid a bhaint as siombailí corda nó as uimhreacha Rómhánacha, ach gan úsáid a bhaint astu araon.

**Moderato**


The musical score is written in 4/4 time with a key signature of two flats (E-flat major). It consists of six systems, each with a treble and bass clef staff. The first system includes the tempo marking 'Moderato' and chord symbols: I (A-flat), vi (F minor), IV (D-flat), and V (E-flat). There are empty boxes above the treble clef staff in each system for chord symbols. The piece concludes with a fermata on the final note.

## C.6 CUNTRA-SHÉIS NÓ FORSHÉIS AGUS TACA CORDÚIL A CHUR LE FONN A THUGTAR





### RÉAMHOBAIR

- Rianaigh na cordaí atá ann i mórghléas D i ngreille an chordbhainc *nó* ar an geliath thíos.

Nótaí an chorda	A F# D		C# A F#				G E C#
Siombail chorda	D		F#m				C# <sub>lagh</sub>
Uimhir Rómhánach	I	ii	iii	IV	V	vi	vii



### SRACOB AIR














CH	
CAD	
DESC	












- Déan staidéar ar an dréacht ceoil seo thíos.
- Cuir isteach comharthaí cordaí oiriúnacha sna boscaí atá ann dóibh agus lean le páirt na forshéise sa stíl a thugtar chun an dréacht a chomhlánú.
- Tá cead agat úsáid a bhaint as siombailí corda *nó* as uimhreacha Rómhánacha, ach gan úsáid a bhaint astu araon.
- *Ná* déan an corda céanna a athdhéanamh *san ionad céanna* i mboscaí le hais a chéile.

I                      IV                      ii                      V  
D                      G                      Em                      A












# SRACOB AIR














# SRACOB AIR



# SRACOB AIR



# SRACOB AIR



# **LEATHANACH BÁN**