



2009. M50T

Coimisiún na Scrúduithe Stáit
SCRÚDÚ NA hARDTEISTIMÉIREACHTA, 2009

SCRÍOBH DO SCRÚDUIMHIR ANSEO 

CEOL – ARDLEIBHÉAL
CUMADÓIREACTH (100 marc)
DÉARDAOIN 18 MEITHEAMH – TRÁTHNÓNA 3.15–4.45

STAMPA AN IONAIÐ

DON SCRÚDAITHEOIR

Móriomlán
na marcanna












CEIST	MARC
1	
2	
3	
4	
5	
6	
IOM	
GRÁD	

TREORACHA D'IARRTHÓIRÍ

- Scríobh do scrúduimhir, mar a iarrtar, sa bhosca thuas.*
 - Freagair na ceisteanna sna spásanna atá ann dóibh sa fhreagarleabhar seo.*
 - Is féidir na spásanna i lár agus i ndeireadh an fhreagarleabhair a úsáid do shracobair.*
-

1. Iomlán na n-iomlán bunleathanaigh	
2. Móriomlán na gceisteanna dícheadaithe	
3. Marc iomlán a bronnadh (1 lúide 2)	

SRACOB AIR







ROINN A – CUMADÓIREACHT SÉISE (40 marc)

GAN ACH CEIST AMHÁIN a fhreagairt sa roinn seo: C1 nó C2 nó C3

C.1 LEANÚINT D’OSCAILT A THUGTAR

- Lean ar aghaidh leis an oscailt a thugtar chun séis 16 bharra a dhéanamh.
- Bíodh modhnú go dtí an ceannasach san áireamh agat.
- Cuir comharthaí seanma cuí (míriú agus dinimic) leis an tséis.
- Roghnaigh uirlis oiriúnach don tséis agat as an liosta seo a leanas:

fliúit veidhlín cláirnéid trumpa



C.2 CEOL A CHUR LE TÉACS A THUGTAR

Seo sliocht as an dán *Bímse Buan ar Buairt Gach Ló* le Seán Clárach Mac Domhnaill.


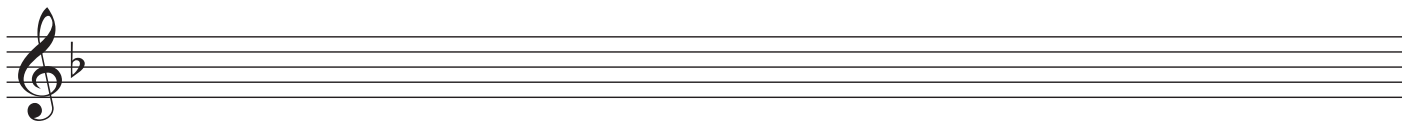


Bímse buan ar buairt gach ló,
Ag caoi go crua's ag tuar na ndeor,
Mar scaoileadh uainn an buachaill beo,
'Sná ríomhtar tuairisc uaidh, mo bhrón!

- Cuireadh ceol leis an gcéad line thíos.
- Cuir ceol leis na focail eile chun séis 16 bharr a dhéanamh. (Tá cead agat níos mó ná an líon barraí seo a bheith ann, agus bíodh modhnú san áireamh agat, más mian leat.)
- Cuir comharthaí seanma cuí (míriú agus dinimic) leis an tséis.

Lento



Bím - se___ bu - an ar___ bua - irt gach ló,







C.3 CUMADÓIREACHT DO RITHIM NÓ DO MHEADARACHT NÓ D'FHOIRM DAMHSA A THUGTAR

Tugtar mír oscailte gabhóide thíos.

- Lean ar aghaidh leis an oscailt a thugtar chun séis 16 bharr a dhéanamh.
- Úsáid an fhoirm AA'BB'.
- Bíodh modhnú go dtí an ceannasach san áireamh agat ag pointe oiriúnach.
- Cuir comharthaí seanma cuí (míriú agus dinimic) leis an tséis.
- Roghnaigh uirlis oiriúnach don tséis agat as an liosta seo a leanas:

veidhlín fliúit Shasanach fhorhshéise corn fliúit



ROINN B – ARMÓIN (60 marc)


GAN ACH CEIST AMHÁIN *sa roinn seo a fhreagairt: C4 nó C5 nó C6*

C.4 CUMADÓIREACHT NÓTAÍ SÉISE AGUS DOIRD Ó SHRAITH CORDAÍ





RÉAMHOBAIR

- Rianaigh na cordaí atá ann i mórghléas E i ngreille an chordbhainc, *nó* ar an gcliath thíos.

Nótaí an chorda	B		D [#]				A
	G [#]		B				F [#]
	E		G [#]				D [#]
Siombail chorda	E		G [#] _m				D [#] _{dim}
Uimhir Rómhánach	I	ii	iii	IV	V	vi	vii



SRACOB AIR



B	
BQ	
MEL	

• Déan staidéar ar an dréacht ceoil seo thíos.

• Ag baint úsáide as na cordaí a thaispeántar, cum nótaí séise agus doird chun an dréacht a chomhlánú sa stíl a thugtar.

Andante

Chords: E, E/G#, A, E, A, B

Chords: E, B/D#, E, A, F#m, F#m/A, B

Chords: C#m, A, B, B/D#, E, B7, C#m

Chords: A, F#m, B, E, F#m/A, B, E

C.5 DORDNÓTAÍ AGUS COMHARTHAÍ CORDA A CHUMADH D'FHONN A THUGTAR

RÉAMHOBAIR

- Rianaigh na cordaí atá ann sa mhórghléas A^b i ngreille an chordbhainc, nó ar an gliath thíos.

Nótaí an chorda	E^b C A^b		G E^b C				D^b B^b G
Siombail chorda	A^b		Cm				Gdim
Uimhir Rómhánach	I	ii	iii	IV	V	vi	vii

I ii [iii] IV V vi [vii]

SRACOB AIR

Handwriting practice lines consisting of five sets of four horizontal lines each, intended for practicing the chord diagrams.

C	
CH Q	
B	
BQ	

- Déan staidéar ar an dréacht ceoil seo thíos.
- Cuir isteach dordnótaí agus comharthaí corda oirúnacha i stíl na hoscailte a thugtar.
- *Ná déan an corda céanna a athdhéanamh san ionad céanna i mboscaí le hais a chéile.*
- Is féidir úsáid a bhaint as siombailí corda nó as uimhreacha Rómhánacha, ach gan úsáid a bhaint astu araon.

Moderato

Chord diagrams and fingering boxes above the treble staff:

- System 1: I (Ab), vi (Fm), iib (Bb/Db), vi (Fm), [], []
- System 2: [], [], [], [], [], []
- System 3: [], [], [], [], [], []
- System 4: [], [], []
- System 5: [], [], [], [], [], []

C.6 CUNTRA-SHÉIS NÓ FORSHÉIS AGUS TACA CORDÚIL A CHUR LE FONN A THUGTAR

RÉAMHOBAIR

- Rianaigh na cordaí atá ann i mórghléas G i ngreille an chordbhainc, *nó* ar an gliath thíos.

Nótaí an chorda	D		F#				C
	B		D				A
	G		B				F#
Siombail chorda	G		Bm				F#dim
Uimhir Rómhánach	I	ii	iii	IV	V	vi	vii



SRACOB AIR












Handwriting practice area consisting of five sets of four-line musical staves. Each set is currently empty.

CH	
CAD	
DESC	












- Déan staidéar ar an dréacht ceoil seo thíos.
- Cuir isteach comharthaí cordaí oiriúnacha sna boscaí atá ann dóibh agus lean le páirt na forshéise sa stíl a thugtar chun an dréacht a chomhlánú.
- Tá cead agat úsáid a bhaint as siombailí corda *nó* as uimhreacha Rómhánacha, ach gan úsáid a bhaint astu araon.
- *Ná* déan an corda céanna a athdhéanamh *san ionad céanna* i mboscaí le hais a chéile.

I
vi
IV
V
G
Em
C
D












SRACOB AIR














SRACOB AIR



SRACOB AIR



SRACOB AIR



LEATHANACH BÁN