



***LEAVING
CERTIFICATE
2002***

***HISTORY AND APPRECIATION
OF ART***

ORDINARY LEVEL

MARKING SCHEME



SECTION I – ART IN IRELAND

1. Describe and discuss the gold objects, **illustrated on the accompanying sheet**, using the following headings:

- form
- function
- decoration
- metalworking techniques used in making the objects
- historical background

Illustrate your answer.

Q.1	Marking Scheme	Marks
	• Form	a 10
	• Function	b 10
	• Decoration	c 10
	• Metalwork techniques used	d 10
	• Historical background	e 5
	• Sketch	f 5
Total Marks		50

2. Describe and discuss the Turoe Stone using the following headings:

- form
- decoration
- stoneworking technique
- historic background
- possible function

Illustrate your answer.

Q.2	Marking Scheme	Marks
	• Form	a 8
	• Decoration	b 8
	• Stoneworking technique	c 8
	• Historic Background	d 8
	• Possible Function	e 8
	• Sketch	f 10
	Total Marks	50



3. Describe and discuss the Book of Kells using the following headings:

- function
- design
- calligraphy
- symbols
- decoration
- colour

Illustrate your answer.

Q.3 Marking Scheme	Marks	
<ul style="list-style-type: none"> • Function • Design • Calligraphy • Symbols • Decoration • Colour • Sketch 	a	5
	b	10
	c	5
	d	5
	e	10
	f	5
	g	10
Total Marks		50



4. Describe and discuss any stone cross from the Early Christian Period in Ireland, using the following headings:

- form
- decoration
- stoneworking technique
- storytelling

Name any other cross of the period.

Illustrate your answer.

Q.4	Marking Scheme	Marks
	• Form	a 8
	• Decoration	b 8
	• Stoneworking technique	c 8
	• Storytelling	d 8
	• Name two crosses	e (4+4) 8
	• Illustration	f 10
Total Marks		50

5. Describe and discuss Cormac's Chapel, using the following headings:

- general information
- style
- structure
- decoration
- stoneworking techniques

Illustrate your answer.

Q.5	Marking Scheme	Marks
	<ul style="list-style-type: none"> • General information • Style • Structure • Decoration • Stoneworking techniques • Illustration 	<p style="text-align: center;">a 5</p> <p style="text-align: center;">b 10</p> <p style="text-align: center;">c 10</p> <p style="text-align: center;">d 10</p> <p style="text-align: center;">e 5</p> <p style="text-align: center;">f 10</p>
	Total Marks	50



6. Describe and discuss the two Georgian buildings, **illustrated on the accompanying sheet**, using the following headings:

- design/visual features
- decoration
- name the architect of one of these buildings

Which building appeals to you most? Give reasons why.
Illustrate your answer.

Q.6	Marking Scheme	Marks
	• Design / visual features	a 15
	• Decoration	b 15
	• Name Architect	c 10
	• Which building / why	d 5
	• Illustration	e 5
	Total Marks	50



7. Describe and discuss the work of any ONE of the following Irish artists: Jack B. Yeats, Harry Clarke, Evie Hone, Paul Henry, Norah McGuinness, Gerard Dillon, Louis le Brocqy, Brian Bourke, Robert Ballagh, Rowan Gillespie, Kathy Prendergast, using the following headings:

- subject matter
- brushwork ,if a painter
- form, if a sculptor
- composition
- materials and technique
- colour and/or texture

Illustrate your answer.

Q.7	Marking Scheme	Marks
	<ul style="list-style-type: none"> • Subject matter / General background information 	a 8
	<ul style="list-style-type: none"> • Brushwork / Form / Mark – making 	b 8
	<ul style="list-style-type: none"> • Composition / relate to subject matter or style of artist’s work 	c 8
	<ul style="list-style-type: none"> • Materials and technique 	d 8
	<ul style="list-style-type: none"> • Colour and / or texture 	e 8
	<ul style="list-style-type: none"> • Illustration / biographical detail 	f 10
Total Marks		50



SECTION II

EUROPEAN ART – MARKING SCHEME

8. Describe and discuss the sculpture of Gislebertus on the tympanum over the doorway of Autun cathedral using the following headings:

- style
- storytelling
- the human figure
- faces
- relationship to the architecture

Illustrate your answer.

Q.8	Marking Scheme	Marks
	Describe and discuss:	
	• Style	a 8
	• Storytelling	b 8
	• Human figure	c 8
	• Faces	d 8
	• Relationship to architecture	e 8
	• Sketches	f 10
Total Marks		50



9. Name a painter **and** a sculptor of the Renaissance in Italy and name and describe one important work by each of them, allowing the following headings to assist you:

- for the painting: subject matter, colour, composition, the human figure.
- for the sculpture: subject matter, medium, technique, form, texture, the human figure.

Illustrate your answer.

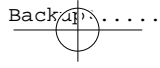
Q.9	Marking Scheme	Marks
	• Name a painter and one work	a 2+2 = 4
	• Subject matter	b 3
	• Colour	c 3
	• Composition	d 3
	• Human figure	e 3
	• Sketches	f 6
	• Name a sculptor and one work	g 2+2 = 4
	• Subject matter	h 3
	• Medium	i 3
	• Technique	j 3
	• Form	k 3
	• Texture	l 3
	• Human figure	m 3
	• Sketches	n 6
Total Marks		50

10. Describe and discuss the Arnolfini Wedding, **illustrated on the accompanying sheet**, by Jan van Eyck using the following headings:

- composition
- colour and light
- details
- medium
- style
- symbols

Illustrate your answer.

Q.10	Marking Scheme	Marks
	Describe and discuss:	
	• Composition	a 6
	• Colour and light	b 6
	• Details	c 6
	• Medium	d 6
	• Style	e 6
	• Symbols	f 15
	• Sketches	g 5
	Total Marks	50



11. Describe and discuss Hans Holbein’s “The Ambassadors”, illustrated on the accompanying sheet. Allow the following headings to assist you:

- subject matter
- composition
- style of painting
- clothes
- objects
- details
- what do you think is the message of this painting?

Illustrate your answer.

Q.11	Marking Scheme	Marks
Describe and discuss:		
• Subject matter	a	7
• Composition	b	7
• Style of painting	c	7
• Clothes	d	7
• Objects	e	7
• Details	f	7
• Message of painting	g	3
• Sketches	h	5
Total Marks		50

12. Write as fully as you can on TWO of the following paintings:

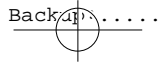
- (a) A Country Wedding by Pieter Bruegel the Elder
- (b) The Village School by Jan Steen
- (c) The Oath of the Horatii by Jacques-Louis David
- (d) The Turkish Bath by Ingres
- (e) Le Dejeuner sur l'Herbe by Edouard Manet
- (f) Sunday Afternoon on the Island of La Grande Jatte by Georges Seurat
- (g) La Danse by Henri Matisse

Allow the following headings to assist you:

- subject matter
- the treatment of the human figure
- colour
- composition
- your own opinions about the painting

Illustrate your answer.

Q.12	Marking Scheme	Marks
	Write on two paintings:	
	• Subject matter	a 4+4 = 8
	• Human figure	b 4+4 = 8
	• Colour	c 4+4 = 8
	• Composition	d 4+4 = 8
	• Opinions	e 4+4 = 8
	• Sketches	f 5+5 = 10
Total Marks		50



13. Describe and discuss TWO Impressionist paintings using the following headings to assist you:

- subject matter
- colour and light
- texture
- composition
- information about the painter(s)
- your own opinions about Impressionism

Illustrate your answer.

Q.13	Marking Scheme	Marks
	Describe and discuss (x 2)	
	• Subject matter	a 3+3 = 6
	• Colour and light	b 3+3 = 6
	• Texture	c 3+3 = 6
	• Composition	d 3+3 = 6
	• Information on painter(s)	e 5+5 = 10
	• Opinions on Impressionism	f 6
	• Sketches	g 5+5 = 10
	Total Marks	50

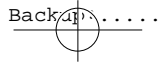
14. Describe and discuss the work of Vincent van Gogh, **illustrated on the accompanying sheet**, using the following headings:

- subject matter
- composition,
- colour
- texture
- expression of emotion

Refer to other works by the artist and/or to his life-story.

Illustrate your answer.

Q.14	Marking Scheme	Marks
	Describe and discuss:	
	• Subject matter	a 8
	• Composition	b 8
	• Colour	c 8
	• Texture	d 8
	• Expression of emotion	e 8
	• Refer to other works / life story	f 5
	• Sketches	g 5
	Total Marks	50



15. Describe any live-action film you have seen. Allow the following to guide you in your answer:

- camerawork
- special effects
- colour
- storytelling

Include your opinions as to whether or not the film was *VISUALLY* interesting.

Illustrate your answer.

Q.15	Marking Scheme	Marks
	• Camerawork	a 10
	• Special effects	b 10
	• Colour	c 10
	• Storytelling	d 10
	• Opinions as to whether or not the film was visually interesting	e 5
	• Sketches	f 5
	Total Marks	50

16. Describe an exhibition of art, craft or design which you have visited. Allow the following headings to guide you in your answer:

- hanging of pictures and/or placement of objects
- lighting
- layout of the room or spaces
- labeling and/or catalogue

Then, in as much detail as possible, describe TWO of the paintings/objects which you liked best or found interesting, saying why.

Illustrate your answer.

Q.16	Marking Scheme	Marks
	• Hanging of pictures / placement of objects	a 7
	• Lighting	b 7
	• Layout of the room or spaces	c 7
	• Labelling and/or catalogue	d 7
	• Describe 2 paintings / objects / candidate's own opinions.	e (6+6) 12
	• Sketch	f 10
Total Marks		50

17. Design a sculpture or fountain to be sited anywhere in front of the old house, illustrated on the accompanying sheet.

- Give reasons for the appearance, materials and placing of your sculpture or fountain.
- What must a designer take into account when planning a new structure close to an old one?

Illustrate your answer.

Q.17	Marking Scheme	Marks
	<ul style="list-style-type: none"> • Appearance • Materials • Placing of sculpture / or fountain • Planning considerations • Sketch 	<p>a 7</p> <p>b 7</p> <p>c 7</p> <p>d (3 x 3) 9</p> <p>e 20</p>
	Total Marks	50

18. What are the visual qualities of good poster design? List and explain these in as much detail as possible. Then design a poster for a concert by Popstars group 'Six' or for any other musical event.

Illustrate your answer.

Q.18	Marking Scheme	Marks
	<ul style="list-style-type: none">• List of qualities• Explanation of qualities• Sketch	<p>a (5 x 3) 15</p> <p>b 15</p> <p>c 20</p>
	Total Marks	50



19. Describe the process of designing a repeat pattern, such as the one on the printed cloth used to cover the armchair, **illustrated on the accompanying sheet**.
- List and describe what makes a visually successful pattern.
 - Is the pattern **illustrated** visually successful? Give reasons for your opinion.
 - Name two methods of printing patterns on to cloth.

Illustrate your answer.

Q.19	Marking Scheme	Marks
	<ul style="list-style-type: none"> • Describe process • List / describe visually successful pattern • Reasons why visually successful • Two methods • Sketch 	<p>a 10</p> <p>b 10</p> <p>c 10</p> <p>d (5 + 5) 10</p> <p>e 10</p>
Total Marks		50



20. If you could have an Impressionist picture or a large, colourful abstract picture in your room, which would you choose, and why? Explain your choice as fully as possible.

Illustrate your answer.

Q.20	Marking Scheme	Marks
<ul style="list-style-type: none"> • Choice • Explanation • Sketch 	<p style="text-align: center;">a</p> <p style="text-align: center;">b</p> <p style="text-align: center;">c</p>	<p style="text-align: center;">10</p> <p style="text-align: center;">(4 x 5) 20</p> <p style="text-align: center;">20</p>
Total Marks		50



21. Describe the decoration of the sitting-room, **illustrated on the accompanying sheet**.
 Allow the following headings to assist you:
- style of furniture
 - the colour scheme
 - the pictures and ornaments
 - lighting

What changes would you make to the room to improve it visually?
 Give reasons for the changes you would make.

Illustrate your answer.

Q.21	Marking Scheme	Marks
	• Style of furniture	a 9
	• Colour scheme	b 9
	• Pictures and ornaments	c 9
	• Lighting	d 9
	• Changes / improvements to room	e 9
	• Sketch	f 5
Total Marks		50