

Leaving Certificate Applied 2015

Vocational Specialism Craft and Design Course

Written Examination (40% of total marks)

Date: Thursday 11th June

Afternoon: 2:00 - 3:30.

Write your **examination number** in this space →

Instructions

This paper contains eight questions.
Attempt any **four** questions.

For the Superintendent only	For the Examiner only	
<div style="border: 1px solid black; width: 80%; margin: auto; padding: 20px;"> <p>Centre Stamp</p> </div>	Question 1	
	Question 2	
	Question 3	
	Question 4	
	Question 5	
	Question 6	
	Question 7	
	Question 8	
	Total	
	Minus total for disallowed questions	
Grand Total		

Fashion and Textiles

Question 1 (40 marks)

Answer (a), (b) and (c).

(a) Use **one** of the images below as a starting point to create a repeat pattern for fabric.



A large empty rectangular box with a black border, intended for the student to create a repeat pattern for fabric based on one of the images above.

(b) List **three** steps you would follow to print your design on fabric.
Use sketches to help explain your answer.

Step 1. _____

Step 2. _____

Step 3. _____

(c) What changes would you make to your design to make it suitable for **one** of the following products:

1. a place mat
2. a tea caddy
3. a coaster.

Give reasons for your answer.

Fashion and Textiles

Question 2 (40 marks)

Answer (a), (b) and (c).

(a) Illustrated below are two costume designs for characters in the film 'Oz the Great and Powerful'. Compare these two costumes under the following headings:



Costume 1



Costume 2

Choice of materials: costume 1 _____

Choice of materials: costume 2 _____

Colours: costume 1 _____

Colours: costume 2 _____

(b) Design a costume for **one** of the following characters:

1. a banshee
2. a wizard
3. a yeti.



(c) List the materials and techniques you would use to make your costume.
Give reasons for your choices.

Materials: _____

Techniques: _____

Graphic Communication and Print

Question 3 (40 marks)

Answer (a), (b) and (c).



Illustration 1




Illustration 2

(a) Discuss the illustrations above using the following headings:

Colour: illustration 1 _____

Colour: illustration 2 _____

Image: illustration 1 _____

Image: illustration 2 _____

(b) Design a cover for a childrens' book based on **one** of the following words:

1. puddles
2. boats
3. wildlife.

Back of cover

Spine

Front of cover

--	--	--

(c) Give reasons for your design choice using the following headings:

Image: _____

Lettering: _____

Graphic Communication and Print

Question 4 (40 marks)

Answer (a), (b) and (c).




(a) On October 17, 2013, An Post issued four stamps entitled Contemporary Public Buildings. Select **one** of the stamps illustrated above and discuss its design using the headings below. Use sketches to help explain your answer.

Layout & lettering: _____

Image & colour: _____

(b) Design a stamp based on an Irish street.



(c) Give reasons for the design choices you have made using the following headings:

Layout & lettering: _____

Image & colour: _____

3-Dimensional Studies

Question 5 (40 marks)

Answer (a), (b) and (c).




(a) Compare the images of cakes above using the following headings: shape, form & structure, colour, theme & decoration.

Shape, form & structure: _____

Colour: _____

Theme & decoration: _____

(b) Sketch a design for a cake that celebrates your graduation from school.



(c) Give reasons for your design choices using the following headings:

Shape, form & structure: _____

Colour: _____

Texture: _____

Decoration: _____

3-Dimensional Studies

Question 6 (40 marks)

Answer **(a)**, **(b)** and **(c)**.

(a) Ceramic artists use many different methods to create pots.

Explain **two** of the following ceramic methods:

1. slab building
2. pinching
3. moulding
4. coiling.

Use sketches to help explain your answer.

Method:

Method:

(b) Study the images below and discuss them using the following headings:



Mark making and texture: _____

Glazing and colour: _____

(c) List the steps you would follow to glaze a ceramic pot.
Use sketches to help explain your answer.

Step 1. _____

Step 2. _____

Step 3. _____

Lens-based Studies

Question 7 (40 marks)

Answer (a), (b) and (c).

(a) This photograph of the Loch Ness Monster was taken in 1934. Researchers now believe the photograph is a fake. The image was made using a technique called **forced perspective**. Choose **one** of the examples of forced perspective below and describe the steps you would take to recreate the photograph.



Step 1. _____

Step 2. _____

Step 3. _____


(b) How would you 'fake' a photograph of a monster for your local newspaper?
Describe the steps you would follow.

Step 1. _____

Step 2. _____

Step 3. _____

(c) Make a sketch of your final photograph.



Lens-based Studies

Question 8 (40 marks)

Answer (a), (b) and (c).



(a) High-definition personal cameras are used by extreme sports people and documentary makers. List **three** advantages of using this type of camera.

1. _____

2. _____


3. _____

(b) List **three** steps you would follow to create a two minute film on the sport of your choice using a high-definition personal camera. Use sketches to help explain your answer.

Step 1. _____

Step 2. _____

Step 3. _____



(c) Study the action photographs below and say how they could be improved.

1. _____



2. _____



3. _____



BLANK PAGE

BLANK PAGE

BLANK PAGE